

There's an artist  
in all of us.



DUNDAS VALLEY SCHOOL OF ART

FALL 2026

Adult & Children Programs

**STUDIO  
FINE ART  
DIPLOMA  
PROGRAM**

See pg. 51

*"City at Night"* by DVSA Artist, Bill McKinnie

Classes offered in **Drawing • Painting • Pottery • Art History • Photography  
Collage • Sculpture • Textile Art • Printmaking • Glass Art** and more...

*“Start where you are.  
Use what you have.  
Do what you can.”*

– ARTHUR ASHE



A thriving hub for artists and art instruction, Dundas Valley School of Art is an independent not-for-profit art school, serving the Hamilton region since 1964. Through our courses, lectures and workshops, we provide high-quality and accessible visual arts education to over 8,000 registrants annually, bringing together artists of all ages and from all walks of life.



## Accessibility

Dundas Valley School of Art is committed to ensuring equal access and participation for people with disabilities, prioritizing dignity and independence for all. We provide the same opportunity to access DVSA's goods, services and facility by working to remove and prevent barriers to accessibility. If you require information in an accessible format, send an email to [info@dvsa.ca](mailto:info@dvsa.ca) or call us at **905-628-6357 ext. 1**.

THIS TERM, DUNDAS VALLEY SCHOOL OF ART IS GRATEFUL FOR THE SUPPORT PROVIDED BY



DVSA IS A CHARITABLE ORGANIZATION. CHARITABLE #118889484RR0001

### REGISTRATION

#### Online

[dvsa.ca](http://dvsa.ca)


#### By Phone


(905) 628-6357


#### In-person


21 Ogilvie St., Dundas, ON


### FOLLOW US!


 Dundas Valley School of Art

 @dvsa.ca

 @dvsa.ca

 @dvsa.ca

 @dvsartaartschool

 @DundasValleySchoolofArt

### COURSE

#### PRE-REQUISITES

#### Beginner or Introductory


For students with little to no background in that art form.


#### Intermediate

Some art background in that subject, typically two or more classes.

#### Advanced

The student has taken three or more courses in the medium or in related skill areas.

 – denotes 1, 2, or 3 day workshop

 – denotes course is online

## 5 Children & Teen Classes

6 Children & Teen Classes

14 Parent & Child Classes

## 16 Adult Classes

19 Friday Night Workshops

21 Drawing

25 Painting

37 Botanical Art

38 Pottery

42 Sculpture

42 Photography

45 Glass Art

46 Printmaking

47 Textile Art

48 Art History & Special Interest

## 51 Studio Fine Art Diploma Program

## 52 Registration

## 54 Artist Talks

## New Courses for Fall



### **Anatomy For Artists: Muscles and Bones** *with Brittany Sostar*

Brittany joins us at DVSA for this exciting course introducing the underlying structure of the human figure. The focus is on major skeletal landmarks and how major muscle groups shape the visible surface of the body. You'll develop a clearer understanding of how to translate the body's structure onto the page.

### **Master Class: Plein Air and "The Bigger Picture"** *with Jody Joseph*

Part of our new Master Class series! One of the region's preeminent painters, Jody will lead you through plein air sessions in and around Dundas, along with in-class exercises and discussions back in the studios. The focus here is on strategies for painting powerful, memorable images that reflect your point of view and soul. For advanced painters – application required.



### **Painting Stories** *with Sandee Ewasiuk*

Sandee is back to help you tell stories that feel uniquely yours and create paintings rooted in your ideas, memories and imagination. You'll learn how to use watercolour or acrylics to transform an idea into a compelling visual story, exploring what makes an image feel complete, intentional and emotionally impactful.

### **Modeling & Casting Miniatures** *with Donna Akrey*

Learn the art making processes of molding and casting using silicone and modeling clay. You'll develop three small sculptural forms, then select one for mold-making and casting. With Donna's expert guidance, explore how translating a form from one material to another affects its tactile, visual and conceptual qualities.

Artwork: Donna Akrey



### **A Contemporary Quilt Story** *with Ixchel Suárez*

This invigorating course with Ixchel expands traditional quilting into a contemporary, expressive medium—an exploration of textile as narrative. You'll create an artwork that moves between quilting, embroidery and soft sculpture while exploring stitching as drawing, layering as memory and material as storytelling.

Artwork: Ixchel Suárez

# Children & Teen Classes At A Glance

## Monday

### After School

Paints, Drawings & Pottery *Ages 4-6*  
Video Game Art *Ages 7+*  
FYP (For Your Page) Pottery *Ages 8+*

### Evening

Anime & Manga: Drawing *Ages 11+*

## Tuesday

### After School

**\*NEW\*** Flying Colours Art Adventures *Ages 4-6*  
Draw, Paint, Collage & Print! *Ages 7+*  
Painting & Printmaking *Ages 11+*  
**\*NEW\*** Beginners' Architectural Drawing *Ages 11+*

## Wednesday

### Morning

Preschool Art Start *Ages 2-4*

### After School

Fall Into Fall! *Ages 4-6*  
**\*NEW\*** Made by Me: Watercolours *Ages 7+*  
The Art Laboratory *Ages 7+*  
Teen Pottery Studio A *Ages 11+*

### Evening

Teen Pottery *Ages 15-18*

## Thursday

### After School

Creating Together: Parent & Child Art *Ages 4-6*  
**\*NEW\*** Creative Kids Jewellery *Ages 7+*  
Pencil Power – Drawing Foundations *Ages 11+*

### Evening

The Art Oasis *Ages 7+*  
**\*NEW\*** Sketchbooks & Scrapbooks *Ages 11+*  
Teen Pottery Studio B *Ages 11+*

## Friday

### After School

**\*NEW\*** Sculpting Creatures *Ages 7+*  
Introduction to Cartoon Animation *Ages 11+*

### Evening

Oil Painting *Ages 11+*

## Saturday

### Morning

Preschool Studio *Ages 2-4*  
Creative Journeys *Ages 4-5*  
Saturday Drawing & Painting *Ages 5-7*  
Pom-Pom Critters *Ages 6+*  
Saturday Pottery & Clay Play *Ages 6-8*  
Stuffie Studio *Ages 7+*  
Saturday Cartoons *Ages 7+*

### Afternoon

Parent & Child Drawing & Painting *Ages 4-6*  
Creative Journeys *Ages 6-8*  
Saturday Drawing & Painting *Ages 7-10*  
Let's Create Origami *Ages 7+*  
Saturday Pottery & Clay Play *Ages 9+*  
**\*NEW\*** Stitch & Sculpt: Design Lab *Ages 9+*  
Teen Drawing and Painting: Fall Edition *Ages 11+*  
Teen Graffiti *Ages 11-14*

## Workshops

### Teen

T-Shirt Printing *Ages 14-17* Sept. 19 & 26  
(At Centre[3] Media Arts Studio)

### Parent & Child

**\*NEW\*** FALL-ing Leaves *Ages 4-6* Sept. 20 & 27  
**\*NEW\*** The Spooky Night *Ages 6-8 A*: Sept. 27 & Oct. 4  
**\*NEW\*** The Spooky Night *Ages 6-8 B*: Oct. 11 & 18

### Parent & Child Pottery

Wheel 101 *Ages 7+ A* Oct. 10 & 17  
**\*NEW\*** Pumpkin Pottery *Ages 4-6 A*: Oct. 24 & 31  
Wheel 101 *Ages 7+ B*: Oct. 24 & 31  
**\*NEW\*** Holiday Pottery Ornament *Ages 4-6 B*: Nov. 28 & Dec. 5  
**\*NEW\*** Holiday Decor *Ages 7+ B*: Nov. 28 & Dec. 5

### Parent & Teen Pottery

Wheel 101 *Ages 11+* Oct. 10 & 17

# Children and Teen Classes



## 2C01 Paints, Drawings & Pottery Ages 4-6

Amanda Jameson, B.F.A.

Monday: September 21 – November 9 (7 weeks) 4:15 p.m. – 6:15 p.m. | **Note: no class on Oct. 12**

Roll up those sleeves! We'll paint, draw and explore the playful possibilities of clay in this fun and lively class. Each week offers a welcoming studio session for young artists, designed to spark their curiosity as they experiment with colour, shape and texture. Guided projects introduce key art skills while giving plenty of room for imagination and personal expression to thrive. We'll build confidence and skills while enjoying the weekly adventure of making vibrant art.

Members: \$203.63 + HST, Non-Members: \$209 + HST

## 2C02 \*NEW\* Flying Colours Art Adventures Ages 4-6

Tina Destro, B.A.

Tuesday: September 22 – November 24 (10 weeks) 4:15 p.m. – 6:15 p.m.

Imaginations take wing in this studio as we create amazing art using a variety of materials and techniques. The artists will explore printmaking with Gelli prints and experiment with balance and form as they build unique sculptures. Inspired by artists such as Picasso, Karel Appel, Emily Carr and more, the artists will paint, draw and create using an exciting range of materials, including chalk and oil pastels, paint sticks, wood, charcoal and watercolours. Be ready for their creativity to soar to new heights!

Members: \$277.14 + HST, Non-Members: \$285 + HST

## 2C03 Fall Into Fall! Ages 4-6

Sandra Greenblatt, B.A.

Wednesday: September 23 – November 18 (8 weeks) 4:15 p.m. – 6:15 p.m. | **Note: no class on Sept. 30**

This studio is filled with seasonal projects designed to develop your young artist's skills in drawing, painting, printmaking and collage. Our colourful art will highlight leaves, pumpkins, apples and other autumn themes as we learn about colour, line, shape and texture. A special story time will be included each week with a focus on how famous artists see our world in this glorious Fall season of colour.

Members: \$222.82 + HST, Non-Members: \$229 + HST

## 2C04 Creative Journeys

Tina Destro, B.A.

Saturday: September 26 – November 28 (10 weeks)

**A:** 10:00 a.m. – 12:00 p.m. **Ages 4-5**

**B:** 1:00 p.m. – 3:00 p.m. **Ages 6-8**

Each Saturday brings a new and exciting art expedition as we explore a variety of engaging projects while developing fundamental art skills and language. Inspired by famous artists, abstract art, book illustrations and found objects from our "idea table," we'll draw, paint and sculpt, experimenting with a range of materials—watercolour, charcoal, acrylics and more. Finding inspiration in the natural world and stories all lead to studio time focused on self-expression and cultivating a lively imagination.

Members: \$277.14 + HST, Non-Members: \$285 + HST

# Children and Teen Classes

## 2C05 Saturday Drawing & Painting

Lena Montecalvo

Saturday: September 26 – December 5 (10 weeks) | **Note: no class on Nov. 7**

**A:** 10:00 a.m. – 12:00 p.m. **Ages 5-7**

**B:** 1:00 p.m. – 3:00 p.m. **Ages 7-10**

Further develop your child's creative literacy skills through traditional and experimental methods of artmaking. The artists will explore nature and their imaginations using pencils, ink, pastels and various forms of paint. We'll celebrate a love for lines and draw and paint with simple steps and familiar shapes. Projects may include landscapes, portraits and still life, involving favourite animals, fantasy creatures and other flights of fancy directly from the screen and storybooks.

Members: \$277.14 + HST, Non-Members: \$285 + HST

## 2C06 Pom-Pom Critters Ages 6+ (W)

Amanda Jameson, B.F.A.

Saturday: September 19 – October 3 (3 weeks) 10:00 a.m. – 12:00 p.m.

Silly monsters, tiny animals and completely made-up characters—this playful soft-sculpture class is designed for curious young creators ready to explore texture, colour and shape as they craft their own fuzzy pom-pom creatures. We'll start with simple techniques—wrapping yarn, gluing pieces and building basic forms—before diving into the fun of experimenting with yarn, felt, googly eyes, fabric, pipe cleaners and other soft materials to craft a zoo-full of imaginative critters.

Members: \$96.72 + HST, Non-Members: \$99 + HST

## 2C07 Saturday Pottery & Clay Play

Marina Van Raay, B.A.

Saturday: September 26 – November 28 (10 weeks)

**A:** 10:00 a.m. – 12:00 p.m. **Ages 6-8**

**B:** 1:00 p.m. – 3:00 p.m. **Ages 9+**

Always a weekend favourite. Your young potter will explore the expressive nature of clay as they learn the basics of handbuilding and throwing on the pottery wheel. We'll investigate new methods of making and try our hands at imaginative projects like pinch pot animal sculptures, coil-built cactus pots or functional hand thrown bowls. Basic glazing and decoration techniques will also be introduced in this fun, fast program. Dress for mud!

Members: \$281.23 + HST, Non-Members: \$289 + HST

## 2C08 Let's Create Origami Ages 7+ (W)

Amanda Jameson, B.F.A.

Saturday: September 19 – October 3 (3 weeks) 1:00 p.m. – 3:00 p.m.

Folding, shaping and transforming—this class offers an age-appropriate introduction to the Japanese art of origami as we magically turn paper into creative works of art. The young artists will learn classic and modern origami techniques—starting with simple folds and building up to more detailed creations—using a variety of papers like patterned sheets, metallic foils and textured craft papers. We'll also explore complementary paper-craft skills such as cutting, layering and constructing mixed-media pieces. With a blend of step-by-step instruction and ample opportunity to be inventive, this studio encourages problem-solving and artistic expression to discover what a single sheet of paper can become.

Members: \$96.72 + HST, Non-Members: \$99 + HST

*My daughter loved the art class. The weekly topics were creative and engaging and she learned so many different techniques along the way.*

– JEN BROOKER

# Children and Teen Classes

## 2C09 **\*NEW\* Made by Me: Watercolours Ages 7+**

Nancy Benoy, B.A.

Wednesday: September 23 – December 2 (10 weeks) 4:15 p.m. – 6:15 p.m. | **Note: no class on Sept. 30**

Energetic results are bound to emerge in this studio as we explore the wonderfully versatile medium of watercolour. Step-by-step the young artists will learn the methods of brush handling and colour mixing and try techniques like wet on wet, wet over wet, wet over dry, blotting, pastel resist and more. Throughout the weeks, we'll make unique and original paintings while working with a range of subjects—floral, landscape, abstract or anything our imaginations feel inspired to paint.

Members: \$277.14 + HST, Non-Members: \$285 + HST

## 2C10 **Stuffie Studio Ages 7+**

Ariella Boltinsky, B.F.A., M.T.

Saturday: September 26 – November 28 (10 weeks) 10:00 a.m. – 12:00 p.m.

It's art you can squeeze! Creating stuffies is a great way to explore fibre art and sculpture. We'll design something fantastical from the wilds of our imaginations and learn techniques such as pattern making, hand-sewing and the art of miniature clothing. Whether your character needs a tiny cape or a custom outfit, you'll learn how to dress your creations in style. Someone bar the door—this studio will be overflowing with stuffie characters in bespoke apparel.

Members: \$277.14 + HST, Non-Members: \$285 + HST

## 2C11 **Draw, Paint, Collage & Print! Ages 7+**

Cassandra Ferguson, B.F.A., M.F.A.

Tuesday: September 22 – October 27 (6 weeks) 4:15 p.m. – 6:15 p.m.

An ideal studio time for creative thinkers who enjoy dabbling in various modes of art making. We'll cut, paste, layer, stamp, shade and mark as we explore a variety of 2-D mediums such as painting, drawing, printmaking and collage. Materials for experimentation include pastels, inks, watercolour, tempera and acrylic paints, each contributing to exciting new possibilities for expression and a diverse collection of fresh artworks.

Members: \$174.32 + HST, Non-Members: \$179 + HST

## 2C12 **The Art Laboratory Ages 7+**

Miles Wallace, B.A., O.C.T.

Wednesday: September 23 – December 2 (10 weeks) 4:15 p.m. – 6:15 p.m. | **Note: no class on Sept. 30**

The ever-popular mashup of art and science returns with new projects for Fall. We'll apply our art skills to construct eye-popping projects of a scientific nature that test the principles of physics and chemistry. Catapults, hieroglyphics, air cannons, optical illusions, straw rockets, slime fun, 3-D solar systems, sailing vessels—need we say more? Stand back and strap on the protective eyewear—this could get interesting...

Members: \$277.14 + HST, Non-Members: \$285 + HST

## 2C13 **Saturday Cartoons Ages 7+**

Miles Wallace, B.A., O.C.T.

Saturday: September 26 – November 28 (10 weeks) 10:00 a.m. – 12:00 p.m.

Imaginations will ignite as the cartoon artists design their own illustrations and comic strips while learning about key art concepts. Topics include contour drawing techniques and exercises, cartoon character features, how to reference and embellish caricatures and how to produce a comic strip. Projects will focus on using line, shape, colour, texture, form, value and space to hone illustration skills with several different fun and engaging cartoon themed activities. This course is great for beginner artists—no pre-requisites required.

Members: \$277.14 + HST, Non-Members: \$285 + HST

# Children and Teen Classes

## 2C14 The Art Oasis Ages 7+

Amanda Jameson, B.F.A.

Thursday: September 24 – November 12 (8 weeks) 6:30 p.m. – 8:00 p.m.

A course designed to inspire all levels of young artists and enhance their skills in both drawing and painting. Fun weekly projects are focused on studying modern and classic painting styles and developing skills in blending, perspective, the use of light & shadow and creating atmosphere to add drama and depth to a composition. We'll explore familiar and new materials such as chalk, charcoal, pastels and conte—then dive into watercolour, acrylic, gouache and inks. It's an active studio with a creative buzz sure to foster a young artist's individual style.

Members: \$174.32 + HST, Non-Members: \$179 + HST

## 2C15 Video Game Art Ages 7+

Miles Wallace, B.A., O.C.T.

Monday: September 21 – November 30 (10 weeks) 4:15 p.m. – 6:15 p.m. | **Note: no class on Oct. 12**

A class for the young artist who loves video game characters—especially those from early video games. We'll forgo our digital devices and go old school as we learn how to use the process of pixel grids to draw/paint some of our favourite characters like Mario, Sonic, Link and many more. Once we've captured the classics, we'll create our own retro style characters and virtual environments with several fun and engaging projects, including a 2-D collage of our game universe that incorporates our imagined characters.

Members: \$277.14 + HST, Non-Members: \$285 + HST

## 2C16 \*NEW\* Creative Kids Jewellery Ages 7+

Amanda Jameson, B.F.A.

Thursday: September 24 – November 12 (8 weeks) 4:15 p.m. – 6:15 p.m.

Bring on the bling! This class has the artists creating wearable and colourful jewellery as they learn a variety of techniques, including beading methods such as stringing, looping and threading. We'll try it all—bracelets, necklaces, rings, keychains and more. With skill stacking lessons provided each week, be ready for a jewellery box full of unique, handcrafted treasures.

Members: \$222.82 + HST, Non-Members: \$229 + HST



**P.A. DAY  
CAMPS**

**Friday,  
November 27**

Make the most of HWDSB and HWCDSB P.A. Days by bringing your young artist to our special P.A. Day Art Camps.



**WINTER  
CAMPS**

**December 21–23**

Keep your young artist creatively engaged during the winter break with hands-on artmaking before the holidays.

Learn more & register  
at [dvsa.ca](http://dvsa.ca)

# Children and Teen Classes

## 2C17 **\*NEW\*** Sculpting Creatures Ages 7+

Miles Wallace, B.A., O.C.T.

Friday: September 25 – November 13 (8 weeks) 4:15 p.m. – 6:15 p.m.

Watch your young artist build, shape and bring an animal/creature to life in 3-D. In this hands-on studio, we'll discover how complex animal forms come together using simple sculpting techniques and mixed materials. We'll begin by constructing sturdy armatures with wire and cardboard, then layer on papier-mâché to transform shapes into bold, expressive animals and creatures—whether real or from our imaginations. Refining each piece through sanding and painting will bring the creations truly alive, showcasing the artists' inventiveness and blossoming skills in three-dimensional art.

Members: \$232.82 + HST, Non-Members: \$239 + HST

## 2C18 **FYP (For Your Page) Pottery Ages 8+**

Amanda Kopas, B.F.A.

Monday: September 21 – November 30 (10 weeks) 4:15 p.m. – 6:15 p.m. | **Note: no class on Oct. 12**

Get ready to delve into viral TikTok pottery memes in this hands-on course. We'll focus on trends such as the ceramic food challenge, tiny pot challenge, kinsugi repair, blindfolded building and other viral pottery techniques. We'll also cover miniature throwing and sculpting along with painting and finishing techniques while focusing on scale, tromp l'oeil and muscle memory. Some previous pottery experience recommended.

Members: \$281.23 + HST, Non-Members: \$289 + HST

## 2C19 **\*NEW\*** Stitch & Sculpt: Design Lab Ages 9+

Ariella Boltinsky, B.F.A., M.T.

Saturday: September 26 – November 28 (10 weeks) 1:00 p.m. – 3:00 p.m.

It's art you can squeeze—elevated! Creating stuffies is a deep dive into the technical side of fibre art and soft sculpture. In this next level class for young designers, we'll move beyond pre-made templates and learn to draft, modify and engineer original patterns from scratch to create larger, more complex sculptural forms. It's ideal for the budding designer seeking more creative control over their creations. This hands-on approach to the technical side of fashion includes learning how to "read" a 3-D shape to create custom 2-D templates for complex stuffies. We'll also master more advanced garment construction, including hems, closures and miniature tailoring. A basic knowledge of hand-sewing is recommended.

Members: \$277.14 + HST, Non-Members: \$285 + HST



# Children and Teen Classes

## 2C20 **Anime & Manga: Drawing Ages 11+**

Miles Wallace, B.A., O.C.T.

Monday: September 21 – November 30 (10 weeks) 6:30 p.m. – 8:30 p.m. | **Note: no class on Oct. 12**

We'll investigate popular Anime and Manga references—old and new—and create whimsical characters and scenes inspired by those styles. Learn how to use anime and manga illustration techniques to create forms in proportion with expressive faces and unique features. Projects include designing original thematic characters, backgrounds and props, poster design and inking.

Members: \$287.14 + HST, Non-Members: \$295 + HST

## 2C21 **Painting & Printmaking Ages 11+**

Amanda Jameson, B.F.A.

Tuesday: September 22 – November 10 (8 weeks) 4:15 p.m. – 6:15 p.m.

Block off your Tuesday afternoons for this vibrant painting and printmaking studio. We'll discuss colour, shadow, line and form as we explore working with watercolours, acrylics, different inks and even tie dye. We'll also dive into the wondrous world of printmaking, experimenting with monotype and block printing techniques. It's a great class for the artist wanting to try a bit of everything and broaden their horizons.

Members: \$232.82 + HST, Non-Members: \$239 + HST

## 2C22 **Introduction To Cartoon Animation Ages 11+**

Mike Cope, B.A., B.Ed., O.C.T.

Friday: September 25 – November 20 (8 weeks) 4:15 p.m. – 6:15 p.m. | **Note: no class on Oct. 23**

Bring your drawings to life as you explore the magic of cartoon animation. You'll learn about the famous 12 Basic Principles of Animation (ie. squash & stretch, anticipation, follow through & overlapping action) and get to work using special tools of the trade, including animation peg bars and lightboxes, as well as computer and camera equipment to digitize each drawing into video format. You'll also further develop your skills in cartoon character design and visual storytelling by creating your own model/expression sheets, character rotations and storyboards. At least one previous cartooning and/or drawing class is recommended.

Members: \$308.79 + HST, Non-Members: \$315 + HST (Prices include \$75 equipment fee)

## 2C23 **\*NEW\* Sketchbooks & Scrapbooks Ages 11+**

Miles Wallace, B.A., O.C.T.

Thursday: September 24 – November 26 (10 weeks) 6:30 p.m. – 8:30 p.m.

A personal sketchbook or scrapbook is indispensable for artists—a place to keep your ideas, thoughts, studies and more as you let them take root, sprout and often be the start of a more encompassing project. Throughout this class, you'll learn best practices for keeping a personalized sketchbook/scrapbook filled with your daily entries, experiments and expressive pieces. Develop a daily creative practice through guided drawing, illustration, collage and other mixed-media exercises designed to reinforce foundational art skills. By the end of the course, you'll have a personalized sketchbook or scrapbook that reflects your progress and expanding art ideas.

Members: \$287.14 + HST, Non-Members: \$295 + HST

## 2C24 **Pencil Power – Drawing Foundations Ages 11+**

Miles Wallace, B.A., O.C.T.

Thursday: September 24 – November 26 (10 weeks) 4:15 p.m. – 6:15 p.m.

Love to draw? Grab your pencils and let's get sketching. This fun and focused class is perfect for beginner artists looking to build confidence and sharpen their skills using just a pencil set. Working entirely in grayscale, we'll explore the foundations of drawing through a variety of creative exercises, covering essential techniques like value, contrast, texture, shading, perspective and composition—all while creating dynamic pencil artworks. Featured activities include still life studies, realistic space drawing using perspective, and surface rendering for illustration. This class will help you see—and draw—the world in a whole new way. Artists will need to bring their own pencil set.

Members: \$287.14 + HST, Non-Members: \$295 + HST

# Children and Teen Classes

## 2C25 Oil Painting Ages 11+

Miles Wallace, B.A., O.C.T.

Friday: September 25 – November 13 (8 weeks) 6:30 p.m. – 8:00 p.m.

Paint, meet canvas. These fun and social classes teach the art of oil painting through progressive exercises that build foundational skills. Topics include mixing/blending/cutting paint, preparing the canvas, developing a conceptual process, layering, under painting, texture and framing/hanging, all mixed together with just enough interesting art history to ensure some context.

Members: \$184.32 + HST, Non-Members: \$189 + HST

## 2C26 Teen Drawing and Painting: Fall Edition Ages 11+

Miles Wallace, B.A., O.C.T.

Saturday: September 26 – November 28 (10 weeks) 1:00 p.m. – 3:00 p.m.

All new projects for the season. Discover your creative voice through exciting modern and classic mediums. Painting and drawing will inspire you to expand your artistic horizons. Lessons are aimed at building eclectic art skills through engaging and challenging activities. Drawing topics include a study of line, perspective, composition and value while painting projects look at colour mixing, composition, brush handling and much more.

Members: \$287.14 + HST, Non-Members: \$295 + HST

## 2C27 Teen Pottery Studio Ages 11+

**A:** Wednesday: September 23 – November 11 (7 weeks) 4:15 p.m. – 6:15 p.m. | **Note: no class on Sept. 30**  
Amanda Jameson, B.F.A.

**B:** Thursday: September 24 – November 26 (10 weeks) 6:30 p.m. – 8:30 p.m.  
Matthew Bailey

Express your inner spirit through the art of ceramics. You'll explore throwing clay on the wheel, handbuilding and a variety of surface decoration methods as you create your own pots and sculptures. A combination of guided and independent projects will help develop your technique and expand your own ideas. From vases on the wheel to carved self-portraits, this is the perfect studio for connecting with friends, building your skills and trying out new ways of creating with clay.

Section A Members: \$239.54 + HST, Non-Members: \$245 + HST

Section B Members: \$317.14 + HST, Non-Members: \$325 + HST

## 2C28 Teen Graffiti Ages 11-14

Chris Perez

Saturday: September 26 – October 17 (4 weeks) 12:00 p.m. – 3:00 p.m.

Chris is an experienced mural artist influenced by abstract art, street art and graffiti. Under his guidance, you'll safely learn graffiti materials and techniques, working individually and in teams to create large, expressive mural art that will be displayed outside of DVSA for everyone to see. Make sure to wear clothes that can get paint on them!

Members: \$180.44 + HST, Non-Members: \$185 + HST



### Chris Perez

Chris is a Canadian based Filipino artist practicing in abstract painting and mural art. Holding a BFA in Drawing and Painting from OCADU, his influences are derived from street art, graffiti, murals, abstract art and expressionist painting. With his large scale murals and paintings dotting the landscape nationwide, he is intent on using art to broaden connections with communities and artists of all ages.

# Children and Teen Classes

## 2C29 **\*NEW\*** Beginners' Architectural Drawing Ages 12-15

Natasja Bischoff, B.F.A.

Tuesday: September 22 – November 24 (10 weeks) 4:15 p.m. – 6:15 p.m.

A great class for teens interested in drawing/architecture/animation and looking to expand their knowledge and know-how. We'll use a variety of drawing mediums to explore the built environment and architectural world. Learn to see the technical aspects of architecture (1- and 2-point perspective) through a creative lens and then use your vision to render drawings that are fully your own. Topics include capturing exteriors, interiors and surface treatments as well as architectural details. No drawing experience required—just a willingness to explore.

Members: \$287.14 + HST, Non-Members: \$295 + HST

## 2C30 T-Shirt Printing Ages 14-17 (W)

Held at Centre[3] – 173 James St. North

Matt McInnes, AOCAD

Saturday: September 19 & 26 (2 days) 1:00 p.m. – 4:00 p.m.

Create your own wearable artwork. Guided by expert printmaker Matt McInnes, you'll learn how to design an original image and transfer it onto a T-shirt using the screen-printing process. Along the way, you'll explore the fundamentals of the technique—including what kinds of designs print more successfully—plus pick up practical tips to spark future projects. It's a fun and inspiring two-day experience perfect for expanding your artmaking skills. All materials provided—including your blank T-shirt. Bring a favourite digital or analog drawing if you have one and/or we'll create artwork on site. No prior experience needed.

Members: \$142.24 + HST, Non-Members: \$145 + HST

**centre[3]**  
for artistic + social practice

## 2C31 Teen Pottery Ages 15-18

Heather Davidson, B.C.D.

Wednesday: September 23 – December 2 (10 weeks) 7:00 p.m. – 9:00 p.m. | **Note: no class on Sept. 30**

Specifically designed for older teens, you'll explore throwing clay on the wheel, handbuilding techniques and hot and cold surface treatments as you develop your own ceramic style. With an emphasis on skill and knowledge building, we'll go deeper into the materials, tools and techniques that will allow you to move from what your mind can envision to what your hands can create. This is a great class for connecting with new friends while developing your personal approaches and ideas in clay.

Members: \$317.14 + HST, Non-Members: \$325 + HST

## Free Pottery Workshop for 2SLGBTQIA+ Youth

Sunday, September 27

9:30am-3:30pm

Ages  
14-19

with artist  
**Matthew Bailey**  
(he/him)

Limited  
Space

Funded through support by

To register, please call 905-628-6357 ext. 1  
A limited number of transportation passes are  
available for those who need them.



# Parent and Child Classes

## 2C32 **Preschool Art Start Ages 2-4**

Sandra Greenblatt, B.A.

Wednesday: September 23 – November 18 (8 weeks) 10:00 a.m. – 11:00 a.m. | **Note: no class on Sept. 30**

Stimulate your child's senses and excite their imaginations! You'll play and work together with your child in this first-time art experience that includes drawing, painting, collage, printmaking and clay. Explore line, shape, colour, pattern and texture through seasonal activities and the works of famous artists. A special story time is included each week. One caregiver is welcome per child but required for children ages 2-3.

Members: \$189.84 + HST, Non-Members: \$195 + HST

## 2C33 **Preschool Studio Ages 2-4**

Emma Enright, B.Des.

Saturday: September 26 – November 28 (9 weeks) 10:00 a.m. – 11:30 a.m. | **Note: no class on Nov. 7**

This special class celebrates the joy of making art alongside your little one during an important stage of their development. Through playful exploration of colour, shape and texture, you'll connect, create and discover side by side. Watch your child's confidence grow as they experiment with new materials and develop fine motor skills through hands-on art experiences.

Members: \$306.24 + HST, Non-Members: \$315 + HST

## 2C34 **Parent & Child Drawing & Painting Ages 4-6**

Emma Enright, B.Des.

Saturday: September 26 – November 28 (9 weeks) 1:00 p.m. – 3:00 p.m. | **Note: no class on Nov. 7**

Enjoy quality time with your child as you draw and paint in this spirited, hands-on studio experience. Together, you'll explore a variety of art-making techniques designed to spark your imaginations. From sketching what you see to mixing a rainbow of colours, you and your young artist will experiment, discover and create vibrant works in a relaxed and supportive environment. It's the perfect way to make lasting memories.

Members: \$397.42 + HST, Non-Members: \$409 + HST

## 2C35 **Creating Together: Parent & Child Art Ages 4-6**

Sandra Greenblatt, B.A.

Thursday: September 24 – November 19 (9 weeks) 4:30 p.m. – 6:00 p.m.

Spend quality time with your young maker as you work side-by-side in the studio to create spirited pieces of art. Try different techniques in drawing, painting and collage as you explore colour, line, shape and texture. We'll focus on projects related to the beautiful colours of the Fall season and learn about the lives and works of famous artists as we create projects inspired by their styles and approaches.

Members: \$306.24 + HST, Non-Members: \$315 + HST

## 2C36 **\*NEW\* Parent & Child: FALL-ing Leaves Ages 4-6** (W)

Cassandra Ferguson, B.F.A., M.F.A.

Sunday: September 20 & 27 (2 days) 10:00 a.m. – 12:00 p.m.

Autumn's warm colours and cascading leaves provide inspiration for this two-day workshop. You and your young artist will work both independently and collaboratively as you cut, paste, layer, stamp, draw and paint to create layered artworks using a range of materials such as pastels, printing inks and paints. Discover different methods and possibilities for making art, all centered around the theme of nature's glory during the changing Fall season. **Please note: we are unable to provide refunds/credits/transfers for this course.**

Course Fee: \$89 + HST

# Parent and Child Classes

## 2C37 **Parent & Child Pottery Ages 4-6** (W)

Amanda Jameson, B.F.A.

Come together for a fun, clay-on-your-knuckles morning of pottery making using handbuilding techniques. We'll shape and design our own one-of-a-kind pieces while learning a range of pottery skills—then glaze our works so they're ready for the kiln. **Please note: we are unable to provide refunds/credits/transfers for these courses.**

### **A: \*NEW\* Pumpkin Pottery**

Saturday: October 24 & 31 (2 days) 10:00 a.m. – 12:00 p.m.

Just in time for Halloween, we'll create our own one-of-a-kind pottery pumpkin patch and then add some colourful glazes to make it glow.

Course Fee: \$105 + HST

### **B: \*NEW\* Holiday Pottery Ornament**

Saturday: November 28 & December 5 (2 days) 10:00 a.m. – 12:00 p.m.

Create personalized holiday ornaments to decorate your home for the holidays. Using different pottery techniques such as slab rolling, this is a festive experience you'll remember year after year when it's time to hang up your holiday creations.

Course Fee: \$105 + HST

## 2C38 **\*NEW\* Parent & Child: The Spooky Night Ages 6-8** (W)

Cassandra Ferguson, B.F.A., M.F.A.

**A:** Sunday: September 27 & October 4 (2 days) 1:00 p.m. – 3:00 p.m.

**B:** Sunday: October 11 & 18 (2 days) 1:00 p.m. – 3:00 p.m.

Bring on Halloween! Vincent Van Gogh's famous painting *The Starry Night* is our inspiration for this spectacular two-day workshop with an added creative twist. We'll keep the essence of Van Gogh's painting but transform its subject to create our own Hallow's Eve inspired painted renditions – *The Spooky Night*. You and your young artist will work both independently and collaboratively, experimenting with drawing and painting practices and using materials such as pastels and acrylic paints to create truly terrifyingly creative pieces. **Please note: we are unable to provide refunds/credits/transfers for these courses.**

Course Fee: \$89 + HST

## 2C39 **Parent & Child Pottery – Pottery Wheel 101 Ages 7+** (W)

Amanda Jameson, B.F.A.

**A:** Saturday: October 10 & 17 (2 days) 10:00 a.m. – 12:00 p.m.

**B:** Saturday: October 24 & 31 (2 days) 1:00 p.m. – 3:00 p.m.

A special time for young potters 7+ to create with a family member. Together you'll explore the joys of clay as you learn to throw on the pottery wheel and create pieces in this fun fast program. Warning: pottery is highly addictive and may cause outbreaks of creativity, new ideas and gales of laughter. **Please note: we are unable to provide refunds/credits/transfers for these courses.**

Course Fee: \$105 + HST

## 2C40 **\*NEW\* Parent & Child Pottery – Holiday Decor Ages 7+** (W)

Amanda Jameson, B.F.A.

Saturday: November 28 & December 5 (2 days) 1:00 p.m. – 3:00 p.m.

Design your own one-of-a-kind holiday decorations in clay. Together, we'll shape, build and decorate our festive pottery pieces sure to brighten up the holiday home and become treasured keepsakes.

**Please note: we are unable to provide refunds/credits/transfers for this course.**

Course Fee: \$105 + HST

## 2C41 **Parent & Teen Pottery – Wheel 101 Ages 11+** (W)

Amanda Jameson, B.F.A.

Saturday: October 10 & 17 (2 days) 1:00 p.m. – 3:00 p.m.

A special afternoon time for teens to create with a family member. Together you'll explore the joys of clay as you throw some bowls on the wheel and learn a few new skills and techniques in this fun and fast program.

**Please note: we are unable to provide refunds/credits/transfers for this course.**

Course Fee: \$105 + HST

# Fall Adult Classes At A Glance

## COURSE PRE-REQUISITES

### Beginner or Introductory

For students with little to no background in that art form.

### Intermediate

Some art background in that subject, typically two or more classes.

### Advanced

The student has taken three or more courses in the medium or in related skill areas.

Ⓜ – denotes 1, 2, or 3 day workshop

Ⓞ – denotes course is online

## Monday

### Morning

Beginners' Drawing A

Adding Pastels To Your Creative Toolbox – A  
Beginners' Course

Loosen Up With Watercolour: Next Steps

Painting Fundamentals With A Reference Photo

### Afternoon

Beginners' Drawing – Next Steps

Painting For The Petrified C: Watercolour Painting

Loosen Up With Watercolour

Exploring Realism: Painting With Shadow and Light  
Clay Freestyle

**\*NEW\*** Sculpting The Costume Model in Clay  
Art History – Artists Lives (**Online**)

### Evening

Beginners' Drawing B

Beginners' Portrait & Life Drawing

Painting For The Petrified E: Abstract Painting

Beginners' Acrylic Painting

Pottery For All Levels A

Pottery For The Kitchen

Digital Photography 2: The Art of Photography

Lightroom Classic for Beginners

## Tuesday

### Morning

Long-Pose Portrait Drawing & Painting

Pen & Ink

Impressionist Painting With Acrylics

**\*NEW\*** Objects As Portraits: Still Life Oil Paintings

**\*NEW\*** The Painted Storyline

Introduction To Digital Photography A

**\*NEW\*** Calligraphy – Italics

### Afternoon

**\*NEW\*** Better Paintings Using Colour Theory (Acrylic)

**\*NEW\*** Landscape Painting In Acrylics: Seeing In  
Shape and Colour

The Self and Identity In Painting

Painting Under The Knife

Pottery For All Levels B

### Evening

**\*NEW\*** Beginners' Drawing – Next Steps Evening  
Edition

Painting For The Petrified D: Watercolour Painting

Beginners' Oil Painting

Large Landscapes – Acrylic or Oil On Canvas

**\*NEW\*** Helen McNicoll and Canadian Impressionists

Painting Next Steps: Develop Your Personal Style

Pottery For All Levels C

Intermediate/Advanced Pottery A

**\*NEW\*** Tapestry Weaving

## Wednesday

---

### Morning

Drawing For The Petrified A  
Life Workshop  
Painting For The Petrified A: Acrylic Painting  
Watercolour, Acrylic & Collage  
Experimental Abstraction  
Good Morning, Potters

### Afternoon

Paint Big  
Paint, Paper and Fabric Studio  
Dive Into Collage  
Pottery For All Levels D  
Landscape and Nature Photography

### Evening

Drawing For The Petrified B  
Painting For The Petrified B: Acrylic Painting  
Beginners' Watercolour A  
Watercolour – Next Steps A  
**\*NEW\*** Oil Painting – Next Steps  
Exploring Landscape With The Group of 7  
Pottery For All Levels E  
**\*NEW\*** Lino Block Printing

## Thursday

---

### Morning

Let's Get Creative With Pastel Colours – Int-Adv  
Watercolour – Next Steps B  
Beginners' Landscape In Acrylic or Oil  
Outside In: Sketching To Studio Painting – Int/Adv  
Independent Painting A

### Afternoon

Introduction To Illustration For Children's Books  
Intermediate Watercolour: Landscapes and  
Architecture  
Landscape Painting From Photo Reference (**Online**)  
Landscape In Acrylics or Oil – Next Steps  
Independent Painting B  
Intermediate/Advanced Pottery B

### Evening

Life Drawing: Portfolio Preparation For College/  
University  
Pastels For The Petrified  
Pottery For All Levels F  
**\*NEW\*** Modelling & Casting Miniatures  
Introduction To Digital Photography B  
Introduction To Stained Glass  
**\*NEW\*** A Contemporary Quilt Story

## Friday

---

### Morning

Drawing At The Museum (Dundas Museum and  
Archives)  
Beginners' Watercolour B  
**\*NEW\*** Painting With Acrylic Inks  
Handbuilding 101 and Beyond (Pottery)

### Afternoon

**\*NEW\*** Experiments In Painting Using New Materials  
**\*NEW\*** The Art of Travel: European Cities of Style

### Evening

Introduction To Hand-Drawn Animation  
Pottery For Beginners A

## Saturday

---

### Afternoon

**\*NEW\*** Anatomy For Artists: Muscles and Bones

## Sunday

---

### Morning

**\*NEW\*** Master Class: Plein Air and "The Bigger  
Picture" With Jody Joseph

### Afternoon

Pottery For Beginners B  
**\*NEW\*** Needle Felt Design

# Workshops At A Glance

## Drawing

Cartoon Drawing For Beginners: *Sept. 20*

## Painting

Watercolour Refreshers A (Int/Adv): Watercolour Flowers: *Sept. 11*

Beginners' Watercolour Workshop: *Sept. 20 & 27*

**\*NEW\*** The Basics and Beauty Of Alcohol Ink: *Sept. 20*

Watercolour Refreshers B (Int/Adv): Watercolour Birds: *Sept. 25*

Introduction To Oil Painting Workshop: *Sept. 29*

Autumn Watercolour Landscapes: *Oct. 11*

Watercolour Refreshers C (Int/Adv): Autumn Landscapes: *Oct. 16*

**\*NEW\*** Primary Palettes In Still Life Painting: *Oct. 18*

Explore Abstract Painting: *Oct. 18*

**\*NEW\*** Mastering Clouds In Oil: *Nov. 1*

Watercolour Refreshers D (Int/Adv): Watercolour Winter Scenes: *Nov. 13*

The Large Watercolour Abstract: *Nov. 15*

**\*NEW\*** Painting Stories: *Nov. 15*

Abstract Florals on Paper: *Nov. 29*

Watercolour Cards: *Dec. 6*

## Botanical Art

**\*NEW\*** Botanical Art: Warm Hues – Fall Subjects For Coloured Pencil (**Online**): *Oct. 21, 22, & 23*

A Botanical Palette – Warm Hues In Watercolour: *Nov. 14 & 15*

**\*NEW\*** Botanical Art: Composition Capture With Small Subjects (**Online**): *Nov. 25, 26, & 27*

## Pottery

Full On Raku – Intensive A: *Sept. 8–11*

Pottery For The Petrified A: *Sept. 19*

Handmade Ceramic Tiles: *Sept. 19*

Pottery For The Petrified B: *Sept. 20*

Introduction to Raku Firing: *Sept. 20*

**\*NEW\*** Bud Vases In Clay: *Sept. 26*

**\*NEW\*** Clay Candle Stick Holders: *Nov. 14*

Pottery For The Petrified C: *Dec. 6*

Full On Raku – Intensive B: *Dec. 7–11*

## Sculpture

Wire Sculpture – Trees On A Rock: *Nov. 29*

## Photography

**\*NEW\*** Brush Up Your Photography Skills: *Sept. 20*

Abstract Photography Workshop: *Sept. 27*

Better Photos With Your iPhone: *Oct. 4*

Photography Editing For Beginners: *Oct. 18*

**\*NEW\*** Learning To See: The First 19 Rules Of

Composition For Beginners: *Nov. 1 & 8*

Close-Up and Macro Photography Workshop: *Nov. 22*

## Glass Art

Glass On Glass Mosaic For Beginners: *Sept. 20 & 27*

Stained Glass Workshop A—Leaves of Autumn: *Oct. 4*

Intermediate Glass on Glass Mosaic: *Nov. 1, 8 & 15*

Stained Glass Workshop B—Flowers: *Nov. 22*

Stained Glass Workshop C—Holiday Creations: *Dec. 6*

## Printmaking

Printing With Gelli Plates A: *Sept. 19*

**\*NEW\*** Drypoint On Tetra Paks: *Oct. 11*

Gelli Printing Fundamentals: Exploring Botanicals: *Nov. 15*

Silkscreen Studio: *Nov. 29*

Printing With Gelli Plates B: *Dec. 6*

## Textile Art

Basics For Embroidery: *Sept. 19*

Weaving 101: *Oct. 4*

Introduction To Hand-Sewn Soft Sculpture: *Oct. 18*

Mindful Slow Stitch For Busy People: *Nov. 22*

**\*NEW\*** Sewing Machines 101: *Nov. 29*

Original Stitched Ornaments: *Nov. 29 & Dec. 6*

## Special Interest

**\*NEW\*** Promoting Your Art On Instagram: *Sept. 19*

Pricing Your Art: *Sept. 21*

**\*NEW\*** Tips For Photographing Your Artwork: *Sept. 26*

## DVSA Friday Nights

### Drawing

Drawing A: Drawing The Portrait – Structure and Form: *Sept. 25*

Drawing B: Draw Your Pet: *Oct. 16*

Drawing C: Drawing Self Portraits: *Nov. 20*

### Painting

Painting A: Paint & Collage Abstract Florals: *Sept. 25*

Painting B: Fall Landscapes: *Oct. 2*

Painting C: Still Life In Acrylics: *Oct. 16*

Painting D: Group Of Seven Landscape Painting in Chalk Pastels: *Oct. 30*

**\*NEW\*** Painting E: Watercolour Florals: *Nov. 13*

Painting F: Watercolour Cards: *Nov. 20*

### Collage

**\*NEW\*** Scissors, Glue & You: Collage Friday Night Unleashed: *Oct. 30*

### Pottery

Try The Pottery Wheel A: *Sept. 25*

Try The Pottery Wheel B: *Oct. 2*

Try The Pottery Wheel C: *Oct. 16*

Try The Pottery Wheel D: *Oct. 30*

Try The Pottery Wheel E: *Nov. 13*

Try The Pottery Wheel F: *Nov. 20*

### Printmaking

Printmaking: *Oct. 2*



Here's your chance to unwind from the week, enjoy an adult libation or two and settle in to create with a range of art options. No experience necessary and all levels welcome. And, all materials provided. It's a fun time – make it a date night with your partner or BFF. Or fly solo and make new BFFs! 1 complimentary bar beverage per participant plus cash bar (19+) or unlimited soft drinks included.

**Please note: We are unable to provide refunds/credits/transfers for these courses.**

## 2A01 Friday Night Drawing (W)

### **A: Drawing The Portrait – Structure and Form**

Friday: September 25 (1 day) 6:30 p.m. – 9:30 p.m.

Ward Shipman, B.A., B.Ed.

Explore the art of portrait drawing in this relaxed and inspiring evening workshop—perfect for beginner to intermediate artists. We'll kick things off with a visual presentation featuring standout examples plucked from both art history and contemporary portraiture, highlighting what makes a composition truly successful. Then, through guided exercises designed to sharpen your skills, you'll create portrait studies from a live costumed model. Along the way, you'll learn how to improve proportion, expression and technique while developing your own artistic voice.

Course Fee: \$59 + HST (Price includes model fee)

### **B: Draw Your Pet**

Friday: October 16 (1 day) 6:30 p.m. – 9:30 p.m.

Michelle Teitsma (Sheridan College)

In this fun art basics class, we'll use our pets (or pets we hope to have) as inspiration to develop our drawing skills. With a photocopy of the pet's image, you'll learn how to implement a drawing grid and simplify the animal's form into easier to interpret shapes. Then we'll draw onto mylar, using a basic left-to-right, up-down guide to measure with our eyes as we create a rudimentary outline to be shaded into four simple values. For all levels. Bring a photo to work with of your pet or a pet you'd like to have. All other materials provided.

Course Fee: \$55 + HST

### **C: Drawing Self Portraits**

Friday: November 20 (1 day) 6:30 p.m. – 9:30 p.m.

Ward Shipman, B.A., B.Ed.

From Rembrandt to Picasso, artists have always used themselves as models to draw and paint self-portraits. In this enjoyable evening workshop for the beginner to intermediate artist, we'll explore the art of the self-portrait, beginning with a presentation and then moving to a live demonstration covering basic concepts. You'll then give it a go yourself, drawing your own image using sketchbooks, graphite pencils and a mirror. All materials provided, but participants should bring a small mirror.

Course Fee: \$49 + HST

## 2A02 **Friday Night Painting** (W)

**A:** Paint & Collage Abstract Florals Friday: September 25, 6:30 p.m. – 9:30 p.m.

Michelle Teitsma (Sheridan College)

**B:** Fall Landscapes Friday: October 2, 6:30 p.m. – 9:30 p.m.

Michelle Teitsma (Sheridan College)

**C:** Still Life In Acrylic Friday: October 16, 6:30 p.m. – 9:30 p.m.

Giulia Morosin, B.F.A.

**D:** Group Of Seven Landscape Painting In Chalk Pastel Friday: October 30, 6:30 p.m. – 9:30 p.m.

Giulia Morosin, B.F.A.

**E:** **\*NEW\*** Watercolour Florals Friday: November 13, 6:30 p.m. – 9:30 p.m.

Giulia Morosin, B.F.A.

**F:** Watercolour Cards Friday: November 20, 6:30 p.m. – 9:30 p.m.

Michelle Teitsma (Sheridan College)

A relaxed, playful evening experimenting with different mediums and techniques as you create artworks using your intuition and lots of creative freedom. Depending on your choice of workshop (or workshops!), you'll be introduced to art concepts such as colour mixing and theory, composition, value, design principles, brush handling and more.

Course Fee: \$59 + HST

## 2A03 **\*NEW\* Scissors, Glue & You: Collage Friday Night Unleashed** (W)

Amanda Jameson, B.F.A.

Friday: October 30, 6:30 p.m. – 9:30 p.m.

Ease into your Friday night in a relaxed, social studio where there's no pressure—just the freedom to play, explore and see where the art of collage takes you. We'll start with a few light, hands-on exercises to get our ideas flowing, then move into creating your own one-of-a-kind collage using a curated mix of papers and materials. It's less about perfection and more about the joy of the process. No experience needed—just come as you are, bring your curiosity and enjoy an imaginative night out.

Course Fee: \$59 + HST

## 2A04 **Friday Night Pottery—Try The Pottery Wheel** (W)

Marina Van Raay, B.A.

**A:** Friday: September 25 (1 day) 7:00 p.m. – 9:30 p.m.

**B:** Friday: October 2 (1 day) 7:00 p.m. – 9:30 p.m.

**C:** Friday: October 16 (1 day) 7:00 p.m. – 9:30 p.m.

**D:** Friday: October 30 (1 day) 7:00 p.m. – 9:30 p.m.

**E:** Friday: November 13 (1 day) 7:00 p.m. – 9:30 p.m.

**F:** Friday: November 20 (1 day) 7:00 p.m. – 9:30 p.m.

Discover the joy of throwing on the potter's wheel in this one-night class—no previous experience required. Marina will guide you step-by-step as you shape clay on the wheel into your very own ceramic piece. Participants can pick up their works at a later date once they have gone through the glazing and firing process.

Course Fee: \$69 + HST

## 2A05 **Friday Night Printmaking** (W)

Giulia Morosin, B.F.A.

Friday: October 2 (1 day) 6:30 p.m. – 9:30 p.m.

An engaging evening exploring the vibrant possibilities of silkscreen printing. You'll learn all about the printmaking process, experiment with mixing colours and then pull a series of prints you can take home to enjoy.

Course Fee: \$59 + HST



## 2A06 Drawing For The Petrified

Natasja Bischoff, B.F.A.

**A:** Wednesday: September 23 – October 21 (4 weeks) 9:30 a.m. – 12:00 p.m. | **Note: no class on Sept. 30**

**B:** Wednesday: September 23 – October 21 (4 weeks) 7:00 p.m. – 9:30 p.m. | **Note: no class on Sept. 30**

This is the perfect course for those who have always aspired to draw but may be holding back. Learning to draw is essential for all developing artists and in this absolute beginner's class, you'll take those first tentative steps with the encouraging handhold you've been looking for. Even if the idea of putting a dot on a piece of paper makes you feel a tiny bit tremulous, over four weeks, we'll explore how to bring eye, hand and pencil to paper and expand basic lines into shaded forms, moving textures and more. After building confidence and new skills, you may just be ready for a full Beginners' class. All materials are supplied—just show up and let it happen.

Members: \$160.74 + HST, Non-Members: \$165 + HST (Prices include \$15 material fee)

## 2A07 Beginners' Drawing

**A:** Monday: September 21 – November 30 (10 weeks) 9:30 a.m. – 12:00 p.m. | **Note: no class on Oct. 12**  
Holly Sneath, B.A., M.F.A.

**B:** Monday: September 21 – November 30 (10 weeks) 7:00 p.m. – 9:30 p.m. | **Note: no class on Oct. 12**  
Guennadi Kalinine, B.A.

For anyone looking to become an artist, basic drawing skills are considered essential. This introduction to drawing course will challenge your senses and develop your drawing and shading skills—all in a supportive and inspirational environment. Topics include perspective and composition as well as the fundamentals of learning how to see. Class demonstrations and individual instruction provided throughout. Section A Members: \$349.56 + HST, Non-Members: \$359 + HST (Prices include model fees for 3 sessions – two nude life models and one portrait model)

Section B Members: \$335.64 + HST, Non-Members: \$345 + HST (Prices include model fees for 2 sessions – one nude life model and one portrait model)

## 2A08 Beginners' Drawing – Next Steps

Holly Sneath, B.A., M.F.A.

Monday: September 21 – November 30 (10 weeks) 1:00 p.m. – 3:30 p.m. | **Note: no class on Oct. 12**

Venture down the path a little further on your drawing journey. Building on concepts introduced in Beginners' Drawing, you'll approach tonal/value studies using various media including ink, toned papers and coloured pencils. New topics include 2-point perspective, measuring/proportion, density-controlled values and basic colour theory. You'll further develop your observational skills and drawing ability while studying still-life set ups. Also included are three sessions with portrait models. One previous course in drawing is recommended.

Members: \$349.56 + HST, Non-Members: \$359 + HST (Prices include model fees for 3 sessions – two nude life models and one portrait model)

## 2A09 **\*NEW\*** Beginners' Drawing – Next Steps Evening Edition

Vitaly Medvedovsky, B.F.A., M.F.A.

Tuesday: October 6 – November 10 (6 weeks) 7:00 p.m. – 9:30 p.m.

Cheers to the night owls. Building on concepts introduced in Beginners' Drawing, these evening sessions will have you working with various media including pencil, charcoal, pastels and coloured pencils. We'll engage in deeper explorations into tone and value, light and shadow, linear and aerial perspective and composition. You'll also further develop your observational skills and drawing ability while studying still-life set ups. Included is one session with a portrait model. A previous drawing course is recommended. Members: \$222.67 + HST, Non-Members: \$229 + HST (Prices include model fees for 1 session)

## 2A10 **Beginners' Portrait & Life Drawing**

Ward Shipman, B.A., B.Ed.

Monday: September 21 – November 30 (10 weeks) 7:00 p.m. – 9:30 p.m. | **Note: no class on Oct. 12**

Discover the rewarding experience of drawing the human subject. You'll learn various techniques in observation and drawing using the human figure and portrait as subject matter. Concepts such as contour lines, blocking, gestures and sustained poses will be explored with a user-friendly approach. There will be 5 sessions working with the nude and costume model—the remaining sessions will be for working on self-portraits and portraits of your fellow artists. This course is designed specifically for novices—suitable for anyone who has taken Beginners' Drawing or has some similar experience.

Members: \$369.61 + HST, Non-Members: \$379 + HST (Prices includes model fees for 5 sessions)

## 2A11 **Life Drawing: Portfolio Preparation For College/University**

Ward Shipman, B.A., B.Ed.

Thursday: September 24 – November 26 (10 weeks) 7:00 p.m. – 9:30 p.m.

This course builds on the development of core drawing skills such as contour, gesture, perspective and value and is ideal for artists thinking of applying to art programs at college or university, as well as anyone who wants to brush up their foundational drawing. Through still-life set ups, hand studies, portraits and five sessions of figure drawing with clothed and nude models, you'll work towards creating a solid drawing portfolio. For all levels.

Members: \$369.61 + HST, Non-Members: \$379 + HST (Prices includes model fees for 5 sessions)

## 2A12 **\*NEW\*** Anatomy For Artists: Muscles and Bones

Brittany Sostar, B.F.A.

Saturday: November 14 – December 5 (4 weeks) 1:00 p.m. – 3:30 p.m.

This course introduces the underlying structure of the human figure, focusing on major skeletal landmarks and proportion, and how major muscle groups shape the visible surface of the body. Through guided exercises and demonstrations, you'll develop a clearer understanding of how the body is built and how to translate that structure onto the page. Some previous drawing experience is required.

Members: \$164.77+ HST, Non-Members: \$169 + HST (Prices includes model fees for 2 sessions)

## 2A13 **Long-Pose Portrait Drawing & Painting**

Vitaly Medvedovsky, B.F.A., M.F.A.

Tuesday: October 6 – December 1 (9 weeks) 9:30 a.m. – 12:00 p.m.

This course provides the opportunity to fully immerse into your portrait drawing and/or painting. Featuring three different models throughout the term, each model will assume the same pose for several weeks.

With ongoing guidance and feedback from the instructor, you'll be able to take your time to re-work and refine your portraits. Previous drawing and/or painting experience is required.

Members: \$376.53 + HST, Non-Members: \$385 + HST (Prices include model fee)

## 2A14 Life Workshop

No Instructor – Model provided

Wednesday: September 23 – December 2 (10 weeks) 9:30 a.m. – 12:00 p.m. | **Note: no class on Sept. 30**

A workshop intended for artists with some life drawing experience, who wish to further their skills and do not require an instructor for guidance. You'll have the opportunity to work individually with a life (nude) model. This class's format includes working on multiple poses, ranging from 5-10 minutes to one to two 20-30 minutes in duration, followed by one hour-long pose.

Members: \$270.34 + HST, Non-Members: \$275 + HST (Prices include model fee)

## 2A15 Pen & Ink

Irene Keesmaat, B.A., B.Ed., O.C.T.

Tuesday: September 22 – November 24 (10 weeks) 9:30 a.m. – 12:00 p.m.

Discover the rewarding and addictive medium of Pen and Ink. We'll look at classic pen and ink works and artists for inspiration as we learn a variety of strokes, how to render values and denote three-dimensional forms. There'll be plenty of practice exercises in each session followed by a more formal drawing project at the end of the course. Students should have some previous drawing experience.

Members: \$315.61 + HST, Non-Members: \$325 + HST

## 2A16 Drawing At The Museum

Held at Dundas Museum and Archives – 139 Park St. W

Katherine MacDonald, B.F.A.

Friday: October 2 – December 4 (10 weeks) 9:30 a.m. – 12:00 p.m.

Bring the past into the present by exploring the fascinating collection of historic artifacts at the Dundas Museum and Archives. Curious, beautiful and often poignant objects, elegant ladies' clothing, military uniforms, toys, exuberantly decorated china and silverware, crystal, hand tools and more will provide true inspiration for your drawings. Some drawing experience recommended.

Members: \$373.81 + HST, Non-Members: \$385 + HST



## 2A17 Pastels For The Petrified

Cathy Lorraway (SCA PAC)

Thursday: September 24 – October 15 (4 weeks) 7:00 p.m. – 9:30 p.m.

Fall in love with pastels and discover this beautiful and colourful medium. Using a step-by-step approach, Cathy will demonstrate the fundamentals of pastels such as mark making techniques, layering and colour mixing—all in a fun and encouraging environment. After a few skill building activities, you'll create your own small pastel paintings. Lots of demonstrations and individual attention provided. For all levels—some previous drawing experience is helpful.

Members: \$174.77 + HST, Non-Members: \$179 + HST (Prices include \$30 material fee)

## 2A18 Adding Pastels To Your Creative Toolbox – A Beginners' Course

Clarence Porter (P.A.C., M.P.A.C., P.S.A.)

Monday: September 21 – November 2 (6 weeks) 9:30 a.m. – 12:00 p.m. | **Note: no class on Oct. 12**

If you've always wanted to try soft pastels, but felt they were difficult to work with, this is the course for you. Learn everything needed to start playing comfortably with the vibrant, versatile colours of soft pastels. With presentations and live demonstrations, Clarence will familiarize you with the wide variety of pastels and pastel surfaces. In-class exercises will cover mark-making, under-painting techniques and layering. Plus, you'll engage in explorations of composition, basic colour theory and more. This 6-week course is for beginners. Some drawing experience is helpful, but not necessary. Get signed up and let's play!

Members: \$212.67 + HST, Non-Members: \$219 + HST

## 2A19 Let's Get Creative With Pastel Colours – Int-Adv

Clarence Porter (P.A.C., M.P.A.C., P.S.A.)

Thursday: September 24 – October 29 (6 weeks) 9:30 a.m. – 12:00 p.m.

Break out of your colour comfort zone. This course will challenge your thinking about colour and give you a deeper understanding of value relationships as they pertain to colour. With presentations and live demonstrations, we'll begin by playing with colour themes: high key and low key, dominant, adjacent and discord hues, and complementary colour sets. Working with one image, Clarence will take you through the process of producing exciting paintings sure to reignite your colour appetite. This 6-week course is an intermediate to advanced pastel course—a working knowledge of pastels is required.

Members: \$212.67 + HST, Non-Members: \$219 + HST



### Clarence Porter

Renowned for his vibrant pastel work, Clarence recently received his Master Circle designation from the International Association of Pastel Societies and the Eminent Pastelist designation from Pastel Artists Canada. An instructor at DVSA and previously at Sheridan College, there is a warm intensity and zest for life that spills over into Clarence's art and classes. 5/5 scores dot his course evaluations.

## 2A20 Introduction To Illustration For Children's Books

Ward Shipman, B.A., B.Ed.

Thursday: September 24 – November 26 (10 weeks) 1:00 p.m. – 3:30 p.m.

Designing and illustrating children's books presents all sorts of exciting challenges. This course is a beginner's guide to tackling them. Using pen, ink and watercolour, we'll explore topics such as character design and expression, backgrounds and page layout. A study of historical and contemporary examples will provide a better understanding of the children's book industry and how you can apply this knowledge to the development of your own illustrations and projects. Some previous drawing experience is an asset.

Members: \$315.61 + HST, Non-Members: \$325 + HST

## 2A21 Cartoon Drawing For Beginners (W)

Miles Wallace, B.A., O.C.T.

Sunday: September 20 (1 day) 9:30 a.m. – 3:30 p.m.

Learn the fundamentals of cartoon character drawing in this one-day workshop. You'll explore how to simplify forms, exaggerate features and use basic shapes to create engaging cartoon characters. Other topics include shape language, face features, body proportions, posing and adding personality. Through guided exercises and some short drawing challenges, you'll produce a variety of fun and original character sketches leading to at least one finished original cartoon strip drawing.

Members: \$86.57 + HST, Non-Members: \$89 + HST

## 2A22 Introduction To Hand-Drawn Animation

Mike Cope, B.A., B.Ed., O.C.T.

Friday: September 25 – November 20 (8 weeks) 6:45 p.m. – 9:15 p.m. | **Note: no class on Oct. 23**

Bring your drawings to life as we explore the magic of hand-drawn animation. Learn about and practice the 12 principles of animation (ie. squash & stretch, anticipation, follow through & overlapping action, etc.). Ideal for anyone with a general interest in learning about animation, as well as those seeking to pursue further studies at the post-secondary level. Equipment fee covers in-class use of special tools of the trade including animation peg bars, lightboxes, as well as computer/camera equipment to digitize each drawing into video format. At least one previous drawing-related class is recommended.

Members: \$331.44 + HST, Non-Members: \$339 + HST (Prices include \$75 equipment fee)



## 2A23 Painting For The Petrified

Natasja Bischoff, B.F.A.

If you're an absolute beginner artist, these class options offer the encouraging handhold you've been looking for. Jump into a new creative world and discover what it is to feel good about the process of painting as you take the first steps on your artistic journey. All materials provided—show up ready to create!

### Acrylic Painting

**A:** Wednesday: October 28 – December 2 (6 weeks) 9:30 a.m. – 12:00 p.m.

**B:** Wednesday: October 28 – December 2 (6 weeks) 7:00 p.m. – 9:30 p.m.

You'll receive an introduction to the basics of acrylic painting—the materials, brush handling technique, colour mixing and more—along with enlightening discussions about drawing and composition. All materials provided.

Members: \$252.67 + HST, Non-Members: \$259 + HST (Prices include \$40 material fee)

### Watercolour Painting

**C:** Monday: September 21 – November 2 (6 weeks) 1:00 p.m. – 3:30 p.m. | **Note: no class on Oct. 12**

**D:** Tuesday: September 22 – October 27 (6 weeks) 7:00 p.m. – 9:30 p.m.

Always wanted to try watercolours? We'll cover the basics of colour theory and mixing paints along with techniques such as wet on dry, wet on wet and a host of other tricks that make watercolours unique. Working on still life, landscape and abstracts, you'll come away with a great foundation on which to move forward. All materials provided.

Members: \$252.67 + HST, Non-Members: \$259 + HST (Prices include \$40 material fee)

### Abstract Painting

**E:** Monday: September 21 – November 16 (8 weeks) 7:00 p.m. – 9:30 p.m. | **Note: no class on Oct. 12**

Curious about abstract painting, but afraid to try? This class is the perfect entry point for your first steps and deeper exploration of abstract painting using acrylic paint. We'll look at the importance of composition, colour and materiality as well as alternative tools and materials as we work through both self-expression and self-exploration. No previous experience is required and all materials provided.

Members: \$297.41 + HST, Non-Members: \$305 + HST (Prices includes \$40 material fee)

## 2A24 Beginners' Watercolour

**A:** Wednesday: September 23 – November 18 (8 weeks) 7:00 p.m. – 9:30 p.m. | **Note: no class on Sept. 30**  
Shelley Prior (DVSA, CSPWC)

**B:** Friday: September 25 – December 4 (10 weeks) 9:30 a.m. – 12:00 p.m. | **Note: no class on Nov. 6**  
Giulia Morosin, B.F.A.

Immerse yourself in the world of watercolour painting. Designed for novices, the focus in this course is on skill development, emphasizing core techniques and brush-handling. We'll look at the materials and papers needed and address basic colour and composition concepts through interesting creative exercises and projects. Demonstrations, group instruction, constructive critiques and individual attention are essential elements of this experience.

Section A Members: \$257.41 + HST, Non-Members: \$265 + HST

Section B Members: \$315.61 + HST, Non-Members: \$325 + HST

## 2A25 **Beginners' Watercolour Workshop** (W)

Giulia Morosin, B.F.A.

Sunday: September 20 & 27 (2 days) 9:30 a.m. – 3:30 p.m.

Curious about watercolour and ready to give it a try? Spend a relaxing Sunday learning basic watercolour technique such as wet over wet, wet over dry, pastel resist, salt technique and blending. You'll create your own set of unique cards and a couple of small paintings. Plenty of instruction—plenty of fun!

Members: \$154.77 + HST, Non-Members: \$159 + HST (Prices include \$10 material fee)



Looking for a fun and creative Friday night? Try our DVSA Friday Night Painting workshops – no previous experience required. **SEE PG. 20**

## 2A26 **Loosen Up With Watercolour**

Lena Montecalvo

Monday: September 21 – November 30 (10 weeks) 1:00 p.m. – 3:30 p.m. | **Note: no class on Oct. 12**

Have you enjoyed watercolour's magical results, but yearn to move to a more loose and flowing painting style? Learn how to up the water and colour intensity with your landscapes, florals or abstracts. This class will move you gradually from wet on dry to wet on wet, starting with small pieces and partially wet surfaces to larger works with plenty of splashing, spraying and blooms galore. Beginner/intermediate artists welcome.

Members: \$315.61 + HST, Non-Members: \$325 + HST

## 2A27 **Watercolour Cards** (W)

Giulia Morosin, B.F.A.

Sunday: December 6 (1 day) 9:30 a.m. – 3:30 p.m.

Lift your Sunday spirits in this beginner-friendly workshop as you experiment with watercolour techniques (wet over wet, wet over dry, pastel resist, salt technique and blending) to create a set of bright and cheerful watercolour greeting cards. Giulia will guide you through the process of using your own intuition to create one-of-a-kind cards you can share with friends and family. Ideal for all levels. Event alert—makes for a perfect BFF time together.

Members: \$96.57 + HST, Non-Members: \$99 + HST (Prices include \$10 material fee)

## 2A28 **Autumn Watercolour Landscapes** (W)

Lena Montecalvo

Sunday: October 11 (1 day) 9:30 a.m. – 3:30 p.m.

Enjoy a day of watercolour as we celebrate autumn's colour schemes and landscapes. We'll become acquainted with beginner techniques and work up to a comfort level that will have you painting vibrant skies, terrain and other seasonal themes during our far-too-short Canadian fall. Beginner/intermediate artists welcome.

Members: \$86.57 + HST, Non-Members: \$89 + HST

## 2A29 **Watercolour, Acrylic & Collage**

Nancy Benoy, B.A.

Wednesday: September 23 – November 18 (8 weeks) 1:00 p.m. – 3:30 p.m. | **Note: no class on Sept. 30**

Elevate your joy for art making and join Nancy for a sampler selection of art practices—watercolor, acrylic and collage. You'll receive instructions and guidance on working with each medium, along with engaging hands-on projects where the development of your own ideas is encouraged. For all levels—bring a friend and make Wednesday mornings your creative break in the week.

Members: \$287.41 + HST, Non-Members: \$295 + HST (Prices include \$30 material fee)

## 2A30 Watercolour – Next Steps

- A:** Wednesday: September 23 – December 2 (10 weeks) 7:00 p.m. – 9:30 p.m. | **Note: no class on Sept. 30**  
Roger Ferreira, B.A., B.Ed., O.C.T.
- B:** Thursday: September 24 – November 26 (10 weeks) 9:30 a.m. – 12:00 p.m.  
Irene Keesmaat, B.A., B.Ed., O.C.T.

Continue your watercolour journey with this course designed to increase your confidence and enhance your paintings. With all new exercises and using small watercolour studies, your skills will continue to develop as we dig deeper into compositional considerations and how best to handle the challenges of landscape, architectural and still-life subjects. An examination of colour harmony, mixing, layering and colour schemes will provide a thorough understanding of colour use. Other topics include incorporating texture and the proper technique for dry brush and wet-in-wet. For students who have taken a beginners' watercolour course—come and move your artwork forward.

Members: \$315.61 + HST, Non- Members: \$325 + HST



Find your creative comfort zone working abstractly with larger paper and watercolour paint. **SEE THE LARGE WATERCOLOUR ABSTRACT PG. 34**

## 2A31 Loosen Up With Watercolour – Next Steps

Lena Montecalvo

- Monday:** September 21– November 30 (10 weeks) 9:30 a.m. – 12:00 p.m. | **Note: no class on Oct. 12**  
Let's really stretch things out and take our technique further with more very loose watercolour works. We'll also add in experiments with acrylic ink, pen and marker (both permanent and water soluble) and masking fluid as resist to create dynamic and vibrant results. As always, we'll keep developing our creative instincts and learn to be present as we observe what happens when we try different watercolour papers, brushes and paints. Whether inexpensive or the creme-de-la-creme of materials, it's bound to turn out beautifully. For students who have taken Loosen Up with Watercolour or have previous watercolour experience.
- Members: \$315.61 + HST, Non- Members: \$325 + HST

## 2A32 Watercolour Refreshers (Int/Adv)

Shelley Prior (DVSA, CSPWC)

These full day intensive workshops are designed to help you develop your watercolour foundational skills and technique—either through a single workshop or several uniquely focused sessions. Each one offers techniques, approaches and advice along with plenty of group and individual instruction. For intermediate to advanced students.

### **A. Watercolour Flowers** (W)

Friday: September 11 (1 day) 9:30 a.m. – 3:30 p.m.

Capture the delicacy and beauty of flowers in watercolour. Topics include translucency, rich colour, veining, ruffles, leaves and more. Discover what you should look for when choosing a floral reference to paint and how light can dramatically affect the subject and create interesting shapes and patterns for stronger depth and composition.

Members: \$86.57 + HST, Non-Members: \$89 + HST

### **B. Watercolour Birds** (W)

Friday: September 25 (1 day) 9:30 a.m. – 3:30 p.m.

Create a selection of different birds with realistic-looking feathers, textures, patterns, iridescence, feet, beaks and habitat. Use light and shadow effectively to create dimension and form. This workshop will give you the knowledge and confidence to tackle most bird types and help you to understand the process for creating life-like birds in nature with watercolour.

Members: \$86.57 + HST, Non-Members: \$89 + HST

**Watercolour Refreshers (Int/Adv)** *continued on next page* →

## 2A32 Watercolour Refreshers cont'd.

Shelley Prior (DVSA, CSPWC)

### C. Autumn Landscapes (W)

Friday: October 16 (1 day) 9:30 a.m. – 3:30 p.m.

Learn how to create gorgeous fall scenes in watercolour through demonstrations and studies designed to share best practices for brush handling, texture, negative painting, clean colour and simplifying a complex scene. We'll also cover breaking down the painting process to convey the illusion of detail, perspective, atmosphere, light and shadow.

Members: \$86.57 + HST, Non-Members: \$89 + HST

### D. Watercolour Winter Scenes (W)

Friday: November 13 (1 day) 9:30 a.m. – 3:30 p.m.

Snowy landscapes fill up with life and colour when you learn what to look for and go beyond the reference image. Shelley will share secrets for simplifying and interpreting your photo reference, applying smooth washes, adding textures and creating depth & dimension.

Members: \$86.57 + HST, Non-Members: \$89 + HST



### Shelley Prior

Shelley is an award winning Burlington artist and instructor and a signature member in the Canadian Society of Painters in Watercolour (CSPWC). Best known for her realistic approach to watercolour in a variety of subject matter, her artwork can be found in collections around the world. Her relaxed teaching style emphasizes building technique and developing the creative thought process—a combination sure to help you produce your own vibrant and skillful watercolours

## 2A33 Intermediate Watercolour: Landscapes and Architecture

Irene Keesmaat, B.A., B.Ed, O.C.T.

Thursday: September 24 – November 26 (10 weeks) 1:00 p.m. – 3:30 p.m.

For the watercolour artist with some experience, this class is designed to build on your developing watercolour skills and increase your confidence in this medium. Explore basic value and composition related to landscape and architecture painting. Exercises will include transparency, layering, value, perspective, spontaneity and colour use. Plenty of group and individual instruction provided.

Members: \$315.61 + HST, Non-Members: \$325 + HST

## 2A34 Beginners' Acrylic Painting

Michelle Teitsma (Sheridan College)

Monday: September 21 – November 30 (10 weeks) 7:00 p.m. – 9:30 p.m. | **Note: no class on Oct. 12**

Designed for those who have never tried acrylics or have limited painting skills, you'll learn to work with this flexible medium, starting with basic techniques and moving through a series of exercises and projects designed to develop your confidence and talents. Topics include colour theory and mixing, composition, brush handling and how to use mediums, washes, glazes and impasto. Previous drawing experience recommended, but not required.

Members: \$319.64 + HST, Non-Members: \$329 + HST (Prices include \$5 material fee)

## 2A35 Impressionist Painting With Acrylics

Giulia Morosin, B.F.A.

Tuesday: September 22 – November 24 (10 weeks) 9:30 a.m. – 12:00 p.m.

Do you love the way the light dances across the water in Monet's Waterlilies or the feeling of simplicity in a Cezanne still life? Learn how to loosen up your brushstrokes in this acrylic painting course with a focus on the impressionistic style of famous painters from the past. Colour theory, brushwork and composition are just a few of the topics we'll cover as we explore a more expressive approach with the versatility of the acrylic medium. For all levels—beginners welcome.

Members: \$315.61 + HST, Non-Members: \$325 + HST

# Painting

## 2A36 **\*NEW\*** Better Paintings Using Colour Theory (Acrylic)

Irene Keesmaat, B.A., B.Ed., O.C.T.

Tuesday: September 22 – November 24 (10 weeks) 1:00 p.m. – 3:30 p.m.

A full understanding of colour and how to optimize its use is a sure way to raise your paintings to new heights. But there's so many colours—which to choose? How do I mix them? And, which colour combinations harmonize best to make my paintings more exciting and dynamic? This course answers these questions with a thoughtful and practical approach to colour theory. You'll gain the confidence to make intentional choices that elevate your paintings. Explore how to mix clean, vibrant colours, learn about working with warm and cool hues, and build striking compositions using limited palettes and intentional colour schemes. Intended for those with some painting experience, this class will help you move beyond the basics and develop a more refined, expressive approach to colour.

Members: \$315.61 + HST, Non- Members: \$325 + HST

## 2A37 **\*NEW\*** Experiments In Painting Using New Materials

Giulia Morosin, B.F.A.

Friday: September 25 – December 4 (10 weeks) 1:00 p.m. – 3:30 p.m. | **Note: no class on Nov. 6**

A class designed to help you to think outside the box and level up your painting game. Learn how to enhance your watercolour or acrylic paintings by adding oil or chalk pastel. Or, try a different surface like paper instead of canvas and add some ink drawing into your painting. There's also using block printing for pattern and texture in the background of your painting. All these ideas and many more will open new creative doors and move your painting work forward. For all levels—beginners are welcome in this class.

Members: \$315.61 + HST, Non- Members: \$325 + HST

## 2A38 **Beginners' Oil Painting**

Michelle Teitsma (Sheridan College)

Tuesday: September 22 – November 24 (10 weeks) 7:00 p.m. – 9:30 p.m.

A great start to your personal development as a painter. This course provides a basic introduction to the oil medium and includes guidance on choosing the proper materials and tools plus instruction on paint application, composition, colour mixing and much more. Previous drawing experience is recommended.

Members: \$315.61 + HST, Non-Members: \$325 + HST



## 2A39 Introduction To Oil Painting Workshop (W)

Judy Major-Girardin, B.F.A., M.F.A.

Tuesday: September 29 (1 day) 9:30 a.m. – 3:30 p.m.

Discover a safer, non-solvent approach to oil painting. In this one-day workshop, you'll work on a small-scale panel painting of a provided still life subject or something of your own inspiration. Preparation strategies, underpainting, non-solvent mediums and safe clean-up practices will all be explored. For all levels.

Members: \$96.87 + HST, Non-Members: \$99 + HST (Price includes a \$20 material fee)

## 2A40 \*NEW\* Oil Painting – Next Steps

Michelle Teitsma (Sheridan College)

Wednesday: September 23 – December 2 (10 weeks) 7:00 p.m. – 9:30 p.m. | **Note: no class on Sept. 30**

With that first introductory oil painting class now under your belt, it's time to ramp things up. In this studio, we'll use your choice of reference to more fully explore composition, colour theory and building an aesthetic while enjoying this beautiful, buttery painting medium. Watch your personal style naturally emerge as you experiment with viscosity of paint, brushwork, layering and other painting principles. Completion of a previous oil painting class is required. Michelle will provide guidance on your reference choice before the course begins so she can create a personal folder for you, ready to help move your work forward.

Members: \$315.61 + HST, Non-Members: \$325 + HST

## 2A41 \*NEW\* Mastering Clouds In Oils (W)

Susan Outlaw (Sheridan College)

Sunday: November 1 (1 day) 9:30 a.m. – 3:30 p.m.

Painting clouds can be a source of frustration when working on a landscape piece. This workshop is designed to give you the resources you need to paint a cloud filled sky while understanding the necessary principles of perspective and colour theory. You'll be provided with a photograph of clouds to use as a reference. Come prepared with a square canvas/panel stained with burnt umber, the provided reference photo printed and let Susan walk you through her approach to painting clouds in oil paint. Participants need previous drawing and painting experience.

Members: \$86.57 + HST, Non-Members: \$89 + HST

## 2A42 \*NEW\* Primary Palettes In Still Life Painting (W)

Giulia Morosin, B.F.A.

Sunday: October 18 (1 day) 9:30 a.m. – 3:30 p.m.

Keeping our palettes very simple and only using primary colours can produce startling still-life painting results. In this full day workshop, we'll begin working through a composition and sketch of a still life subject, then spend the rest of the day mixing colours and experimenting with impressionist style brushstrokes to create a beautiful, finished piece. Topics include a review of colour theory, brush technique, and greying using complimentary colours in acrylic paint. Beginners are welcome.

Members: \$86.57 + HST, Non-Members: \$89 + HST

## 2A43 \*NEW\* Objects As Portraits: Still Life Oil Painting

Natasha Verbeke, B.F.A., M.F.A.

Tuesday: October 20 – November 10 (4 weeks) 9:30 a.m. – 12:00 p.m.

Still life painting has long been a way for artists to capture and reflect on the world around them through objects. From devotional images of simple vessels to abundant displays of fruit, flowers and expressive abstract compositions, still life paintings can act as portraits—of people, beliefs, politics, wealth and ways of seeing. In this class, we'll review 17th-century Dutch still-life paintings alongside later developments in modern painting. We'll then use what we've discovered to work on a considered still life arrangement in oil with a focus on developing your own personal interpretation. Previous oil painting experience is strongly recommended.

Members: \$144.77 + HST, Non-Members: \$149 + HST

## 2A44 Exploring Realism: Painting With Shadow and Light

Diana Gordon, B.A., M.A.

Monday: September 21 – November 30 (10 weeks) 1:00 p.m. – 3:30 p.m. | **Note: no class on Oct. 12**  
Shadow is seen unconsciously. Yet, it reveals volume, depth, mood and light direction. In this course, we'll paint without colour and focus on tonal variation to create more realistic works. Sessions include exploring the anatomy of shadow, constructive drawing techniques, and ellipses in perspective through short drawing exercises. We'll also practice layering glazes of white, dark grey and yellow on a grey-toned canvas—a technique pioneered by Russian artist Alexander Ivanov. Results can range from soft sculptural forms (grisaille) to dramatic lights/darks (chiaroscuro). Choose a simple still life set-up for your painting(s), either from photos or in-studio displays. Acrylics or oils. Some painting or drawing experience recommended.

Members: \$315.61 + HST, Non- Members: \$325 + HST



Capture the nuances of the human subject as you work in any painting medium. **SEE LONG-POSE PORTRAIT DRAWING & PAINTING PG. 22**

## 2A45 Beginners' Landscape Painting In Acrylic or Oil

Michelle Teitsma (Sheridan College)

Thursday: September 24 – November 12 (8 weeks) 9:30 a.m. – 12:00 p.m.

A great introduction to the foundations of landscape painting as we look at a variety of historical styles and contemporary approaches to establish your artistic voice. We'll begin with pencil, paper and simple black and white values. From there, it's learning to see a landscape in terms of four simple values before extending the use of colour. You'll work from a provided photo reference and come to better understand topics such as composition, perspective, colour mixing and paint application to achieve transitions, contrast and a sense of depth. Included are plenty of helpful PDFs you can refer to at any time as you navigate your artistic journey. For all levels.

Members: \$261.44 + HST, Non- Members: \$269 + HST (Prices include \$5 material fee)

## 2A46 Landscape Painting From Photo Reference (Online)

Guennadi Kalinine, B.A.

Thursday: September 24 – November 26 (10 weeks) 1:00 p.m. – 3:00 p.m.

Paint the Canadian landscape in oil or acrylic as you work from photo references. You'll learn how to interpret landscape through the principles of design and then explore and practice the techniques needed to reconstruct it in paint. Plenty of group and individual instruction provided throughout. All levels.

Members: \$251.47 + HST, Non- Members: \$259 + HST

## 2A47 Landscape Painting In Acrylics or Oil – Next Steps

Michelle Teitsma (Sheridan College)

Thursday: September 24 – November 26 (10 weeks) 1:00 p.m. – 3:30 p.m.

Forward we go on our painting journey as we further explore fundamentals such as composition, value, colour theory, blocking and proportion and apply them to simplified landscape interpretations. Other topics include learning how to build a solid foundation of shapes by simplifying the composition along with experimenting with overlays, silhouettes, edges and atmosphere—all part of your evolving understanding of the basics of landscape painting. Learn how to create an interesting painting that emulates instead of imitating your photo reference. You can work on a new landscape piece each week or develop one over the course of the program. Students should have at least one previous beginners' painting class.

Members: \$315.61 + HST, Non-Members: \$325 + HST

## 2A48 **\*NEW\*** Landscape Painting In Acrylics: Seeing In Shape and Colour

Giulia Morosin, B.F.A.

Tuesday: September 22 – November 24 (10 weeks) 1:00 p.m. – 3:30 p.m.

Learn how to develop interesting and dynamic compositions in your landscape paintings when working from photos and sketches. We'll explore creating value sketches to better determine where to put the lights and darks, then expand our colour theory knowledge to develop a fresh colour palette for our work. Taking inspiration from the likes of The Group of Seven, Emile Bernard and Otto Hesselbom, we'll discover how to layer flat areas of bold colour with dark contrasts to create real depth in our paintings. Previous painting experience is beneficial for this course.

Members: \$315.61 + HST, Non- Members: \$325 + HST

## 2A49 **Large Landscapes – Acrylic or Oil**

Lee Munn

Tuesday: September 22 – November 24 (10 weeks) 7:00 p.m. – 9:30 p.m.

Learn the art of painting landscapes in a LARGER format. We'll begin working on a landscape study project (working from your own photo reference) as we explore composition, perspective, value, colour mixing and paint application. We'll also look at using large brush strokes, the strong exaggeration of colours, shadows and highlights and pinpointing where we want the "eye to catch" in our works. Then, it's on to choosing other photo references with Lee's assistance, painting on a larger canvas and further developing your own style and technique. Lee will work on a large painting in class as a guide and provide individual instruction throughout. Ideal for artists who have taken at least one introductory painting class or have similar experience.

Members: \$315.61 + HST, Non- Members: \$325 + HST

## 2A50 **Exploring Landscape With The Group of 7**

Diana Gordon, B.A., M.A.

Wednesday: September 23 – December 2 (10 weeks) 7:00 p.m. – 9:30 p.m. | **Note: no class on Sept. 30**

Copying a Group of 7 is an ideal way to learn landscape composition: simplifying shapes, mixing harmonious colours and creating rhythm through expressive brushwork. In your first work, you'll learn the 4-Stages method: line drawing, creating a tonal map, blocking in colour, then applying brushwork. For a second painting, choose another Group of 7 image, or your own composition using their style. Included are short drawing exercises, demonstrations and group discussions to enhance our understanding.

Acrylics, oils or watercolours all suitable. For all levels.

Members: \$315.61 + HST, Non- Members: \$325 + HST

## 2A51 **Outside In: From Sketching To Studio Painting – Int/Adv**

Barry Hodgson

Thursday: September 24 – October 29 (6 weeks) 9:30 a.m. – 12:00 p.m.

One of the most important elements of landscape or urban painting is the ability to create meaningful, informative sketches and use them to bring the immediacy of field work into the studio. In this course, through demonstrations and plein-air work, you'll learn outdoor sketching techniques in a variety of formats and media. We'll then explore how to analyze and develop a studio piece based on the sketches.

A basic sketching kit will be assembled in class on Day 1, but you're encouraged to bring your own materials if you wish. Studio projects may be done in any medium. This is a course for intermediate to advanced artists—previous plein air experience is not required, but you should have developed skills in basic drawing and your choice of media.

Members: \$212.67 + HST, Non-Members: \$219 + HST

## 2A52 **\*NEW\*** Helen McNicoll and Canadian Impressionists

Diana Gordon, B.A., M.A.

Tuesday: September 22 – November 24 (10 weeks) 7:00 p.m. – 9:30 p.m.

“A new way of seeing” lured Canadians to Paris to study Impressionism in the late 19th century. Brymner, Cullen and Morrice then inspired Montreal painters such as Clarence Gagnon, Anne Savage, Nora Collyer and other Beaver Hall artists to bring this new style to the unique Canadian landscape. One artist, Helen McNicoll, pushed Impressionism the furthest “capturing the moment” in “short daubs of [sunlit] bright paint”. Fast forward into the DVSA studios, we’ll first analyze the techniques of these artists and then select one McNicoll outdoor scene to copy with the aim of better understanding and absorbing her process. Then, choose a second painting by one of these Montreal modernists or create your own Impressionist landscape composition. Lots of group discussion and individual instruction provided.

Acrylics or oils. Some painting experience is recommended.

Members: \$315.61 + HST, Non- Members: \$325 + HST

2A53 **\*NEW\***

## MASTER CLASS

### Plein Air and "The Bigger Picture" With Jody Joseph

Jody Joseph, B.A., J.D.

Sunday: September 20 – October 11 (4 weeks) 10:00 a.m. – 3:00 p.m.

**NOTE: application required—deadline July 27, 2026**

Jody Joseph is one of the region’s preeminent painters, with over 30 solo exhibitions and numerous group shows across in Canada, the US and Italy. In this special Master Class, Jody will lead you through plein air painting sessions in and around Dundas, along with indoor, in-class exercises and discussions back in the school studios. The focus of the class will be on strategies for organizing the chaos of the world we see—said another way—painting the forest, not the trees. How do we paint powerful, memorable images that reflect the painter’s interest/point of view/soul? With Jody’s guidance, you’ll do a deep dive into how great painters of all eras—cave painters to contemporary—have solved these problems and explore how those strategies might apply in your painting practice. This course is for advanced painters with solid experience painting outside, working in acrylic or oils, and looking for new avenues to move their practice forward.

**Admission into the program is dependent on a successful application. Information about the short application process is on our website at [dvsa.ca/masterclass](https://dvsa.ca/masterclass).**

Members: \$270.99 + HST, Non-Members: \$279 + HST

## 2A54 Explore Abstract Painting (W)

Rosemary VanderBreggen (Fleming & Sheridan Colleges)

Sunday: October 18 (1 day) 9:30 a.m. – 3:30 p.m.

A full day spirited workshop devoted to abstract painting. Open to all levels, this studio is about experimenting with colour, composition, paint mediums, brushes and other tools as you create your own abstract pieces in acrylic. Be prepared to partake in a series of exercises created to explore the notion of abstract art and beyond.

Members: \$86.57 + HST, Non-Members: \$89 + HST

## 2A55 Experimental Abstraction

Rosemary VanderBreggen (Fleming & Sheridan Colleges)

Wednesday: September 23 – December 2 (10 weeks) 9:30 a.m. – 12:00 p.m. | **Note: no class on Sept. 30**

Put your ideas to the test. Whether you’re a beginner or more advanced artist, this deep dive into a variety of art making methods is sure to provide new directions and outlets for your work. Using acrylics as our base, we’ll explore the use of additional media to enhance our abstract pieces. Be prepared to challenge yourself with monoprinting, collage, charcoal, pastels and more.

Members: \$315.61 + HST, Non- Members: \$325 + HST

# Painting

## 2A56 **Abstract Florals On Paper** (W)

Michelle Guitard (Georgian College)

Sunday: November 29 (1 day) 9:30 a.m. – 3:30 p.m.

Learn how to fully observe flowers, then deconstruct and simplify them as we create loose, abstract and impressionistic style paintings using acrylics, oils, pastels, or a combination of media. You'll study a floral arrangement provided in class and then create a composition of your own—whether it be simplified and loose or completely wild and abstract. Topics covered include colour theory and mixing, composition, brush technique and more. For all levels.

Members: \$86.57 + HST, Non-Members: \$89 + HST

## 2A57 **The Large Watercolour Abstract** (W)

Lena Montecalvo

Sunday: November 15 (1 day) 9:30 a.m. – 3:30 p.m.

Find your creative comfort zone working with larger paper and watercolour paint. We'll also break out optional mediums like acrylic ink, gouache and resist as you work on both a structured painting and a piece where you tap into your intuition to see what the inspired mind and feelings produce. It's a great introduction to abstract for beginners and for those with some painting experience who find landscape and more traditional subject matter not for them.

Members: \$86.57 + HST, Non-Members: \$89 + HST

## 2A58 **\*NEW\* Painting Stories** (W)

Sandee Ewasiuk (OCAD)

Sunday: November 15 (1 day) 9:30 a.m. – 3:30 p.m.

Tell stories that feel uniquely yours. Sandee is back this Fall to help you create paintings rooted in your ideas, memories and imagination. This course is all about developing work with meaning—whether you're inspired by real life events or something more dreamlike and personal. You'll learn how to transform an idea into a compelling visual story, exploring what makes an image feel complete, intentional and emotionally impactful. We'll begin by sketching and refining compositions—thinking through layout, value and mood—before moving into acrylics or watercolours to bring your vision to life. Students should have some previous painting experience.

Members: \$86.57 + HST, Non-Members: \$89 + HST

## 2A59 **Paint BIG**

Giulia Morosin, B.F.A.

Wednesday: September 23 – December 2 (10 weeks) 1:00 p.m. – 3:30 p.m. | **Note: no class on Sept. 30**

Let go of your creative inhibitions and dive into the world of painting BIG. This course will encourage an exploratory approach with innovative painting and multi-media techniques. We'll examine composition, design, colour and a variety of art genres all with a sense of adventure. Plenty of class demos and group discussions provided along with onsite storage for your big canvases. Get ready to go big and bold! Previous painting experience required.

Members: \$315.61 + HST, Non-Members: \$325 + HST



## 2A60 **The Self and Identity In Painting**

Vitaly Medvedovsky, B.F.A., M.F.A.

Tuesday: October 6 – November 10 (6 weeks) 1:00 p.m. – 3:30 p.m.

This thought-provoking course invites you to embrace self-portraiture, identity and the psychological aspects of one's image, exploring themes such as gender, race, place and societal perception. We'll work on a series of self-portraits that investigate different approaches to the concept of portraiture and incorporate various influences such as cultural heritage, psychological states and personal experiences. You'll be able to experiment with distortion, surrealism and symbolic elements that reflect aspects of identity beyond appearance. Designed to encourage bold exploration, honest expression and creative risk-taking, this studio time is ideal for artists ready to dig deeper into the meaning behind their work. Participants should have taken at least one painting course or have some painting experience.

Members: \$212.67 + HST, Non-Members: \$219 + HST

## 2A61 **\*NEW\* The Painted Storyline**

Natasha Verbeke, B.F.A., M.F.A.

Tuesday: September 22 – October 13 (4 weeks) 9:30 a.m. — 12:00 p.m.

Working from a chosen story (decided by the group at the beginning of the course), we'll explore the many ways artists and painters have created imagery to bring a story to life. Then, we'll start in on our own tableau. You'll work on individual paintings which relate to a scene, character or pivotal moment in the story. We'll spend time learning and discussing different process possibilities including (but not limited to) pencil drawing, ink, watercolour or collage. And, we'll look at exceptional painters who have created narrative works—from historical examples such as Sir John Everett Millais and William Blake—to contemporary artists such as Marc Chagall, Charlotte Salomon and Marcel Dzama. By the end of the course, you'll complete 1–2 finished works that connect to a shared narrative while expressing your own unique perspective. Previous painting experience is strongly recommended.

Members: \$160.74 + HST, Non-Members: \$165 + HST (Prices include \$15 material fee)

## 2A62 **Painting Next Steps: Develop Your Personal Style**

James Gummerson (Sheridan College)

Tuesday: September 22 – November 24 (10 weeks) 7:00 p.m. – 9:30 p.m.

Unlock your creative potential in this lively class designed to help painters develop their own artistic voice. Whether you're just starting your artistic journey or looking to sharpen your skills, this studio time will guide you through the essential process of working inventively with photo references to move beyond merely copying and express your personal vision and ideas in fully realized paintings. With hands-on instruction and thoughtful exercises, you'll explore composition, color mixing and other essential techniques tailored to your chosen painting medium—acrylic, oil or watercolour. The emphasis is on developing your personal style, refining your creative process and gaining confidence in translating concepts into tangible artwork. Ideal for artists who have taken at least one introductory painting class or have similar experience.

Members: \$315.61 + HST, Non-Members: \$325 + HST

## 2A63 **Independent Painting**

Holly Sneath, B.A., M.F.A.

**A:** Thursday: September 24 – December 3 (10 weeks) 9:30 a.m. – 12:00 p.m. | **Note: no class on Oct. 15**

**B:** Thursday: September 24 – December 3 (10 weeks) 1:00 p.m. – 3:30 p.m. | **Note: no class on Oct. 15**

Work in any painting medium and pursue your personal area of interest with support and feedback from the instructor and other participants. This course is tailored to each individual according to their own interests and aesthetic. Students are encouraged to bring source materials such as a sketchbook, photos, etc. For intermediate/advanced artists. Keen artists looking for a full day of painting are encouraged to register for both classes and stay all day.

Members: \$315.61 + HST, Non-Members: \$325 + HST

## 2A64 **Painting Under The Knife**

Lee Munn

Tuesday: September 22 – November 24 (10 weeks) 3:00 p.m. – 5:30 p.m.

Whether you're a beginner or advanced painter, palette knife painting offers exciting rich layers of colour and texture that enliven your canvas through an array of surprising techniques. Explore diverse approaches using various styles of palette or painting knives to 'push and pull' the paint—applying and picking up paint from the working surface. Learn thick impasto layering and variety in linework and mark-making using the technique of sgraffito. Other topics include choosing a quality knife, layering and separating colours, using the body of the knife, thick and thin use of paint and lines, smearing techniques, pressing and lifting, double-loading and more. Throughout, there's discussion of historical art references and plenty of practice on your own studies. Some painting experience recommended. Lessons will use acrylics, but oils welcome.

Members: \$315.61 + HST, Non- Members: \$325 + HST

## 2A65 **\*NEW\* The Basics and Beauty Of Alcohol Ink** (W)

Lena Montecalvo

Sunday: September 20 (1 day) 9:30 a.m. – 3:30 p.m.

It's not hard to fall in love with the reflective, translucent and ethereal effects only alcohol ink can produce. This day-long workshop is your chance to try your hand and let that love burn brighter. We'll use this unique medium on non-porous surfaces such as glass, ceramic, yupo and mineral paper. And, we'll discuss preparation, ventilation and other materials you can use to make the ink do its magic. By the time you leave, you'll have a stronger foundation on which to build when creating your own stunning ink pieces. Beginner/intermediate artists welcome.

Members: \$86.57 + HST, Non-Members: \$89 + HST

## 2A66 **\*NEW\* Painting With Acrylic Inks**

Lena Montecalvo

Friday: September 25 – November 27 (10 weeks) 9:30 a.m. – 12:00 p.m.

Acrylic inks offer an exciting vibrancy, strength and luminescence when used as a painting medium. Learn how to boldly and loosely apply your favourite colours using brushes of all shapes and sizes, droppers and unusual tools like skewers and twigs. These inks also play nicely with your watercolour paints, alcohol and oil pastels, achieving incredible drama and depth when combining them together. That's precisely what we'll do as we create fresh and vibrant floral, landscape and abstract works throughout the term. Beginner/intermediate artists welcome.

Members: \$315.61 + HST, Non- Members: \$325 + HST

## 2A67 **Paint, Paper and Fabric Studio**

Rosemary VanderBreggen (Fleming & Sheridan Colleges)

Wednesday: September 23 – December 2 (10 weeks) 1:00 p.m. – 3:30 p.m. | **Note: no class on Sept. 30**

Change, paint, print, collect, reuse and make! Experimenting with a range of media and approaches is at the heart of this studio as we use paint, paper and fabric to create unique and interesting art. Class projects offer lessons on design criteria, colour and value plus a look at past and current mixed media artists for inspiration. Through engaging projects, you'll discover lots of new ways to expand your art practice with fresh ideas sure to enrich your personal work. No experience required.

Members: \$315.61 + HST, Non- Members: \$325 + HST

## 2A68 **Dive Into Collage**

Nancy Benoy, B.A.

Wednesday: September 23 – November 4 (6 weeks) 9:30 a.m. – 12:00 p.m. | **Note: no class on Sept. 30**

Six engaging sessions to fully explore the medium of collage, an art technique where different materials like paper, fabric, photos and objects are cut, arranged and pasted onto a surface to create a new, unified work. We'll explore colour, texture, pattern, expressive forms and the rules of composition as you use your intuition to inform your creations in a variety of genres such as abstraction, surrealism and representation. By the final session, expect to feel creatively charged, brimming with fresh techniques, and eager to see where your collage ideas take you next.

Members: \$222.67 + HST, Non-Members: \$229 + HST (Prices include \$10 material fee)



Botanical Art is the scientifically accurate depiction of plant species while also incorporating aesthetic and artistic appeal. This art form is both highly detailed and specific in the rendering of a plant's form, colour and textures. These workshops offer students an opportunity to explore the challenges of creating realistic drawings and paintings of seasonally themed plants.

## 2A69 **A Botanical Palette – Warm Hues in Watercolour** (W)

Heather Gross, B.Ed., M.Ed (SBAF)

Saturday: November 14 – Sunday: November 15 (2 days) 9:30 a.m. – 3:30 p.m.

As each season unfolds, the plant world transforms around us—and with it comes a wealth of inspiration for botanical artists. From fields and orchards to forest floors, the lush greens of summer give way to the rich, glowing hues of autumn harvest—burnished golds, deep russets and vibrant ambers waiting to be captured on paper. Join Heather for this botanical watercolour workshop inspired by the colours and textures of the season. Together you'll explore the techniques and palette needed to bring Fall's bounty to life in the studio. Newcomers to botanical art are welcome. Participants must already own or purchase a copy of the accompanying e-booklet *Botanical Palette – Warm Hues and Fall Subjects* available as an add-on for \$20 + HST when registering.

Members: \$150.80 + HST, Non-Members: \$155 + HST (Price includes a \$7 material fee)

## 2A70 **\*NEW\* Botanical Art: Warm Hues – Fall Subjects For Coloured Pencil (Online)** (W) (O)

Margaret Best, B.Ed. (SBAF)

Wednesday: October 21 – Friday: October 23 (3 days) 10:30 a.m. – 4:30 p.m.

Mother Nature's autumn tapestry is one of her most glorious—a rich celebration of golds, ambers, rusts, deep reds and earthy tones that inspire botanical artists every year. In this coloured pencil workshop, Margaret guides you through the warm palette of the harvest season, exploring subjects that embody the colours and mood of fall at its peak. You are welcome to work on your preferred paper surface, as always. More experienced artists are encouraged to try double-sided drafting film—a unique substrate that lends itself beautifully to intense, luminous colour effects perfectly suited to the season. **Note: not a workshop for beginner level botanical artists. Participants must have completed previous classes or the study of the e-booklet.**

Members: \$344.59 + HST, Non-Members: \$355 + HST

## 2A71 **\*NEW\* Botanical Art: Composition Capture With Small Subjects (Online)** (W) (O)

Margaret Best, B.Ed. (SBAF)

Wednesday: November 25 – Friday: November 27 (3 days) 10:30 a.m. – 4:30 p.m.

Creating a visually compelling composition is a challenge that artists at every level know well. In this unique workshop, Margaret invites you to step outside and gather at least three small seasonal subjects—think late fall and early winter treasures found right in your own environment—and transform them into a cohesive, pleasing composition that celebrates colour, shape and texture. You are welcome to work in the medium of your choice—watercolour, coloured pencil, graphite, or any combination thereof—making this an accessible and creatively flexible experience for all. **Note: not a workshop for beginner level botanical artists. Participants must have completed previous classes or the study of the e-booklet.**

Members: \$344.59 + HST, Non-Members: \$355 + HST



## 2A72 Pottery For The Petrified (W)

Amanda Kopas, B.F.A.

**A:** Saturday: September 19 (1 day) 9:30 a.m. – 3:30 p.m.

**B:** Sunday: September 20 (1 day) 9:30 a.m. – 3:30 p.m.

**C:** Sunday: December 6 (1 day) 9:30 a.m. – 3:30 p.m.

Wondering if the art of pottery is for you? Spend the day “pottering” in our ceramics studio and find out. You’ll get to explore working with slabs, coils and the wheel as you determine if this hands-on medium might be for you. Absolutely no experience required. Clay and materials are all provided—just show up and let it happen. Warning: pottery can be very addictive...

Members: \$116.57 + HST, Non-Members: \$119 + HST (Prices include clay & firing fee)

## 2A73 Pottery For Beginners

Dawn Hackett-Burns (Sheridan College)

**A:** Friday: September 25 – November 27 (10 weeks) 7:00 p.m. – 9:30 p.m.

**B:** Sunday: September 27 – December 6 (10 weeks) 1:00 p.m. – 3:30 p.m. | **Note: no class on Oct. 25**

An engaging and inspiring course designed for the absolute beginner potter. You’ll learn the basics of handbuilding with clay, using pinch pot slab and coil techniques to create your own unique projects. Then, it’s on to an introduction to the pottery wheel for shaping more of your clay ideas. We’ll end with lessons on selecting and applying glazes and how to prep your works for the kiln firing stage.

Members: \$379.64 + HST, Non-Members: \$389 + HST (Prices include \$65 firing & glazing fee) Clay extra.

## 2A74 Pottery For All Levels

**A:** Monday: September 21 – November 30 (10 weeks) 7:00 p.m. – 9:30 p.m. | **Note: no class on Oct. 12**  
Richard Fisher (Sheridan College)

**B:** Tuesday: September 22 – November 24 (10 weeks) 1:00 p.m. – 3:30 p.m.  
Richard Fisher (Sheridan College)

**C:** Tuesday: September 22 – November 24 (10 weeks) 7:00 p.m. – 9:30 p.m.  
Amanda Kopas, B.F.A.

**D:** Wednesday: September 23 – December 2 (10 weeks) 1:00 p.m. – 3:30 p.m. | **Note: no class on Sept. 30**  
Christie Gruppé, B.F.A., (Sheridan College)

**E:** Wednesday: September 23 – December 2 (10 weeks) 7:00 p.m. – 9:30 p.m. | **Note: no class on Sept. 30**  
Marina Van Raay, B.A.

**F:** Thursday: September 24 – November 26 (10 weeks) 7:00 p.m. – 9:30 p.m.  
Zoë Pinnell, B.A.

Our most popular pottery sessions, these classes are designed to accommodate all levels of learners as you hone your skills and transform your ideas into inspired, finished pottery. Students seeking ceramic fundamentals will learn the hand-forming techniques of working with clay, including pinch, coil, slab and the potter’s wheel. Also covered are the basics of glazing and surface decoration. More advanced potters will receive feedback and guidance as they set their own goals. For adults and students 16+.

Members: \$379.64 + HST, Non-Members: \$389 + HST (Prices include \$65 firing & glazing fee) Clay extra.

# Pottery

## 2A75 **\*NEW\*** Bud Vases In Clay (W)

Dawn Hackett-Burns (Sheridan College)

Saturday: September 26 (1 day) 9:30 a.m. – 12:00 p.m.

An ideal workshop for those with some early clay experience or looking to begin their pottery journey. Learn how to form these small, slender vases designed to hold a single flower. With Dawn's guidance, you'll utilize slabs and templates to form your distinctive vase. Then we'll add a unique design using coloured underglazes and get everything ready for the kiln firing. Come with a friend or fly solo and make some new ones.

Members: \$77.77 + HST, Non-Members: \$79 + HST (Prices include \$15 firing & glazing fee and \$15 material fee).

## 2A76 **\*NEW\*** Clay Candle Stick Holders (W)

Dawn Hackett-Burns (Sheridan College)

Saturday: November 14 (1 day) 9:30 a.m. – 12:00 p.m.

Another workshop option for clay beginners or those looking to start their pottery journey. In this morning session, we'll use templates and slabs to construct unique clay candlestick holders. Then, it's into the glaze room to add a selection of coloured underglazes that will enhance our candlestick designs and prep them for the kiln firing. Come with a friend or fly solo and make some new ones.

Members: \$77.77 + HST, Non-Members: \$79 + HST (Prices include \$15 firing & glazing fee and \$15 material fee).

## 2A77 Handmade Ceramic Tiles (W)

Zoë Pinnell, B.A.

Saturday: September 19 (1 day) 9:30 a.m. – 3:30 p.m.

Create your own vibrant ceramic tile featuring a unique illustrative surface. You'll learn pottery handbuilding and sgraffito techniques, along with how to apply slips, terra sigillata treatments, transfers and underglazes. We'll also look at how to mix and customize your own materials. The result will be an artful tile ready to give as a gift or display in your home. For all levels—bring a friend and make it a weekend to remember.

Members: \$116.57 + HST, Non-Members: \$119 + HST (Prices include \$15 firing & glazing fee and \$15 material fee).



Looking for a fun and creative Friday night? Try our DVSA Friday Night Pottery workshops – no previous experience required. **SEE PG. 20**

## 2A78 Clay Freestyle

Richard Fisher (Sheridan College)

Monday: September 21 – November 30 (10 weeks) 1:00 p.m. – 3:30 p.m. | **Note: no class on Oct. 12**

This is a fun, free-form open studio format where you can work on a variety of clay processes under the guidance and mentorship of the instructor. Handbuilding and/or working on the wheel—it's all fair game. Throughout the course, you'll be guided in the development of a personal sense of style and by the later weeks, be encouraged to hone your skills. For all levels.

Members: \$379.64 + HST, Non-Members: \$389 + HST (Prices include \$65 firing & glazing fee) Clay extra.

## 2A79 Good Morning, Potters

Christie Gruppé, B.F.A., (Sheridan College)

Wednesday: September 23 – December 2 (10 weeks) 9:30 a.m. – 12:00 p.m. | **Note: no class on Sept. 30**

A morning class for all levels. Wake up your creative side as you take time to develop your skills working on the potter's wheel—whether for the first time or the 500th time. Christie will give you the individual attention you need as a beginner or more experienced thrower. You'll also learn the hand-forming techniques of working with clay such as pinching, coiling and soft slab construction to create your own ceramic pieces.

Members: \$379.64 + HST, Non-Members: \$389 + HST (Prices include \$65 firing & glazing fee) Clay extra.

# Pottery

## 2A80 Handbuilding 101 and Beyond

Zoë Pinnell, B.A.

Friday: September 25 – November 27 (10 weeks) 9:30 a.m. – 12:00 p.m.

Discover how to work with clay off the wheel as you explore your creative side and develop the dexterity and skill needed for the fine art of pottery. Learn to shape and form your clay ideas using coils, pinching, slabs and the extruder. Whether you are new to handbuilding or a seasoned potter, Zoë's self-guided approach and expert tips and techniques will take your handbuilt work to the next level.

Members: \$379.64 + HST, Non-Members: \$389 + HST (Prices include \$65 firing & glazing fee) Clay extra.

## 2A81 Intermediate/Advanced Pottery

Karla Rivera, B.A.

**A:** Tuesday: September 22 – November 24 (10 weeks) 7:00 p.m. – 9:30 p.m.

**B:** Thursday: September 24 – November 26 (10 weeks) 1:00 p.m. – 3:30 p.m.

A class for the seasoned potter looking to tackle challenging projects and move their ideas forward in a supportive environment. Spend your studio time mastering the hand-forming techniques of working with clay and the potter's wheel as you create your own ceramic pieces. Various forms of decoration and glaze firing will also be explored.

Members: \$379.64 + HST, Non-Members: \$389 + HST (Prices include \$65 firing & glazing fee) Clay extra.

## 2A82 Pottery For The Kitchen

Karla Rivera, B.A.

Monday: September 21 – November 30 (10 weeks) 7:00 p.m. – 9:30 p.m. | **Note: no class on Oct. 12**

Whether it's lidded casseroles, teapots, cookie jars, cups, platters, plates, colanders or bowls, this course for intermediate to advanced potters is all about creating vessels intended for use in the kitchen. You'll also be encouraged to experiment and pursue your own aesthetic sensibilities, challenging relationships between function and form.

Members: \$379.64 + HST, Non-Members: \$389 + HST (Prices include \$65 firing & glazing fee) Clay extra.

## 2A83 Introduction To Raku Firing (W)

Christie Gruppé, B.F.A. (Sheridan College)

Sunday: September 20 (1 day) 9:30 a.m. – 3:30 p.m.

Explore raku glaze decoration and firing techniques in this fun one-day workshop. Bring your own bisqued pots and we'll spend the morning working through different glazing and surface designs for your works. The afternoon will be spent out in the raku pit, firing the kiln and discovering how reduction and oxidation affect the glazes to produce glorious outcomes. Please refer to the materials list online for more course details before registering and attending.

Members: \$102.54 + HST, Non-Members: \$105 + HST (Prices include \$15 firing fee).



# Pottery

## 2A84 Full On Raku – Intensive

Karla Rivera, B.A.

**A:** Tuesday: September 8 – Friday: September 11 (4 days) 9:30 a.m. – 3:30 p.m.

**B:** Monday: December 7 – Friday: December 11 (5 days) 9:30 a.m. – 3:30 p.m.

Spend a week discovering (or re-discovering) the joy and magic of raku pottery. We'll begin by designing our vessels and forms using both the wheel and handbuilding techniques. These works will then be bisque fired at the school and ready for a full-day of firings on Friday. Thursday promises an exploration of surface design and glaze testing as we warm up the raku kiln and get our first pieces through the kiln. Potters need not have any work prepared in advance—everything will be made throughout the week. Combustibles such as wood shavings, horsehair, feathers and sugar will all be available for the kiln firing, but you may bring your own if preferred. For all levels—newbies to advanced. However, previous clay experience is recommended. Please refer to the materials list online for more course details before registering and attending.

Section A Members: \$321.44 + HST, Non-Members: \$329 + HST (Prices include \$65 firing & glazing fee)  
Clay extra.

Section B Members: \$379.64 + HST, Non-Members: \$389 + HST (Prices include \$65 firing & glazing fee)  
Clay extra.

## 2A85 Pottery Open Studio

Students registered in a current 10-week pottery program may take advantage of open studio times to continue developing their work and technique. Come for a single session or benefit from the discounted rate available by purchasing a 10-visit card (to be presented at the time you sign in).

**Want your studio time for free?** Current students interested in studio monitoring in exchange for the open studio fees should contact the school to apply. Please indicate which sessions you wish to monitor and we'll send you the details and an application.

**Please note:** Staff and faculty are currently working to find additional hours of open studio time between terms. Please check the Ceramics Studio blackboard for details as they become available.

**Pottery Open Studio on Wednesdays is for the secondary pottery studio only.** Due to classes in progress, the main pottery studio and glazing room are not available for Open Studio.

### Dates: September 28 – November 20 (8 weeks)

<b>Monday</b> Not available Oct. 12	9:30 a.m. – 12:00 p.m.		4:00 p.m. – 6:00 p.m.
<b>Tuesday</b>			4:00 p.m. – 6:00 p.m.
<b>Wednesday</b> Not available Sept. 30		1:00 p.m. – 3:30 p.m.	4:00 p.m. – 6:00 p.m.
<b>Thursday</b>	9:30 a.m. – 12:00 p.m.		4:00 p.m. – 6:00 p.m.
<b>Friday</b>		1:00 p.m. – 3:30 p.m.	
<b>Saturday</b>			
<b>Sunday</b>	9:30 a.m. – 12:00 p.m.		

**Cost:** \$25 + HST per visit. | **10 Visit Card:** Members: \$121.25 + HST, Non-Members: \$125 + HST  
*Please note: we are unable to provide refunds or credits for unused, lost or stolen pottery open studio cards.*

# Sculpture

## 2A86 **\*NEW\*** Sculpting The Costume Model In Clay

Wayne Moore (DVSA)

Monday: September 21 – November 16 (8 weeks) 1:00 p.m. – 4:00 p.m. | **Note: no class on Oct. 12**

Discover the satisfaction of creating in three dimensions as you construct a clay human form using a live model for reference. All facets of hand building and clay modelling techniques will be discussed and demonstrated. You'll also receive group and individual instruction to further develop your understanding of the elements of sculpture, figure and drapery. No previous sculpture experience is required, but students should have some basic drawing skills.

Members: \$399.95 + HST, Non-Members: \$409 + HST (Prices include \$20 bisque firing and \$75.47 model fee) Clay extra.

## 2A87 **\*NEW\*** Modeling & Casting Miniatures

Donna Akrey, B.F.A., M.F.A.

Thursday: November 5 – November 26 (4 weeks) 7:00 p.m. – 9:30 p.m.

This course introduces the artmaking processes of molding and casting using modeling clay to model a one-part silicone mold. You'll develop three small sculptural forms that fit within the dimensions of a Solo cup, then select one for mold-making and casting. The emphasis throughout the project will be on developing modeling techniques, an attention to detail and craftsmanship, and an understanding of material properties. Explore how translating a form from one material to another affects its tactile, visual and conceptual qualities. You'll also learn more about positive and negative space, casting methods and material behaviour. No experience required—for all levels. Material fee covers all tools and casting materials, including silicone rubber and modeling clay.

Members: \$224.77 + HST, Non-Members: \$229 + HST (Prices include \$80 material fee)

## 2A88 **Wire Sculpture – Trees On A Rock** (W)

John Novak

Sunday: November 29 (1 day) 9:30 a.m. – 3:30 p.m.

Discover the delicate and novel art of sculpting with wire as you create a whimsical tree on a rustic rock base. In this 1-day workshop, you'll merge your imagination with wire and simple hand tools to form your own original tree sculpture approximately 9" tall. All materials are provided by John, but you will need a pair of needle nose and linesman pliers. No experience required—for all levels.

Members: \$102.54 + HST, Non-Members: \$105 + HST (Prices include \$15 material fee)

# Photography

## 2A89 **Introduction To Digital Photography**

**A:** Tuesday: September 22 – November 24 (10 weeks) 9:30 a.m. – 12:00 p.m.

Edward Eastman

**B:** Thursday: September 24 – November 26 (10 weeks) 7:00 p.m. – 9:30 p.m.

Jennifer Finn, B.A. (Sheridan College)

In this beginner level course, you'll develop a solid foundation by using your digital camera in class and receiving feedback on your photos. Fully understand shutter-speeds, apertures, ISO, histograms, focusing and the various exposure modes available to create better quality images. We'll also cover how to safely transfer and backup your photos. Bring your camera, or if you are looking to purchase, hold off until after the first class as we'll review various makes and models.

Members: \$335.61 + HST, Non-Members: \$345 + HST (Prices include media lab fee)

# Photography

## 2A90 **\*NEW\*** Brush Up Your Photography Skills

Barry Gray (Conestoga College)

Sunday: September 20 (1 day) 9:30 a.m. – 3:30 p.m.

Have you recently reached for your digital camera only to realize you've forgotten what all those numbers and settings mean? Would you like a better understanding of what makes a good photograph and how to take one? In this one-day refresher workshop, we'll address these queries, reviewing shutter speeds, f-stops and other settings to help you get better results. We'll discuss composition and light and develop a fuller understanding of which lens is right for each situation. Then, you'll have a chance to put into practice what you've learned and receive feedback on your photos. Bring your camera (DSLR/mirrorless or point & shoot—not smartphone). Some basic photography knowledge is recommended, but not necessary.

Members: \$106.57 + HST, Non-Members: \$109 + HST (Prices include media lab fee)

## 2A91 **Digital Photography 2 – The Art Of Photography**

Jennifer Finn, B.A. (Sheridan College)

Monday: September 21 – November 30 (10 weeks) 7:00 p.m. – 9:30 p.m. | **Note: no class on Oct. 12**

Elevate your photography by developing your creative voice and shooting with intention. In this course, we'll dive into the art of photography with a focus on vision, style and storytelling. You'll learn what makes a photograph truly impactful—and how to train your eye to see and capture compelling images with purpose. Through guided instruction and thoughtfully designed assignments, you'll explore how inspiration fuels creativity, and how composition, light and subject matter work together to tell a visual story. Each exercise is crafted to spark your imagination and build the skills needed to take your photography to the next level. Perfect for burgeoning photographers ready to start creating meaningful, expressive work. Prerequisite: Introduction to Digital Photography or permission from the instructor.

Members: \$335.61 + HST, Non-Members: \$345 + HST (Prices include media lab fee)

## 2A92 **\*NEW\*** Learning To See – The First 19 Rules Of Composition for Beginners

Jennifer Finn, B.A. (Sheridan College)

Sunday: November 1 & 8 (2 days) 9:30 a.m. – 3:30 p.m.

Composition is the foundation of every unforgettable photograph. Before you press the shutter, you're already making artistic decisions—what to frame, what to leave out and how to arrange the world in front of you? This workshop is your introduction to mastering those choices with clarity and intention. Over two inspiring days, you'll explore the first 19 essential rules of photographic composition. Through clear, beginner-friendly lessons, image studies and hands-on shooting sessions around town, you'll train your eye to notice more, choose more deliberately and create images with impact. You'll leave the workshop with new confidence, a stronger visual awareness and the ability to create more intentional, compelling photographs—one rule at a time. Open to all levels. Bring your camera (DSLR/mirrorless, point & shoot or smartphone all fine). Some basic photography knowledge is recommended.

Members: \$164.77 + HST, Non-Members: \$169 + HST (Prices include media lab fee)

## 2A93 **Landscape and Nature Photography**

Barry Gray (Conestoga College)

Wednesday: September 23 – November 4 (6 weeks) 1:00 p.m. – 3:30 p.m. | **Note: no class on Sept. 30**

Creating a strong photograph in the outdoor environment is an art process that takes some practice. In this outdoor/indoor course, you'll learn how to overcome challenges in lighting, composition and other factors to create great landscape or nature photographs. We'll travel to a variety of locations in the area to do fieldwork and be in the studio for feedback sessions on our images. You must have a DSLR or mirrorless camera, a basic understanding of photography (not for beginners) and access to a car for class field trips.

Members: \$232.67 + HST, Non-Members: \$239 + HST (Price includes a media lab fee)

## 2A94 Abstract Photography Workshop (W)

Jennifer Finn, B.A. (Sheridan College)

Sunday: September 27 (1 day) 9:30 a.m. – 3:30 p.m.

Abstract photography is about capturing something visually in a way it would not usually be viewed—the focus being on shape, contrast, colour, form, pattern and texture. In this one-day workshop, we'll define abstract photography, study examples that work and review key elements, techniques and challenges. A shooting session within walking distance of the school will be followed by a group share of our photo roll and a discussion of what worked and what didn't. You'll come away with a slew of new ideas and techniques designed to refine your photographer's eye. Participants should have some basic photography knowledge. Bring your camera—DSLR, point & shoot or phone will do.

Members: \$106.57 + HST, Non-Members: \$109 + HST (Prices include media lab fee)

## 2A95 Better Photos With Your iPhone (W)

Barry Gray (Conestoga College)

Sunday: October 4 (1 day) 9:30 a.m. – 3:30 p.m.

Phone cameras can take photos that rival images created with more complicated and expensive pro models. The trick? Learning HOW to take better photographs. In this one-day workshop, we'll solidify our understanding of how our iPhone camera works—its strengths and limitations. We'll delve into what good photographers know: that composition, lighting and timing are what make a great picture. Following our classroom session, we'll spend some time using our phones to take pictures and see what we can learn from the results. Bring your iPhone.

Members: \$106.57 + HST, Non-Members: \$109 + HST (Prices include media lab fee)

## 2A96 Close-Up and Macro Photography Workshop (W)

Jennifer Finn, B.A. (Sheridan College)

Sunday: November 22 (1 day) 9:30 a.m. – 3:30 p.m.

Get ready to see the world from a whole new perspective. In this one-day workshop, we'll explore the art of photographing the intricate details of everyday objects and nature, transforming the ordinary into the extraordinary. We'll review equipment essentials and the key techniques of lighting, composition and exposure needed to get that perfect macro photograph. We'll also look at examples of close-up work, share some tips and tricks and then get some hands-on practice capturing visually stunning images. Participants need to bring a DSLR, mirrorless or superzoom bridge camera. A macro lens or close-up filters are helpful, but not necessary. Pre-requisite: basic camera and photography knowledge.

Members: \$106.57 + HST, Non-Members: \$109 + HST (Prices include media lab fee)

## 2A97 Photography Editing For Beginners (W)

Jennifer Finn, B.A. (Sheridan College)

Sunday: October 18 (1 day) 9:30 a.m. – 3:30 p.m.

Do you find photo editing intimidating? This beginner workshop will provide you with the skills to successfully start editing your photographs and take them to the next level. Using Adobe software, we'll start with the basics—learning how to convert RAW files to JPEGs, fixing exposure, colour correcting, cropping and object removal. You'll also expand your creative options by learning how to turn your photographs into effective black and white images. It's a day sure to add a real shot of confidence to your photo work. Participants should bring their own digital photographs to edit in the workshop.

Members: \$106.57 + HST, Non-Members: \$109 + HST (Prices include media lab fee)

## 2A98 Lightroom Classic For Beginners

Edward Eastman

Monday: September 21 – November 2 (6 weeks) 7:00 p.m. – 9:30 p.m. | **Note: no class on Oct. 12**

Not to be confused with Lightroom, Lightroom Classic (LrC) is Adobe's most popular, non-destructive Raw image editing software. It provides photographers with an easy way to import, organize and edit all their digital Raw files. In this course, you'll learn the system for managing folders and organizing image files, as well as how to edit exposure, apply lens corrections, set white balance, crop your image, batch process multiple images, create and apply your own LrC Presets, create B&W photos and much more. Step-by-step instructions are provided and serve as a helpful resource once the course is done. Students must bring their own laptop (Apple or PC) with the current subscription version of Lightroom Classic installed. Suitable for photographers with all levels of experience.

Members: \$232.67 + HST, Non-Members: \$239 + HST (Prices include media lab fee)



## 2A99 Introduction To Stained Glass

Siobhan Lynch

Thursday: October 8 – October 29 (3 weeks) 6:30 p.m. – 9:30 p.m. | **Note: no class on Oct. 15**

This short course introduces the basics of working with stained glass and copper foiling. You'll learn to cut, grind, foil, solder and finish a 9-12 piece suncatcher you can take home and hang. All materials and tools supplied. **Note: this is a hands-on class and a certain amount of wrist strength is required.**

Members: \$210.59 + HST, Non-Members: \$215 + HST (Prices include \$60 material fee)

## 2A100 Stained Glass Workshop (W)

Siobhan Lynch

**A: Leaves of Autumn**, Sunday: October 4 (1 day) 9:30 a.m. – 3:30 p.m.

**B: Flowers**, Sunday: November 22 (1 day) 9:30 a.m. – 3:30 p.m.

**C: Holiday Creations**, Sunday: December 6 (1 day) 9:30 a.m. – 3:30 p.m.

Create your own stained-glass artwork in this beginner level workshop. We'll cover the basic steps of creating a beautiful stained-glass work of art you can share with someone special (or keep it for yourself!). Explore the properties of glass with its many textures and colours and learn the essential techniques to make a striking piece of glass art. All tools and materials provided. **30-minute break for lunch provided.**

Member: \$136.42 + HST, Non-Members: \$139 + HST (Prices include \$45 material fee)

## 2A101 Glass On Glass Mosaic For Beginners (W)

John Highley, B.Ed., O.C.T., B.Sc.

Sunday: September 20, 9:30 a.m. – 3:30 p.m. & Sunday: September 27, 9:30 a.m. – 11:30 a.m. (2 days)

Discover the calming, meditative art of glass mosaic making in this hands-on workshop. You'll transform tiny, chaotic shards of glass into a stunning, cohesive work of art ready for display. John will guide you through the indirect method of mosaic construction: on Day 1, you'll cut and arrange glass pieces over a design using sticky paper; on Day 2, you'll invert and adhere your design to its base, grout it and clean it—revealing a beautiful finished mosaic. All tools and materials are provided, and you'll be supported step-by-step as you complete a 6x6 inch mosaic that we'll frame on the second day. Whether you're new to mosaics or looking to expand your artistic practice, this workshop offers a relaxing and rewarding creative experience. **30-minute break for lunch provided on full day.**

Member: \$190.83 + HST, Non-Members: \$195 + HST (Prices include \$48 material fee)

## 2A102 Intermediate Glass On Glass Mosaic (W)

John Highley, B.Ed., O.C.T., B.Sc.

Sunday: November 1 & 8, 9:30 a.m. – 3:30 p.m. & Sunday: November 15, 9:30 a.m. – 11:30 a.m. (3 days)

Move your glass mosaic skills to the next level as you create a framed 9 to 11-inch circle or square mosaic—ready to be hung or displayed in a stand. This three-session workshop is for artists who have taken a beginner's mosaic class or have some experience creating glass on glass mosaics. Choose from over 50 ready-to-make designs or use one of your own pre-approved by the instructor. All materials will be provided including the final frame. **30-minute break for lunch provided on full days.**

Member: \$273.12 + HST, Non-Members: \$279 + HST (Prices include \$75 material fee)

## 2A103 **\*NEW\*** Lino Block Printing

Giulia Morosin, B.F.A.

Wednesday: November 4 – December 2 (5 weeks) 7:00 p.m. – 9:30 p.m.

A new 5-week edition! Come and learn the art of carving a lino block to create single and multi-coloured limited edition prints. Start with the perfect design, carve your block and then print as many copies as you wish. We'll discuss techniques for using the carving blades, the ideal paper to use, how to layer colours and much more—all sure to produce vibrant results. Printing on paper or fabrics such as a tea towel or tote bag is also an option. For all levels—beginners welcome.

Members: \$179.69 + HST, Non-Members: \$185 + HST

## 2A104 **Silkscreen Studio** (W)

Giulia Morosin, B.F.A.

Sunday: November 29 (1 day) 9:30 a.m. – 3:30 p.m.

Let's get back to the roots of printmaking with this fun and creative silk screening workshop. Learn the basics of screen printing as you design and print your own artwork on t-shirts, tote bags, tea towels—or even paper. We'll begin sketching out your design, then dive into the process of transferring it to a screen and pulling prints using a one or two-colour technique. Whether you're printing on fabric or paper, this is a messily fun adventure—don't forget your apron. Open to all skill levels and perfect for anyone looking to explore a bold and expressive art form. Paper provided—bring along any fabric items you'd like to transform.

Members: \$96.57 + HST, Non-Members: \$99 + HST (Prices include \$10 material fee)

## 2A105 **\*NEW\*** Drypoint On Tetra Paks (W)

Matt McInnes, AOCAD

Sunday: October 11 (1 day) 9:30 a.m. – 3:30 p.m.

A great introduction to the sustainable and accessible printmaking technique of Drypoint on Tetra Paks (recycled milk or juice cartons). Come and learn how to transform used tetra pak cartons into intaglio printing plates, creating detailed and textured prints without the need for acid or specialized metal or single use plastic plates. We'll use soy based, water soluble Akua inks. It's an inspiring and inventive Sunday session for all levels and with an added bonus—all materials provided.

Members: \$96.57 + HST, Non-Members: \$99 + HST (Prices include \$10 material fee)

## 2A106 **Printing With Gelli Plates** (W)

Tina Destro, B.A.

**A:** Saturday: September 19 (1 day) 10:00 a.m. – 3:00 p.m.

**B:** Sunday: December 6 (1 day) 10:00 a.m. – 3:00 p.m.

Fall in love with gel printing. The reusable gelatin plates allow you to make unique monoprints without a large, expensive press. We'll explore object printing, relief, botanicals, printing on fabric and wood, image transfers and painterly prints while working with fluid acrylics for textures and interesting results. A fun class for beginner to intermediate printmakers—it's all about experimenting and discovering where the creative potential of gelli plates will lead us. There will be many interesting items to choose from but feel free to bring your own favourite items, magazines or images with good contrast.

Members: \$82.99 + HST, Non-Members: \$85 + HST (Prices include \$10 material fee)

## 2A107 **Gelli Printing Fundamentals: Exploring Botanicals** (W)

Taruna Singh, A.A.

Sunday: November 15 (1 day) 9:30 a.m. – 3:30 p.m.

Join Taruna for an introduction to Gelli plate printing, focused on playful experimentation and natural textures. You'll begin by learning gelli printing fundamentals, including layering, mark-making, and monoprint techniques using acrylic paint, a gelli plate and a brayer. In the second half of the workshop, botanicals such as leaves and flowers will be introduced to explore organic forms, texture and negative space. See what results emerge when you create a series of prints on a variety of papers, then layer and assemble them into a small mixed media composition. No prior experience is required—just a willingness to explore, experiment and create.

Members: \$102.54 + HST, Non-Members: \$105 + HST (Prices include \$15 material fee)

## 2A108 **Weaving 101** (W)

Emma Enright, B. Des.

Sunday: October 4 (1 day) 9:30 a.m. – 3:30 p.m.

Discover the rewarding art of weaving on a tapestry loom to create a hand-woven work. In this day long session, you'll learn about the different materials and fibres one can use, weaving methods, how to attach the artwork to a dowel and then practice the hemstitch as a finishing technique. No previous experience required.

Members: \$116.57 + HST, Non-Members: \$119 + HST (Prices include \$30 material fee)

## 2A109 **\*NEW\* Tapestry Weaving**

Ixchel Suárez, B.A., M.MSt

Tuesday: September 22 – October 27 (6 weeks) 7:00 p.m. – 9:30 p.m.

A welcoming six-week exploration of tapestry weaving for both beginners and experienced artists. You'll learn essential techniques such as loom setup, warping and basic weaves while developing your own imagery through small woven studies. For more advanced participants, there's the opportunity to refine your skills in colour blending, structure and personal expression within a contemporary fibre context. It's a supportive, hands-on environment where traditional skills meet creative exploration. No previous experience required.

Members: \$248.64 + HST, Non-Members: \$255 + HST (Prices include \$35 material fee)

## 2A110 **\*NEW\* A Contemporary Quilt Story**

Ixchel Suárez, B.A., M.MSt

Thursday: September 24 – November 12 (8 weeks) 7:00 p.m. – 9:30 p.m.

Rooted in over 20 years of artistic research, this exciting course expands traditional quilting into a contemporary, expressive medium—an immersive exploration of textile as narrative. You'll create a 1x1 metre artwork that moves between quilting, embroidery and soft sculpture while exploring stitching as drawing, layering as memory and material as storytelling. Develop your personal visual language using diverse materials such as threads, fabrics, fibres and found elements. The course unfolds through four key stages: understanding materials, designing a project, writing a personal narrative and exploring material possibilities. You'll come away with a unique textile artwork that reflects your story through the use of layers, textures and time. Open to all levels—no previous experience required.

Members: \$287.41 + HST, Non-Members: \$295 + HST (Prices include \$30 material fee)

## 2A111 **\*NEW\* Needle Felt Design**

Ixchel Suárez, B.A., M.MSt

Sunday: November 1 – November 22 (4 weeks) 1:00 p.m. – 3:30 p.m.

This is a fun, hands-on exploration of sculptural and surface design using needle felting techniques. You'll learn how to transform wool fibres into textured forms—whether they be small objects or dimensional compositions. Experiment with colour, layering and form to create unique tactile artworks and add a new element to your art making abilities. No previous experience required—come give it a go.

Members: \$170.74 + HST, Non-Members: \$175 + HST (Prices include \$25 material fee)

## 2A112 **Introduction To Hand-Sewn Soft-Sculpture** (W)

Ariella Boltinsky, B.F.A., M.T.

Sunday: October 18 (1 day) 9:30 a.m. – 3:30 p.m.

Unlock the creative potential of fabric and discover how it can transform into dynamic, three-dimensional art in this beginner-friendly hand-sewing workshop. Whether you're dreaming of playful stuffies and keychains, curious about 3-D quilting techniques or eager to explore the expressive world of soft sculpture, this class is your gateway to dimensional textile art. Through guided instruction, you'll learn the foundational skills of working with needle and thread to build sculptural forms from fabric—no prior experience needed. Come ready to stitch, shape and bring your ideas to life in soft, tactile form.

Members: \$96.57 + HST, Non-Members: \$99 + HST (Prices include \$10 material fee)

## 2A113 **\*NEW\* Sewing Machines 101** (W)

Ariella Boltinsky, B.F.A., M.T.

Sunday: November 29 (1 day) 9:30 a.m. – 3:30 p.m.

Dust off that sewing machine and join us for a creative day of textile making. This class is a "slow-fashion" jumping-off point for anyone who wants to learn to sew their own home decor or simple accessories. This beginner-friendly and relaxed intensive covers the "Big Three" of sewing—Setup, Stitching and Solving. Ariella will guide you through threading and machine maintenance before introducing a simple, satisfying project. No experience necessary—just bring your curiosity (and your machine, if you have one). You'll wrap the day with a finished project and the skills needed to start your next one at home. Bringing your own working sewing machine is recommended, but not required as a limited number of school machines will be available.

Members: \$96.57 + HST, Non-Members: \$99 + HST (Prices include \$10 material fee)

## 2A114 **Basics For Embroidery** (W)

Emma Enright, B. Des.

Saturday: September 19 (1 day) 9:30 a.m. – 3:30 p.m.

Working off an embroidery hoop, you'll learn how to create a straight stitch, a French knot and other techniques to incorporate into your embroidery design. It's a fun and engaging Sunday for all levels of textile artists—no previous experience required.

Members: \$116.57 + HST, Non-Members: \$119 + HST (Prices include \$30 material fee)

## 2A115 **Original Stitched Ornaments** (W)

Shannon Quigley, M.A.

Sunday: November 29 & December 6 (2 days) 1:00 p.m. – 3:30 p.m.

Make your own embroidered ornament. Whether it's something unique for your holiday decor or a gift for a loved one, you'll work with textile artist Shannon Quigley to bring your ornament design ideas to life. This is a two-part workshop—in the first session we'll work together to turn your ideas into a pattern by tracing images (bring some inspirational photos on your phone) while also learning a few embroidery stitches. In the second session, we'll create a stitch plan and start embroidering your ornament. This workshop is open to all skill levels—from complete beginners to experienced stitchers.

Members: \$92.54 + HST, Non-Members: \$95 + HST (Prices include \$5 material fee)

## 2A116 **Mindful Slow Stitch For Busy People** (W)

Kelly Wolf

Sunday: November 22 (1 day) 1:00 p.m. – 3:30 p.m.

You deserve a little break. We know it's sometimes difficult to make time for yourself and your artistic projects. What if you could make it easier to pick up a creative project on the go? In this workshop, you'll learn the calming, expressive sewing practice of slow stitch and how to assemble your own traveling slow stitch kit. You'll leave with a started handheld stress relief project plus a means for holding your additional supplies. No sewing experience is necessary. Ideal for caregivers and those with hectic lives looking for an outlet to nurture their creative side.

Members: \$67.77 + HST, Non-Members: \$69 + HST (Prices include \$20 material fee)

# Art History & Special Interest

## 2A117 **Art History – Artist's Lives (Online)** (L)

Rosemary VanderBreggen (Fleming & Sheridan Colleges)

Monday: September 21 – November 2 (6 weeks) 1:00 p.m. – 3:30 p.m. | **Note: no class on Oct. 12**

Back for Fall. This unique class offers a blend of lecture, discussion and engaging art exercises as we look at a new selection of artists past and present who pursued making art to a level of success. We'll explore their history, education, lifestyle, family and social influences, and the experiences that shaped their creative life and perspectives. Bring a sketch/note pad and drawing tools—coloured pencils/markers or a watercolour kit. We'll engage in discussion, make notes and sketch up ideas in our journals based on each artists' work as we look to apply new concepts to our art practice. No previous art experience required—beginners can get their feet wet while more advanced students can use this series to go deeper into your creative process.

Members: \$212.67 + HST, Non-Members: \$219 + HST

# Art History & Special Interest

## 2A118 **\*NEW\*** The Art Of Travel: European Cities of Style

Mark Challen, B.A.

Friday: September 25 – November 13 (8 weeks) 1:00 p.m. – 3:30 p.m.

Pack your imagination and set off on a richly illustrated journey through some of Europe's most captivating destinations. From the grand hotels and department stores of London to the legendary ateliers and cafés of Paris—and from the charming canals of Amsterdam to the sunlit boulevards of Madrid—you'll discover the artistic creators and historic neighbourhoods that give each city its unique sense of style. Share stories about your own adventures in travel, discuss art and fashion in the news, and try your hand at illustrating a collection of travel-themed cards. Previous art history experience is not required. All supplies provided.

Members: \$271.44 + HST, Non-Members: \$279 + HST (Prices include \$15 material fee)

## 2A119 **\*NEW\*** Calligraphy – Italics

Aline Chan

Tuesday: September 22 – October 20 (5 weeks) 9:30 a.m. – 12:00 p.m.

Italics was originally used for official Vatican documents and was designed for beauty and efficiency. It is widely used for invitations, greeting cards and journals because it can be formal or casual. And, it's popular for beginners due to the structured nature of its forms and its adaptability to both traditional and contemporary styles. In this class, you'll receive an introduction to calligraphy's tools and techniques as you explore this lively cursive. The results are sure to deliver an air of elegance and expressiveness to your correspondence, invitations and art designs. No previous skills required. Bring your 3mm Pilot Parallel pen. Ink will be supplied.

Members: \$179.69 + HST, Non-Members: \$185 + HST

## 2A120 **\*NEW\*** Promoting Your Art On Instagram (W)

James Gummerson (Sheridan College)

Saturday: September 19 (1 day) 1:00 p.m. – 2:00 p.m.

It's important to "bring your followers along on your creative journey," said James. "Maybe you should teach a workshop and show us how," we replied. He'll be here for this Saturday session to do just that, sharing his tips as a working artist using Instagram to cultivate a following and keep potential buyers intrigued. What works? What are good content posts? How do you measure engagement success? This is not a workshop on how to use the Instagram app, but an overview sharing examples, best practices, ideas and more.

FREE. Advanced Registration required.

## 2A121 Pricing Your Art (W)

Andrea Jackman, B.A., M.A.

Monday: September 21 (1 day) 2:00 p.m. – 3:00 p.m.

Whether you're a beginner artist or a seasoned vet, pricing your artwork to ensure a sale can be a challenge. Set too low a price and you could be misrepresenting yourself—too high and your artwork starts piling up in the studio. What's the ideal balance? This workshop with curator Andrea Jackman of Earls Court Gallery will share best practices and tips for pricing your art. The format will be an initial presentation of information followed by a group discussion driven by your questions.

FREE. Advanced Registration required.

## 2A122 **\*NEW\*** Tips For Photographing Your Artwork (W)

Barry Gray (Conestoga College)

Saturday: September 26 (1 day) 10:30 a.m. – 11:30 a.m.

An expert photographer and part of our Art Auction photography team, Barry knows a few things about capturing accurate artwork images on camera. This overview includes a basic set up using a natural light source, options for implementing simple panel lighting, exploring best practices for photographing reflective pieces and even some tips on capturing 3-D items. Whether you use a smartphone or your DSLR/mirrorless, the secrets revealed are sure to help you capture better social media ready images of your artwork. Bring your camera if you prefer, but not necessary. Note: this is not a workshop on how to use your camera.

FREE. Advanced Registration required.



**SEPT 18.  
to OCT. 4**



because learning should be  
**ACCESSIBLE.**

because creativity is  
**UNIVERSAL.**

because **ART CHANGES  
EVERYTHING.**

DVSA was founded on a vision and more than 60 years later that vision continues to inspire creativity in our region. Over 40% of DVSA's annual art programming costs are met through support from our community.

**Share our vision.**

Donate today at: [dvsa.ca/donate](https://dvsa.ca/donate)  
and **imagine the possibilities.**



**OPEN  
HOUSE**

SUNDAY DEC. 6  
1:00–3:00PM

# STUDIO FINE ART PRACTICE & THEORY

**3-Year, Full-Time,  
College Diploma Program**

Gain the skills and knowledge to move forward as a professional artist and work in the visual arts industry.



[dvsa.ca/full-time](https://dvsa.ca/full-time)

Open for inquiries & applications



DUNDAS VALLEY  
SCHOOL OF ART

# Registration



## Online

[www.dvsa.ca](http://www.dvsa.ca)



## Phone

905-628-6357 ext. 1



## In Person

21 Ogilvie St.  
Dundas, ON

### Early Bird Registration Friday, July 31 by 4:00pm

**Register before the deadline** and you will be automatically entered in a draw to win one FREE class or workshop.

#### Fall Office & Gallery Hours

Monday to Friday 9:00am – 9:30pm

Saturdays and most Sundays 9:00am – 4:00pm

Closed: Sept. 30 (National Day for Truth and Reconciliation), Oct. 12 (Thanksgiving)

#### Payment

Full payment is required at the time of registration.

DVSA accepts cash, Visa, Mastercard and Interac. 

**Students 65 and over** receive a 10% discount off tuition for all full term courses (8 weeks or longer). Discounts must be requested when registering and we may ask for verification.

#### Materials

Materials for all adult classes are to be provided by the student, unless otherwise stated. Course material lists and necessary information will be emailed prior to the first class and/or made available on the DVSA website. Materials for children's classes are included, unless otherwise stated.

#### Age Requirements

Adult classes are intended for students ages 16+. Students under the age of 16 must receive permission from the Visual Arts Director and course instructor before enrolling.

#### Parking

There is on-street parking around the school and a municipal lot located on Hatt Street, half a block west of the school. Visit [dvsa.ca/contact](http://dvsa.ca/contact) for more information.

#### We Want You To ❤️ Your Program

If you've chosen a class that isn't the right fit, let us know within the first two classes (ideally, the sooner the better!) and we'll work with you to find an alternate program in the same term. A transfer fee of \$15+HST will apply.

## Refunds, Withdrawals & Transfers

We offer full refunds on cancelled classes. Every attempt will first be made to identify an alternative course suitable to the student. If this is not possible, the cancelled course will be fully refunded.

All monetary refunds requested by registrants are subject to a \$25+HST administrative fee. All requests for course/camp refunds must be made at least 2 weeks prior to the start date of a course/camp. If a request is made after the 2 week notice period, but prior to the start date of the course, a 50% refund for the tuition portion of fees (minus \$25 + HST administrative charge) will be refunded (note: this option does not apply to children's March Break, Winter or Summer Art Camp.)

Should you request to withdraw from a class/workshop, please be aware the registration fee, lab fee, model and/or material fees + HST are non-refundable.

**No monetary refunds will be issued after the start date of the course** unless there is a prolonged absence due to illness. For medical reasons, withdrawal is available up until the third class and a pro-rated percentage of the tuition will be refunded less applicable fees and taxes.

Please review our full policies, procedures and fine print on our website at [dvsa.ca/policies](http://dvsa.ca/policies)

*"At whatever level, DVSA teachers make you feel confident and creative. Art brings goodness back to the world and it's just lovely to learn in an environment that is positive and uplifting with other people searching for the same."*

– KIM BENDER

## Become a Member



**3%<sup>o</sup>  
DISCOUNT**

off course tuition  
(cannot be combined  
with Seniors' Discount)

**ADVANCE  
REGISTRATION**

for courses, workshops, and  
Summer Art Camps

**RETAIL  
DISCOUNT**

at select retailers:  
The Revival Art Store,  
Wyndham Art Supplies,  
Mixed Media and more

**Single**

**\$40<sup>+HST</sup>**

Purchase your membership online through your ProClass account or by calling 905-628-6357 #1

**Family\***

**\$80<sup>+HST</sup>**

Please purchase your membership first if you want to apply it to courses for the term.

\*Members must reside at the same address.

# Artist Talks

Free. Reserve your spot at [dvsa.ca](http://dvsa.ca)



## Christina Sealey

Friday, Oct. 30  
7:00–8:30pm




Join us for this special session with Hamilton musician and artist, Christina Sealey as she explores her stylistic shifts and the influence of earlier work on her new series.

Holding an MFA in Drawing and Painting from the Edinburgh College of Art and a BA (Hons.) from McMaster University, Christina has exhibited in galleries and art centres throughout Canada and the UK. Her work is represented in numerous collections including The Art Gallery of Hamilton, The Frederick Horseman Varley Gallery, The Hamilton Club, Standard Life Scotland and the private collection of Margaret Trudeau.


She has been awarded grants for her painting from both the Ontario Arts Council and the Canada Council for the Arts and from private foundations including the Pollock-Krasner and Elizabeth Greenshields Foundations. Christina has taught painting and drawing at Sheridan College, Brock University, OCAD University and McMaster University.

Artwork: *Pathway Through A Garden*, 2019, oil on canvas, 30 x 36 in.



## Christopher Cape

Thursday, Nov. 26  
1:00–2:00pm



A DVSA Art Auction favourite, we're delighted to have Christopher join us for this afternoon talk and share more about his painting work and process.

Christopher works in Guelph, Ontario, infusing the traditional art form of Impressionism with modern, abstracted, visual language. His paintings are more than representations of a landscape—they serve as artifacts, capturing the essence of the environments he explores.

Born under the Gemini sign in 1976, the duality of life comes through in his work. He seeks to activate a place in the viewer where the location of a painting may be found internally. Gestural painting strokes—the foundation of his classical training at Sheridan College—keep the work breathing.

# No frame. *Same game.*

We're moving beyond the Little Black Frame with an exciting twist for our annual art draw.

Same classic game with chances to win artwork in a variety of fresh formats.

**SAVE THE DATE**

***November 7***



DUNDAS VALLEY SCHOOL OF ART

There's an  
artist in  
all of us.

Register online  
at [dvsa.ca](https://dvsa.ca)



21 Ogilvie St.  
Dundas, Ontario  
L9H 2S1

905.628.6357  
[info@dvsa.ca](mailto:info@dvsa.ca)  
[dvsa.ca](https://dvsa.ca)

**Fall 2026**  
**Adult & Children Programs**