

There's an artist
in all of us.



DUNDAS VALLEY SCHOOL OF ART

FALL 2025

Adult & Children Programs

**STUDIO
FINE ART
DIPLOMA
PROGRAM**

See pg. 51

"Blue Box" (detail) by DVSA Artist, Judy Currier

Classes offered in: Drawing • Painting • Pottery • Art History • Photography
Jewellery • Sculpture • Textile Art • Printmaking • Glass Art and more

Register online at dvs.ca

*“Don’t wait for
inspiration. It comes
while working”*

— HENRI MATISSE



A thriving hub for artists and art instruction, Dundas Valley School of Art is an independent not-for-profit art school, serving the Hamilton region since 1964. Through our courses, lectures and workshops, we provide high-quality and accessible visual arts education to over 8,000 registrants annually, bringing together artists of all ages and from all walks of life.



Accessibility

Dundas Valley School of Art is committed to ensuring equal access and participation for people with disabilities, allowing them to maintain their dignity and independence. We provide the same opportunity to access DVSA's goods, services and facility by working to remove and prevent barriers to accessibility. If you require information in an accessible format, send an email to info@dvsa.ca or call us at **905-628-6357 ext. 1**.

This term, Dundas Valley School of Art is grateful for the support provided by



DVSA is a charitable organization. Charitable # 118889484RR0001

EARLY BIRD REGISTRATION

Sign up by August 1 and you could win your class for FREE. See page 52 for details.

FOLLOW US!

-  Dundas Valley School of Art
-  @dvsa.ca
-  @dvsa.ca
-  @dvsa.ca
-  @dvsaartschool

COURSE PRE-REQUISITES

Beginner or Introductory




For students with little to no background in that art form.

Intermediate

Some art background in that subject, typically two or more classes.

Advanced

The student has taken three or more courses in the medium or in related skill areas.

-  – denotes 1 or 2 day workshop
-  – denotes course is online
-  – denotes course is held at Ancaster Memorial Arts Centre (AMAC)

5 Children & Teen Classes

- 6 Children & Teen Classes
- 14 Parent & Child Classes

16 Adult Classes

- 19 Friday Night Workshops
- 21 Drawing
- 25 Painting
- 36 Botanical Art
- 37 Pottery
- 41 Sculpture
- 42 Photography
- 45 Glass Art
- 46 Printmaking
- 47 Textile Art
- 48 Jewellery
- 48 Art History & Special Interest

51 Studio Fine Art Diploma Program

52 Registration

54 Artist Talks

New Courses for Fall



Beginners' Portrait and Life Drawing with Ward Shipman

Discover the rewarding experience of drawing the human subject. You'll learn techniques in observation and drawing along with a study of contour lines, blocking, gestures and sustained poses. Designed specifically for novices, Ward brings a user-friendly approach and oodles of drawing expertise sure to grow your art practice.

A Personal Mapping Art Walk with Matt McInnes

An engaging and original drawing workshop where you'll create a personal map of Dundas. The day includes a walk around the town with Matt to sketch historic sites, abandoned spaces or buildings and landscapes – before creating a personal map of your walk using all the imagery collected. Count on an inspiring day.

Artwork: Matt McInnes



Exploring Impressionism: Helen McNicoll & Berthe Morisot with Diana Gordon

“Capturing the moment” or “capturing sunlight with short daubs of bright paint” describes the enchanting images of Toronto artist, Helen McNicoll and Parisian artist, Berthe Morisot. In this class, you'll examine Impressionist techniques and approaches, then copy a work by these two highly regarded women artists before taking what you've learned to embark on your own piece(s).

Left: *The Apple Gatherer* by Helen McNicoll



Weaving 101 with Emma Enright

One of the region's brightest new stars in textile, Emma brings this intriguing workshop to DVSA sharing the rewarding art of weaving on a tapestry loom to create a hand-woven work. You'll learn about the different materials and fibres one can use and various weaving methods. No previous experience required – come and give it a go.

Artwork: Emma Enright



Art History – The Art of Illustration with Mark Challen

Not to be missed on Friday afternoons. In this fun and conversational class with the always dashing Mark Challen, you'll explore the work of some of history's most inspiring illustrators. From magazine and record covers to movie posters and children's books, you'll discover how the art of illustration enriches the worlds of fashion, design, pop culture and so much more.

Artwork: *Rêveur* (detail) by Alfons Mucha



Fall Children and Teen Classes At A Glance

Monday

After School

Little Potters Ages 4-6

NEW Little Jewellery Makers Ages 4-6

NEW Minecraft Art Ages 7+

FYP (For Your Page) Pottery Ages 8+

NEW An Unfolding Landscape Ages 11+

Anime & Manga Drawing Ages 11+

Cyber Art Ages 11+

Teen Independent Artmaking Ages 14-18

Tuesday

After School

NEW Creative Creatures Ages 4-6

Young Architects Ages 7+

Draw, Paint, Collage & Print! Ages 7+

NEW Watercolour For Teens Ages 11+

Wednesday

Morning

Preschool Art Start Ages 2-4

After School

Fall Into Fall! Ages 4-6

The Art Laboratory Ages 7+

Teen Pottery Studio A Ages 11+

Evening

Teen Pottery Ages 15-18

Thursday

After School

Little Painters Ages 4-6

NEW Storytelling Without Words Ages 7+

Teen Cartooning Ages 11+

Introduction to Stained Glass Ages 12+

Evening

The Art Oasis Ages 7+

NEW Glow In The Dark Painting Ages 7+

NEW Halloween Art Club Ages 10+

Teen Pottery Studio B Ages 11+

Friday

After School

Hair Raising Halloween Art Ages 6+

Introduction to Cartoon Animation Ages 11+

Saturday

Morning

Preschool Studio Ages 2-4

Creative Journeys Ages 4-5

Saturday Drawing & Painting Ages 5-7

Saturday Pottery & Clay Play Ages 6-8

Stitches and Style Ages 7+

Saturday Cartoons Ages 7+

Afternoon

Parent & Child Drawing & Painting Ages 4-6

Creative Journeys Ages 6-8

Saturday Drawing & Painting Ages 7-10

Stuffed Studio Ages 7+

Saturday Pottery & Clay Play Ages 9+

Landscape Painting in Acrylics or Oils Ages 11+

Workshops

September

NEW Parent & Child Autumnal Art Workshops:

Harvesting The Rainbow Ages 7+ A: September 26 & October 3

Parent & Child Pottery – Wheel 101 Ages 7+ A: September 27 & October 4

October

NEW Parent & Child Autumnal Art Workshops:

Glowing Grins Ages 7+ B: October 17

Parent & Child Pottery – Wheel 101 Ages 7+ B: October 18 & 25

NEW Parent & Child Autumnal Art Workshops: Hibernating Critters Collage Ages 7+ C: October 24

NEW Stitch It! Ages 11+: October 25 & November 1

November

Parent & Child Holiday Card Workshop Ages 6+ A: November 7 & 14

Parent & Child Pottery – Wheel 101 Ages 7+ C: November 8 & 15

Parent & Child Holiday Card Workshop Ages 6+ B: November 21 & 28

Parent & Teen Pottery – Wheel 101 Ages 11+: November 22 & 29

**Held at Ancaster
Memorial Arts Centre**



Monday After School

Creating Together: Parent & Child Art Ages 4-6

Children and Teen Classes

2C01 Fall Into Fall! Ages 4-6

Sandra Greenblatt, B.A.

Wednesday: October 1 – November 19 (8 weeks) 4:15 p.m. – 6:15 p.m.

This studio is filled with seasonal projects designed to develop your young artist's skills in drawing, painting, printmaking and collage. Our colourful art will highlight leaves, pumpkins, apples and other autumn themes as we learn about colour, line, shape and texture. A special story time will be included each week with a focus on how famous artists see our world in this glorious Fall season of colour.

Members: \$213.12 + HST, Non-Members: \$219 + HST

2C02 Little Painters Ages 4-6

Amanda Jameson, B.F.A.

Thursday: September 25 – November 27 (10 weeks) 4:15 p.m. – 6:15 p.m.

Art smocks on! In this studio, it's all about vibrant colour, imaginative brushwork and an exploration of watercolour, tempura and gouache painting. Using animals, nature, outer space and the fall landscape for inspiration, we'll experiment with a variety of different styles and techniques to bring about our painted creations. We'll also check in on works by historical artists to see how their methods can inspire our own painting adventures.

Members: \$261.62 + HST, Non-Members: \$269 + HST

2C03 ***NEW*** Creative Creatures Ages 4-6

Heather Smith, B.A.

Tuesday: September 23 – December 2 (10 weeks) 4:15 p.m. – 6:15 p.m.

Drawing, painting, sculpting, mask making and puppets too – in this course, we'll draw inspiration from the animal kingdom, focusing on favorite critters from different habitats to create our animal-themed art projects from a range of media. We'll explore the animals that appear in the works of famous artists like Matisse, Kahlo and Rousseau and observe from wildlife photos and even still-life stuffies. Whether it's our domestic pet friends or those more wild and rare, your creature-obsessed artist will love the opportunity to learn new art techniques for bringing these animals to life. It's sure to be a hoot and howl. ***Please note: there will be**

no class on September 30th*

Members: \$261.62 + HST, Non-Members: \$269 + HST

2C04 Little Potters Ages 4-6

Amanda Jameson, B.F.A.

Monday: September 22 – November 3 (6 weeks) 4:15 p.m. – 6:15 p.m.

An afternoon for your little one to explore the world of clay creation. While introducing basic pottery techniques, we'll focus on fun handbuilding projects that draw on themes such as nature, animals and outer space. Plenty of time for individual exploration – plenty of clay for imaginations to take flight! ***Please note:**

there will be no class on October 13th*

Members: \$174.53 + HST, Non-Members: \$179 + HST

2C05 ***NEW*** Little Jewellery Makers Ages 4-6

Amanda Jameson, B.F.A.

Monday: November 10 – December 1 (4 weeks) 4:15 p.m. – 6:15 p.m.

Sparkle, shine and string away! In this fun-filled class, we'll pack our jewellery boxes with one-of-a-kind pieces as the young creators explore the colourful world of jewellery making with projects designed specifically for little hands and big imaginations. Each week is a new adventure exploring engaging techniques including stringing, knot making and loops as we create beaded bracelets, dazzling necklaces, stylish keychains and more.

Members: \$121.94 + HST, Non-Members: \$125 + HST

Children and Teen Classes

2C06 Creative Journeys

Tina Destro, B.A.

Saturday: September 27 – November 29 (10 weeks)

A: 10:00 a.m. – 12:00 p.m. Ages 4-5

B: 1:00 p.m. – 3:00 p.m. Ages 6-8

Each Saturday brings a new and exciting art expedition as we explore a variety of engaging projects while developing fundamental art skills and language. Inspired by famous artists, abstract art, book illustrations and found objects from our “idea table,” we’ll draw, paint and sculpt, experimenting with a range of materials – watercolour, charcoal, acrylics and more. Finding inspiration in the natural world and stories all lead to studio time focused on self-expression and cultivating a lively imagination.

Members: \$261.62 + HST, Non-Members: \$269 + HST

2C07 Saturday Drawing & Painting

Lena Montecalvo

Saturday: September 27 – November 29 (9 weeks)

A: 10:00 a.m. – 12:00 p.m. Ages 5-7

B: 1:00 p.m. – 3:00 p.m. Ages 7-10

Further develop your child’s creative literacy skills through traditional and experimental methods of artmaking. The artists will explore nature and their imaginations using pencils, ink, pastels and various forms of paint. We’ll celebrate a love for lines and draw and paint with simple steps and familiar shapes. Projects may include landscapes, portraits and still life, involving favourite animals, fantasy creatures and other flights of fancy directly from the screen and storybooks. ***Please note: there will be no class on November 8th***

Members: \$238.24 + HST, Non-Members: \$245 + HST

2C08 Hair Raising Halloween Art Ages 6+

Heather Smith, B.A.

Friday: October 3 – October 24 (4 weeks) 4:15 p.m. – 6:15 p.m.

Is your child EXTRA excited for Halloween? Is carving the jack o’lantern at home just not enough to entertain their spine-chilling spirit? In these art sessions leading up to the big night, we’ll draw costumed self-portraits, paint and collage chilling haunted house scenes and design spooky lanterns and masks. It’s a slew of spook-tacular creative activities sure to have them ready for trick or treating.

Members: \$121.94 + HST, Non-Members: \$125 + HST



Children and Teen Classes

2C09 Saturday Pottery & Clay Play

Marina Van Raay, B.A.

Saturday: September 27 – November 29 (10 weeks)

A: 10:00 a.m. – 12:00 p.m. Ages 6-8

B: 1:00 p.m. – 3:00 p.m. Ages 9+

Always a weekend favourite. Your young potter will explore the expressive nature of clay as they learn the basics of handbuilding and throwing on the pottery wheel. We'll investigate new methods of making and try our hands at imaginative projects like pinch pot animal sculptures, coil-built cactus pots or functional hand thrown bowls. Basic glazing and decoration techniques will also be introduced in this fun, fast program.

Dress for mud!

Members: \$271.53 + HST, Non-Members: \$279 + HST

2C10 Young Architects Ages 7+

Natasja Bischoff, B.F.A.

Tuesday: September 23 – December 2 (10 weeks) 4:15 p.m. – 6:15 p.m.

Does your child love to build? If so, pull out the hardhat for studio sessions constructing 3-D creations from a variety of materials as we explore line, shape, colour and the physics/engineering concepts that go into designing and erecting a building. This exciting class will bring out the Frank Gehry in your child as they discover how their imagination relates to the architectural world around them. ***Please note: there will be no class on September 30th***

Members: \$261.62 + HST, Non-Members: \$269 + HST

2C11 Stitches and Style Ages 7+

Ariella Boltinsky, B.F.A.

Saturday: September 27 – November 29 (10 weeks) 10:00 a.m. – 12:00 p.m.

The ultimate class for budding fashion designers and sewing enthusiasts. We'll dive into the world of patternmaking as we learn to draft, measure, adjust and confidently follow sewing patterns using a fun and engaging process. Whether your child dreams of designing clothes for themselves, their toys or dolls, these studio sessions will teach them about the tools and techniques sure to transform their ideas into fashion fandom. A basic knowledge of sewing is recommended.

Members: \$261.62 + HST, Non-Members: \$269 + HST



Learn more & register
at dvsa.ca

P.A. DAY CAMPS

**September 19
October 24
November 21**

Make the most of HWDSB
and HCWDSB P.A. Days
by bringing your young
artist(s) to our special P.A.
Day Art Camps.

WINTER CAMPS

January 2

Keep your artist
creatively busy during
the post-New Year's day
before school resumes
after the winter holidays.

Children and Teen Classes

2C12 Stuffie Studio Ages 7+

Ariella Boltinsky, B.F.A.

Saturday: September 27 – November 29 (10 weeks) 1:00 p.m. – 3:00 p.m.

It's art you can squeeze! Creating stuffies is a great way to explore fibre art and sculpture. We'll design something fantastical from the wilds of our imaginations and learn different techniques such as pattern making, hand-sewing and more. Someone bar the door – this studio will be overflowing with stuffie characters.

Members: \$261.62 + HST, Non-Members: \$269 + HST

2C13 Draw, Paint, Collage & Print! Ages 7+

Cassandra Ferguson, B.F.A., M.F.A.

Tuesday: September 23 – November 4 (6 weeks) 4:15 p.m. – 6:15 p.m.

An ideal studio time for creative thinkers who enjoy dabbling in various modes of art making. We'll cut, paste, layer, stamp, shade and mark as we explore a variety of 2D mediums such as painting, drawing, printmaking and collage. Materials for experimentation include pastels, inks, watercolour, tempera and acrylic paints, each contributing to exciting new possibilities for expression and a diverse collection of fresh artworks. ***Please note: there will be no class on September 30th***

Members: \$164.62 + HST, Non-Members: \$169 + HST

2C14 ***NEW*** Minecraft Art Ages 7+

Kento Cady, B.A.

Monday: September 22 – December 1 (10 weeks) 4:15 p.m. – 6:15 p.m.

If your young artist loves the Minecraft game and movie, they'll love this studio time. Experimenting with a variety of art mediums, we'll create characters and comics, delve into block printing, bring mobs to reality with paper sculpture and much more – all inspired by the art and design of the Minecraft environment. This wide-ranging course is ideal for artists of all abilities – no prior art experience required. Note: the focus of our studio sessions will be hands-on art making. Minecraft gaming is reserved for home time. ***Please also note: there will be no class on October 13th***

Members: \$261.62 + HST, Non-Members: \$269 + HST

2C15 The Art Laboratory Ages 7+

Miles Wallace, B.A., O.C.T.

Wednesday: September 24 – November 26 (10 weeks) 4:15 p.m. – 6:15 p.m.

The ever-popular mashup of art and science returns with new projects for Fall. We'll apply our art skills to construct eye-popping projects of a scientific nature that test the principles of physics and chemistry. Catapults, hieroglyphics, air cannons, optical illusions, straw rockets, slime fun, 3-D solar systems, sailing vessels – need we say more? Stand back and strap on the protective eyewear – this could get interesting...

Members: \$261.62 + HST, Non-Members: \$269 + HST

2C16 Saturday Cartoons Ages 7+

Miles Wallace, B.A., O.C.T.

Saturday: September 27 – November 29 (10 weeks) 10:00 a.m. – 12:00 p.m.

Imaginations will ignite as the cartoon artists design their own illustrations and comic strips while learning about key art concepts. Topics include contour drawing techniques and exercises, cartoon character features, how to reference and embellish caricatures and how to produce a comic strip. Projects will focus on using line, shape, colour, texture, form, value and space to hone illustration skills with several different fun and engaging cartoon themed activities. This course is great for beginner artists – no pre-requisites required.

Members: \$261.62 + HST, Non-Members: \$269 + HST

Children and Teen Classes

2C17 The Art Oasis Ages 7+

Amanda Jameson, B.F.A.

Thursday: September 25 – October 16 (4 weeks) 6:30 p.m. – 8:00 p.m.

A course designed to inspire all levels of young artists and enhance their skills in both drawing and painting. Fun weekly projects are focused on studying modern and classic painting styles and developing skills in blending, perspective, the use of light & shadow and creating atmosphere to add drama and depth to a composition. We'll explore familiar and new materials such as chalk, charcoal, pastels and conte, and dive into watercolour, acrylic, gouache and inks. It's an active studio with a creative buzz sure to foster a young artist's individual style.

Members: \$96.72 + HST, Non-Members: \$99 + HST

2C18 ***NEW*** Glow In The Dark Painting Ages 7+

Amanda Jameson, B.F.A.

Thursday: October 23 – November 27 (6 weeks) 6:30 p.m. – 8:00 p.m.

Time to light up our imaginations. In this engaging painting class, the young artists will dive into the magical world of glow in the dark art using acrylic paints and special glowing mediums. Each week, we'll explore new themes such as glimmering galaxies, neon animals, underwater worlds and radiant gardens. Along the way, we'll harness all the fun to develop painting techniques such as layering, color mixing and creating contrast between light and shadow. A class perfect for creatives who love to paint, experiment and watch their art spring to life when the lights go out.

Members: \$131.64 + HST, Non-Members: \$135 + HST

2C19 ***NEW*** Storytelling Without Words Ages 7+

Heather Smith, B.A.

Thursday: September 25 – November 27 (10 weeks) 4:15 p.m. – 6:15 p.m.

How do you tell an engaging story without using words? That's the challenge in this unique class for the artist who loves to weave a good tale as much as they love to draw and paint. We'll observe and practice the art of setting a scene, introducing engaging characters and conveying their actions while problem-solving how to share our imagined or true stories without too many (or any!) words. It's a fun and imaginative studio time that introduces the concept of how best to communicate a narrative using symbols, expressions and colours in our illustrations and paintings.

Members: \$261.62 + HST, Non-Members: \$269 + HST

2C20 FYP (For Your Page) Pottery Ages 8+

Amanda Kopas, B.F.A.

Monday: September 22 – December 1 (10 weeks) 4:15 p.m. – 6:15 p.m.

Get ready to delve into viral TikTok pottery memes in this hands-on course. We'll focus on trends such as the ceramic food challenge, tiny pot challenge, kinsugi repair, blindfolded building and other viral pottery techniques. We'll also cover miniature throwing and sculpting along with painting and finishing techniques while focusing on scale, tromp l'oeil and muscle memory. Some previous pottery experience recommended.

***Please note: there will be no class on October 13th ***

Members: \$271.53 + HST, Non-Members: \$279 + HST

"DVSA is a wonderful place to foster children's love for all things art. The teachers are wonderful. My daughter enjoyed every minute of it and it is one of the best parts of our weekend."

– MARYAM MANGAL

Children and Teen Classes

2C21 ***NEW* Halloween Art Club Ages 10+**

Heather Smith, B.A.

Thursday: October 2 – October 23 (4 weeks) 6:30 p.m. – 8:00 p.m.

More hair-raising creative sessions leading up to the big night, this time for tween artists. Projects include haunted pen, brush and ink work with lessons on creating atmosphere and details, ghostly ceramic and paper lanterns, and autumnal acrylic paintings that explore inventive colour-mixing and brushwork for a mysterious atmosphere. Get the house ready for some eerie artwork, perfect to set the mood for trick or treating.

Members: \$106.72 + HST, Non-Members: \$109 + HST

2C22 ***NEW* Watercolour For Teens Ages 11+**

Amanda Jameson, B.F.A.

Tuesday: September 23 – November 4 (6 weeks) 4:15 p.m. – 6:15 p.m.

Express yourself through the vivid and fluid medium of watercolours. We'll review brushwork and colour mixing and build a foundation of different techniques like wet on wet, wet on dry, washes, layering and more as we paint landscapes, abstracts and still life's. There'll also be an opportunity to push the limits using our paints and other materials as we splatter, splash and pour our way into a deep dive of playful approaches.

Please note: there will be no class on September 30th

Members: \$174.62 + HST, Non-Members: \$179 + HST

2C23 ***NEW* An Unfolding Landscape Ages 11+**

Heather Smith, B.A.

Monday: September 22 – October 6 (3 weeks) 4:15 p.m. – 6:15 p.m.

Let's stretch our imaginations about what a landscape artwork can be. We'll design, draw and paint a magical long-format landscape on sturdy watercolour paper, which can then be folded for interaction and displaying in various inventive ways. We'll begin with an exploration of background, middle and foreground representation, make a mini mockup landscape to test our two-sided designs, and then draw and transfer our work before colourizing with our medium of choice – watercolour, marker or pencil crayon. The results are sure to impress and spark new ideas for future stories and art making.

Members: \$106.72 + HST, Non-Members: \$109 + HST

2C24 **Anime & Manga: Drawing Ages 11+**

Miles Wallace, B.A., O.C.T.

Monday: September 22 – October 27 (5 weeks) 4:15 p.m. – 6:15 p.m.

We'll investigate popular Anime and Manga references – old and new – and create whimsical characters and scenes inspired by those styles. Learn how to use anime and manga illustration techniques to create forms in proportion with expressive faces and unique features. Projects include designing original thematic characters, backgrounds and props, poster design and inking. ***Please note: there will be no class on October 13th***

Members: \$155.22 + HST, Non-Members: \$159 + HST

2C25 **Introduction To Cartoon Animation Ages 11+**

Mike Cope, B.A., B.Ed., O.C.T.

Friday: September 26 – November 28 (8 weeks) 4:15 p.m. – 6:15 p.m.

Bring your drawings to life as you explore the magic of cartoon animation. You'll learn about the famous 12 Basic Principles of Animation (ie. squash & stretch, anticipation, follow through & overlapping action) and get to work using special tools of the trade, including animation peg bars and lightboxes, as well as computer and camera equipment to digitize each drawing into video format. You'll also further develop your skills in cartoon character design and visual storytelling by creating your own model/expression sheets, character rotations and storyboards. At least one previous cartooning and/or drawing class is recommended. ***Please note: there will be no class on October 24th & 31st***

Members: \$299.09 + HST, Non-Members: \$305 + HST (Prices include \$75 equipment fee)

Children and Teen Classes

2C26 Teen Cartooning Ages 11+

Miles Wallace, B.A., O.C.T.

Thursday: September 25 – November 27 (10 weeks) 4:15 p.m. – 6:15 p.m.

Design your own illustrations and comic strips. This social after-school studio is a place where young illustrators can learn more about key art concepts and the many ways we can play with line and form. Projects are designed to reveal the secrets of embellishing, emphasizing, simplifying and exaggerating features to create new conceptual designs and wild original characters. Explore line, shape, colour, texture, form, value and space as you hone your illustration skills and create cartoons sure to grab the eyeballs of avid comic readers.

Members: \$271.62 + HST, Non-Members: \$279 + HST

2C27 Landscape Painting In Acrylic or Oils Ages 11+

Miles Wallace, B.A., O.C.T.

Saturday: September 27 – November 29 (10 weeks) 1:00 p.m. – 3:00 p.m.

This engaging class offers a great introduction to the foundations of landscape painting. We'll explore the concepts of light and shadow, atmospheric perspective, composition and more as we learn how to depict the natural world and its surroundings to create inspired works. Use acrylic or oil paint – your choice.

Members: \$271.62 + HST, Non-Members: \$279 + HST

2C28 Teen Pottery Studio Ages 11+

A: Wednesday: September 24 – November 26 (10 weeks) 4:15 p.m. – 6:15 p.m.

Amanda Jameson, B.F.A.

B: Thursday: September 25 – November 27 (10 weeks) 6:30 p.m. – 8:30 p.m.

Mathew Bailey

Express your inner spirit through the art of ceramics. You'll explore throwing clay on the wheel, handbuilding and a variety of surface decoration methods as you create your own pots and sculptures. A combination of guided and independent projects will help develop your technique and expand your own ideas. From vases on the wheel to carved self-portraits, this is the perfect studio for connecting with friends, building your skills and trying out new ways of creating with clay.

Members: \$297.59 + HST, Non-Members: \$305 + HST

2C29 Cyber Art Ages 11+

Miles Wallace, B.A., O.C.T.

Monday: November 3 – December 1 (5 weeks) 4:15 p.m. – 6:15 p.m.

Let's take our ideas into the media lab and design new and exciting compositions for the digital age. We'll explore Adobe software that allows us to manipulate photos, collage images and digitally paint or illustrate to create original and impactful artwork. Other projects include image restoration, superimposing, photo tracing, poster design and procedural art. By the end of the class, you'll have a handle on the basics of digital design and be using technology to create imaginative art you can share online with friends. *Artists are welcome to bring in their own device with the design program of their choice, if they prefer.*

Members: \$155.22 + HST, Non-Members: \$159 + HST

2C30 *NEW* Stitch It! Ages 11+ (W)

Shannon Quigley, M.A.

Saturday: October 25 & November 1 (2 days) 12:30 p.m. – 3:00 p.m.

Turn some heads by using sewn designs to create your personalized wardrobe. In this workshop, you'll learn how to repair your favorite pair of jeans with decorative stitching or use embroidery to add a distinctive look to your clothes. Bring a pair of jeans, a tote bag or a backpack to customize – or just practice on scrap fabric provided. You'll receive one water-soluble pattern for visible mending and you'll also learn how to create your own designs by sketching directly onto fabric and stitching over your drawing. All materials are provided – no experience is necessary.

Members: \$77.17 + HST, Non-Members: \$79 + HST

Children and Teen Classes

2C31 Introduction To Stained Glass Ages 12+

Teresa Seaton, B.F.A. (Sheridan College)

Thursday: September 25 – October 16 (4 weeks) 4:15 p.m. – 6:15 p.m.

A special after-school session. Discover the basic steps of creating a beautiful stained glass work of art. In the first class, we'll learn the techniques of cutting glass, grinding, foiling, soldering and finishing. The remaining studio sessions are for you to fabricate – under Teresa's guidance – a 6 to 9 piece suncatcher you can then take home to enjoy. Note: this is a hands-on class and a certain amount of hand coordination is required for the fabrication process.

Members: \$165.97 + HST, Non-Members: \$169 + HST (Prices include \$60 material fee)

2C32 Teen Independent Artmaking Ages 14-18

Heather Smith, B.A.

Monday: October 20 – November 24 (6 weeks) 4:15 p.m. – 6:15 p.m.

Do you often find yourself making art in your spare time? Are you looking for ways to expand your talents and develop your own art projects? This engaging program is designed for teen artists serious about moving forward with their practice. Heather will begin by providing prompts designed to get you warmed up and thinking about your own ideas. As the course progresses, you'll be guided in the development of your own unique project or series of projects with an emphasis on developing a well-rounded body of work – whether it be in painting, drawing or multi-media. Class sizes are kept small to ensure there's lots of opportunity for rich discussion and supportive critiques, as well as one-on-one guidance. You'll need to provide your own materials, based on the project that you decide to take on. See materials list for further guidance.

Members: \$150.59 + HST, Non-Members: \$155 + HST

2C33 Teen Pottery Ages 15-18

Amanda Kopas, B.F.A.

Wednesday: September 24 – November 26 (10 weeks) 7:00 p.m. – 9:00 p.m.

Specifically designed for older teens, you'll explore throwing clay on the wheel, handbuilding techniques and hot and cold surface treatments as you develop your own ceramic style. With an emphasis on skill and knowledge building, we'll go deeper into the materials, tools and techniques that will allow you to move from what your mind can envision to what your hands can create. This is a great class for connecting with new friends while developing your personal approaches and ideas in clay.

Members: \$297.59 + HST, Non-Members: \$305 + HST



FREE

FAMILY ART DAYS

Our FREE Family Art Days are all about making art and having fun with your family. Designed for beginners to advanced artists of all ages, this is a unique opportunity to create alongside one another in a variety of mediums from painting to pottery.

Hallowballoo

Sunday, October 26, 1:30–4:30 p.m.

Holiday Hoopla

Sunday, December 14, 1:30–4:30 p.m.

Family Art Days are made possible through the generous support of

incite
FOUNDATION FOR THE ARTS

Parent and Child Classes

2C34 Preschool Art Start Ages 2-4

Sandra Greenblatt, B.A.

Wednesday: October 1 – November 19 (8 weeks) 10:00 a.m. – 11:00 a.m.

Stimulate your child's senses and excite their imaginations! You'll play and work together with your child in this first-time art experience that includes drawing, painting, collage, printmaking and clay. Explore line, shape, colour, pattern and texture through seasonal activities and the works of famous artists. A special story time is included each week. One caregiver is welcome per child but required for children ages 2-3.

Members: \$184.02 + HST, Non-Members: \$189 + HST



Sandra Greenblatt

Nature, famous artists and children's literature provide the inspiration for Sandra's lessons, fostering a sense of creative play in the studio. An art educator for over 20 years, she not only teaches at DVSA, but has brought her love for art history and its genres to young artists in HWDSB and HWCDSB schools and at the Art Gallery of Hamilton. Emanating a warm and caring manner, she has a flair for creating lasting bonds with her students.

2C35 Preschool Studio Ages 2-4

Heather Smith, B.A.

Saturday: September 27 – November 29 (9 weeks) 10:00 a.m. – 11:30 a.m.

Preschool is an important phase in a child's development. Come and build new connections with your little one through various art mediums as together you explore colour, shapes and tactile experiences. Witness your child's fine motor skills developing and their synapses firing as you help to expand their world through the process of making art. ***Please note: there will be no class on November 8th***

Members: \$290.72 + HST, Non-Members: \$299 + HST

2C36 Parent & Child Drawing & Painting Ages 4-6

Heather Smith, B.A.

Saturday: September 27 – November 29 (9 weeks) 1:00 p.m. – 3:00 p.m.

Have fun drawing and painting alongside your little one as we explore a variety of art making techniques sure to ignite that shared creative spark. We'll tap into our imaginations and powers of observation as we draw to our hearts' content. Then, prepare for a rainbow of colours as we learn to mix paints and create vibrant works in a range of styles. It's an ideal weekend bonding time in the studio. ***Please note: there will be no class on November 8th***

Members: \$383.84 + HST, Non-Members: \$395 + HST

2C37 Creating Together: Parent & Child Art Ages 4-6 (Held at Ancaster Memorial AC)

Sandra Greenblatt, B.A.

Monday: September 29 – November 24 (8 weeks) 4:30 p.m. – 6:00 p.m.

Spend quality time with your young maker as you work side-by-side in the studio to create spirited pieces of art. Try different techniques in drawing, painting and collage as you explore colour, line, shape and texture. We'll focus on projects related to the beautiful colours of the Fall season and learn about the lives and works of famous artists as we create projects inspired by their styles and approaches. ***Please note: there will be no class on October 13th***

Members: \$311.62 + HST, Non-Members: \$319 + HST (Prices includes facility rental fee)

"What a wonderful time to be creative and explore colours and different mediums with our kids."

– DVSA PARENT

Parent and Child Classes

2C38 **Parent & Child Holiday Card Workshop Ages 6+** (W)

Heather Smith, B.A.

A: Friday: November 7 & 14 (2 days) 6:00 p.m. – 8:00 p.m.

B: Friday: November 21 & 28 (2 days) 6:00 p.m. – 8:00 p.m.

Be the talk of the mailbox this holiday season as you delight family and friends with your collaborative greeting cards. Using watercolours, pencil crayons and illustration markers, you and your child will learn to control brushes, blend colours, form textures and convey cozy and inventive winter scenes ready to adorn a custom set of holiday cards. Stamps sold separately. *Please note: we are unable to provide refunds/credits/transfers for these courses.*

Course fee: \$95 + HST

2C39 **Parent & Child Pottery – Wheel 101 Ages 7+** (W)

Amanda Jameson, B.F.A.

A: Saturday: September 27 & October 4 (2 days) 1:00 p.m. – 3:00 p.m.

B: Saturday: October 18 & 25 (2 days) 1:00 p.m. – 3:00 p.m.

C: Saturday: November 8 & 15 (2 days) 1:00 p.m. – 3:00 p.m.

A special afternoon time for young potters 7+ to create with a family member. Together you'll explore the joys of clay as you learn to throw on the pottery wheel and create pieces in this fun and fast program.

Warning: pottery is highly addictive and may cause outbreaks of creativity, new ideas and gales of laughter...

Please note: we are unable to provide refunds/credits/transfers for these courses.

Course Fee: \$95 + HST

2C40 ***NEW* Parent & Child Autumnal Art Workshops Ages 7+** (W)

Heather Smith, B.A.

With pastels, paints and paper collage, you'll work together to create seasonally inspired artwork celebrating the colours, holidays and ambiance of autumn.

Please note: we are unable to provide refunds/credits/transfers for these courses.

Section A Course Fee: \$85 + HST

Section B & C Course Fee: \$55 + HST

A: Harvesting The Rainbow

Friday: September 26 & October 3 (2 days) 7:00 p.m. – 9:00 p.m.

We'll explore the lines and shapes of trees and leaves, practice some colour mixing and then apply our lessons to a cornucopia artwork filled with radiant plant-life and animals in a Fall landscape.

B: Glowing Grins

Friday: October 17 (1 day) 7:00 p.m. – 9:00 p.m.

Charming or fearsome jack-o-lanterns come to life. Lesson will focus on generating contrast and blending with paint or pastels to make our pumpkins appear illuminated from within during the dusky light of a Halloween evening.

C: Hibernating Critters Collage

Friday: October 24 (1 day) 7:00 p.m. – 9:00 p.m.

With the days become colder and shorter, we'll think about our animal friends preparing for winter and make large, textural collages featuring fallen crunchy leaves, early snowflakes, squirrels hiding their snack stashes and much more.

2C41 **Parent & Teen Pottery – Wheel 101 Ages 11+** (W)

Amanda Jameson, B.F.A.

Saturday: November 22 & 29 (2 days) 1:00 p.m. – 3:00 p.m.

A special afternoon time for teens to create with a family member. Together you'll explore the joys of clay as you throw some bowls on the wheel and learn a few new skills and techniques in this fun and fast program.

Please note: we are unable to provide refunds/credits/transfers for these courses.

Course Fee: \$95 + HST

Fall Adult Classes At A Glance



Monday

Morning

Beginners' Drawing A
Loosen Up with Watercolour: Next Steps
Fibre Memories Fabric Collage

Afternoon

Beginners' Drawing — Next Steps A
Let's Get Creative with Pastel Colour — Int/Adv
Painting for the Petrified C: Watercolour Painting
Loosen Up with Watercolour
Exploring Post Impressionism: Paul Cézanne and
Vincent Van Gogh
Clay Freestyle
Sculpting the Figure in Clay
NEW Art History — More Artists' Lives

Evening

Beginners' Drawing B
NEW Beginners' Portrait and Life Drawing
Watercolour — Next Steps C
Beginners' Acrylic Painting
Beginners' Abstract Painting
Pottery For All Levels A
Pottery for the Kitchen
Chinese Brush on Clay
Digital Photography 2: The Art of Photography
NEW Lightroom Classic — Beginners

Tuesday

Morning

Long-Pose Portrait Drawing & Painting
Impressionist Painting with Acrylics
Introduction to Digital Photography A
Calligraphy — Foundational Hand

Afternoon

Beginners' Watercolour A
NEW Beginners' Landscape in Acrylic
Acrylic Painting — Beyond the Basics
Colours & Shadows in Landscape Painting: Oil or
Acrylic
Pottery For All Levels B

Evening

Drawing for the Petrified A
Adding Pastels to Your Creative Toolbox — A
Beginners' Course
Painting for the Petrified A: Acrylic Painting
Beginners' Oil Painting
NEW Painting Next Steps: Develop Your Personal Style
Large Landscapes—Acrylic or Oil on Canvas

Exploring Landscape With The Group of Seven
Pottery For All Levels C
Intermediate/Advanced Pottery A
Introduction to Digital Photography B

Wednesday

Morning

Drawing for the Petrified B
Life Workshop
Painting for the Petrified B: Acrylic Painting
NEW Watercolour, Acrylic & Collage
Experimental Abstraction
Good Morning, Potters

Afternoon

Fall Landscape Painting En Plein Air
Paint Big
NEW Paint, Paper and Fabric Studio
Pottery For All Levels D
Landscape and Nature Photography

Evening

Painting for the Petrified C: Watercolour Painting
Beginners' Watercolour B
NEW Watercolour Florals for Int/Adv
NEW Exploring Impressionism: Helen McNicoll & Berthe Morisot
NEW Exploring the Works of Emily Carr & Clarence Gagnon
Pottery For All Levels E
Fine Art Stained Glass – Open Studio

Thursday

Morning

Beginners' Drawing C (Online)
Watercolour – Next Steps A
Independent Painting
Mosaics & Working In A Series

Afternoon

Drawing Hands, Feet, Drapery and Other Difficult Subjects
Intermediate and Advanced Watercolour:
Landscapes and Architecture
Landscape Painting from Photo Reference (Online)
Landscape Painting in Oil or Acrylic
Drawing Into Painting – Int
Intermediate/Advanced Pottery B

Evening

Beginners' Drawing – Next Steps B

Life Drawing: Portfolio Preparation for College/University
Pastels for the Petrified
Pottery For All Levels F
Introduction to Digital Photography C
Introduction to Stained Glass
Stained Glass – Part 2

Friday

Morning

Drawing at the Museum (Dundas Museum and Archives)
Beginners' Watercolour C
Handbuilding 101 and Beyond (Pottery)

Afternoon

Watercolour – Next Steps B
Going Rogue with a Reference (Painting)
NEW Art History – The Art of Illustration

Evening

Introduction to Hand-Drawn Animation
Pottery for Beginners A
Intro to Clay Sculpture

Saturday

Afternoon

Introduction to Graffiti

Sunday

Afternoon

Pottery for Beginners B

Held at Ancaster Memorial Arts Centre



Monday Afternoon

Landscape Painting in Oil or Acrylic

Monday Evening

Drawing for the Petrified – 8 Week Edition

Thursday Afternoon

Impressionist Painting with Acrylics B

Thursday Evening

Painting for the Petrified E: Watercolour Painting

Fall Adult Workshops At A Glance

September

Full On Raku – Intensive A: Sept. 8-12
Full On Raku – Intensive B: Sept. 15-19
Explore Abstract Painting: Sept. 20
A Botanical Palette – Watercolour: Sept. 20 & 21
Pottery for the Petrified A: Sept. 20
Handmade Ceramic Tiles: Sept. 20
Printing with Gelli Plates A: Sept. 20
NEW A Personal Mapping Art Walk: Sept. 21
Pottery for the Petrified B: Sept. 21
Close-Up and Macro Photography Workshop: Sept. 21
Pendants or Earrings: From Wax to Silver: Sept. 21 & Oct. 5
Applying to Galleries: Sept. 22
How To Safely Sell Your Artwork Online: Sept. 25
DVSA Friday Nights – Drawing A: Draw Your Pet: Sept. 26
DVSA Friday Nights – Painting A: Abstract Painting: Sept. 26
Introduction to Oil Painting: Sept. 26
NEW DVSA Friday Nights – Try The Pottery Wheel A: Sept. 26
Handbuilding Mugs: Sept. 27
Outside In: From Sketch to Studio Painting: Sept. 28 & Oct. 5
NEW Photography Discussion Workshop: Sept. 28, Nov. 2 & Dec. 7

October

DVSA Friday Nights – Painting B: Paint & Collage Abstract Florals: Oct. 3
Watercolour Refreshers A (Int/Adv): Autumn Landscapes: Oct. 3
NEW DVSA Friday Nights – Try The Pottery Wheel B: Oct. 3
DVSA Friday Nights – Printmaking: Oct. 3
Abstract Photography Workshop: Oct. 5
NEW Weaving 101: Oct. 5
Autumn Watercolour Landscape: Oct. 12
How to Frame Your Artwork: Oct. 12
NEW DVSA Friday Nights – Drawing B: Drawing Self Portraits: Oct. 17
DVSA Friday Nights – Painting C: Fall Landscapes: Oct. 17
Watercolour Refreshers B (Int/Adv): Watercolour Birds: Oct. 17
NEW DVSA Friday Nights – Try The Pottery Wheel C: Oct. 17
Sketching to Impasto Painting – Still Life: Oct. 19
Photography Editing for Beginners: Oct. 19

Stained Glass Workshop A – Leaves of Autumn: Oct. 19
Print Exploration Workshop: Oct. 19
NEW DVSA Friday Nights – Painting D: Simple Still Life with Oils: Oct. 24
NEW DVSA Friday Nights – Try The Pottery Wheel D: Oct. 24
Handbuilding Platter: Oct. 25

November

Mindful Slow Stitch For Busy People: Nov. 2
Simple Artist Books for Beginners: Nov. 2
NEW Dive Into Digital: A Beginners Exploration In Photo Editing with GIMP: Nov. 9
Stained Glass Workshop B – Fish: Nov. 9
Printing with Gelli Plates B: Nov. 9
Basics For Embroidery: Nov. 9
Mosaic Pendant: Nov. 9
NEW DVSA Friday Nights – Painting E: Group of Seven Landscape Painting in Chalk Pastels: Nov. 14
NEW DVSA Friday Nights – Try The Pottery Wheel E: Nov. 14
Botanical Art – Seeing Red in Watercolour: Nov. 15-16
Beginners' Watercolour Workshop: Nov. 16 & 23
NEW The Large Watercolour Abstract: Nov. 16
Painting Birds: Nov. 16 & 23
Linocut Printmaking: Nov. 16
Kiln Firing Basics: Nov. 23
Watercolour Monotype: Nov. 23
NEW DVSA Friday Nights – Drawing C: Drawing Self Portraits: Nov. 28
NEW DVSA Friday Nights – Painting F: Still Life with Stacked Teacups in Acrylic: Nov. 28
Watercolour Refreshers C (Int/Adv): Watercolour Flowers: Nov. 28
NEW DVSA Friday Nights – Try The Pottery Wheel F: Nov. 28
Pottery for the Petrified C: Nov. 30
Better Photos With Your Smartphone: Nov. 30
Stained Glass Workshop C – Holiday Creations: Nov. 30
NEW Original Stitched Ornaments: Nov. 30 & Dec. 7

December

Watercolour Refreshers D (Int/Adv): Watercolour Winter Scenes: Dec. 5
Watercolour Cards: Dec. 7
Wire Sculpture – Trees On A Rock: Dec. 7
Lino Blocking Print: Dec. 7
Full On Raku – Intensive C: Dec. 8-12

DVSA Friday Night Workshops

Here's your chance to unwind from the week, enjoy an adult libation or two and settle in to create with a range of art options. No experience necessary and all levels welcome. And, all materials provided. It's a fun time – make it a date night with your partner or BFF. Or fly solo and make new BFFs! 1 complimentary bar beverage per participant plus cash bar (19+) or unlimited soft drinks included. *Please note: We are unable to provide refunds/credits/transfers for these courses.*

2A01 Friday Night Drawing (w)

Draw Your Pet

A: Friday: September 26 (1 day) 6:30 p.m. – 9:30 p.m.

Michelle Teitsma (Sheridan College)

In this fun art basics class, we'll use our pets (or pets we hope to have) as inspiration to develop our drawing skills. With a photocopy of the pet's image, you'll learn how to implement a drawing grid and simplify the animal's form into easier to interpret shapes. Then we'll draw onto mylar, using a basic left-to-right, up-down guide to measure with our eyes as we create a rudimentary outline to be shaded into four simple values. For all levels. Bring a photo to work with of your pet or a pet you'd like to have. All other materials provided.

Course Fee: \$45 + HST

NEW Drawing Self Portraits

B: Friday: October 17 (1 day) 6:30 p.m. – 9:30 p.m.

C: Friday: November 28 (1 day) 6:30 p.m. – 9:30 p.m.

Ward Shipman, B.A., B.Ed.

From Rembrandt to Picasso, artists have always used themselves as models to draw and paint self-portraits. In this enjoyable evening workshop for the beginner to intermediate artist, we'll explore the art of the self-portrait, beginning with a presentation and then moving to a live demonstration covering basic concepts. You'll then give it a go yourself, drawing your own image using sketchbooks, graphite pencils and a mirror. All materials provided, but participants should bring a small mirror.

Course Fee: \$45 + HST



DVSA Friday Night Workshops

2A02 Friday Night Painting (w)

A: Abstract Painting

Friday: September 26, 6:30 p.m. – 9:30 p.m.

Rosemary Vanderbreggen (Fleming & Sheridan Colleges)

B: Paint & Collage Abstract Florals

Friday: October 3, 6:30 p.m. – 9:30 p.m.

Rosemary Vanderbreggen (Fleming & Sheridan Colleges)

C: Fall Landscapes

Friday: October 17, 6:30 p.m. – 9:30 p.m.

Michelle Teitsma (Sheridan College)

D: *NEW* Simple Still Life with Oils

Friday: October 24, 6:30 p.m. – 9:30 p.m.

Michelle Teitsma (Sheridan College)

E: *NEW* Group of Seven Landscape Painting in Chalk Pastel

Friday: Nov. 14, 6:30 p.m. – 9:30 p.m.

Giulia Morosin, B.F.A.

F: *NEW* Still Life with Stacked Teacups in Acrylic

Friday: November 28, 6:30 p.m. – 9:30 p.m.

Giulia Morosin, B.F.A.

A relaxed, playful evening experimenting with different mediums and techniques as you create artworks using your intuition and lots of creative freedom. Depending on your choice of workshop (or workshops!), you'll be introduced to art concepts such as colour mixing and theory, composition, value, design principles, brush handling and more.

Course Fee: \$55 + HST

2A03 Friday Night Pottery

NEW Try The Pottery Wheel (w)

Marina Van Raay, B.A.

A: Friday: September 26 (1 day) 7:00 p.m. – 9:30 p.m.

B: Friday: October 3 (1 day) 7:00 p.m. – 9:30 p.m.

C: Friday: October 17 (1 day) 7:00 p.m. – 9:30 p.m.

D: Friday: October 24 (1 day) 7:00 p.m. – 9:30 p.m.

E: Friday: November 14 (1 day) 7:00 p.m. – 9:30 p.m.

F: Friday: November 28 (1 day) 7:00 p.m. – 9:30 p.m.

Discover the joy of throwing on the potter's wheel in this one-night class – no previous experience required. Marina will guide you step-by-step as you shape clay on the wheel into your very own ceramic piece. Participants can pick up their works at a later date once they have gone through the glazing and firing process.

Course Fee: \$65 + HST

2A04 Friday Night Printmaking (w)

Giulia Morosin, B.F.A.

Friday: October 3 (1 day) 6:30 p.m. – 9:30 p.m.

An engaging evening exploring the vibrant possibilities of silkscreen printing. You'll learn all about the printmaking process, experiment with mixing colours and then pull a series of prints you can take home to enjoy.

Course Fee: \$55 + HST

2A05 Drawing For The Petrified

Natasja Bischoff, B.F.A.

A: Tuesday: September 23 – October 28 (5 weeks) 7:00 p.m. – 9:30 p.m.

B: Wednesday: September 24 – October 22 (5 weeks) 9:30 a.m. – 12:00 p.m.

This is the perfect course for those who have always aspired to draw but may be holding back. Learning to draw is essential for all developing artists and in this absolute beginner's class, you'll take those first tentative steps with the encouraging handhold you've been looking for. Even if the idea of putting a dot on a piece of paper makes you feel a tiny bit tremulous, over four weeks, we'll explore how to bring eye, hand and pencil to paper and expand basic lines into shaded forms, moving textures and more. After building confidence and new skills, you may just be ready for a full Beginners' class. All materials are supplied – just show up and let it happen. ***Please note: there will be no class on September 30th***
Members: \$184.02 + HST, Non-Members: \$189 + HST (Prices include \$15 material fee)

2A06 Drawing For The Petrified – 8 Week Edition (Held at Ancaster Memorial AC)

Natasja Bischoff, B.F.A.

Monday: September 29 – November 24 (8 weeks) 7:00 p.m. – 9:30 p.m.

By request, a longer version of our absolute beginner's drawing class for those who have always aspired to draw but may be holding back. Learning to draw is essential for all developing artists and in this studio you'll take those first steps with the encouraging handhold you've been looking for. Even if the idea of putting a dot on a piece of paper makes you feel a tiny bit tremulous, over eight weeks, we'll explore how to bring eye, hand and pencil to paper and expand basic lines into shaded forms, moving textures and more. With the additional classes, we'll go further in our journey as we address the facial proportions of a self-portrait, delve into landscape drawing and work with thumbnail sketches to assist with composition. All materials are supplied – just show up and let it happen. ***Please note: there will be no class on October 13th***
Members: \$357.81 + HST, Non-Members: \$365 + HST (Prices include \$30 material fee and facility rental fee)


2A07 Beginners' Drawing

A: Monday: September 22 – December 1 (10 weeks) 9:30 a.m. – 12:00 p.m.

Holly Sneath, B.A., M.F.A.

B: Monday: September 22 – December 1 (10 weeks) 7:00 p.m. – 9:30 p.m.

Guennadi Kalinine, B.A.

C: Thursday: September 25 – November 13 (8 weeks) 10:00 a.m. – 12:00 p.m. **(Online)** 

Guennadi Kalinine, B.A.

For anyone looking to become an artist, basic drawing skills are considered essential. This introduction to drawing course will challenge your senses and develop your drawing and shading skills – all in a supportive and inspirational environment. Topics include perspective and composition as well as the fundamentals of learning how to see. Class demonstrations and individual instruction provided throughout. ***Please note: there will be no class on October 13th***

Section A & B Members: \$330 + HST, Non-Members: \$339 + HST (Prices include model fees for 3 sessions – two life models and one portrait model)

Section C Members: \$218.49 + HST, Non-Members: \$225 + HST

"A very welcoming and encouraging environment that invites risk taking even for those of us who were petrified!"

– RHONDA URFEY

2A08 Beginners' Drawing – Next Steps

A: Monday: September 22 – December 1 (10 weeks) 1:00 p.m. – 3:30 p.m.

Holly Sneath, B.A., M.F.A.

B: Thursday: September 25 – November 27 (10 weeks) 7:00 p.m. – 9:30 p.m.

Anastasia Petrovic, B.F.A.

Venture down the path a little further on your drawing journey. Building on concepts introduced in Beginners' Drawing, you'll approach tonal/value studies using various media including ink, toned papers and coloured pencils. New topics include 2-point perspective, measuring/proportion, density-controlled values and basic colour theory. You'll further develop your observational skills and drawing ability while studying still-life set ups. Also included are three sessions with portrait models. One previous course in drawing is recommended. ***Please note: there will be no class on October 13th***

Members: \$330 + HST, Non-Members: \$339 + HST (Prices include model fees for 3 sessions)

**TRANSFORM YOUR STILL LIFE DRAWING INTO A FINISHED PAINTED WORK. SEE
SKETCHING TO IMPASTO PAINTING ON PAGE 29**

2A09 ***NEW*** Beginners' Portrait & Life Drawing

Ward Shipman, B.A., B.Ed.

Monday: September 22 – December 1 (10 weeks) 7:00 p.m. – 9:30 p.m.

Discover the rewarding experience of drawing the human subject. You'll learn various techniques in observation and drawing using the human figure and portrait as subject matter. Concepts such as contour lines, blocking, gestures and sustained poses will be explored with a user-friendly approach. There will be 5 sessions working with the nude and costume model – the remaining sessions will be for working on self-portraits and portraits of your fellow artists. This course is designed specifically for novices – suitable for anyone who has taken Beginners' Drawing or has some similar experience. ***Please note: there will be no class on October 13th***

Members: \$346.06 + HST, Non-Members: \$355 + HST (Prices includes model fees for 5 sessions)

2A10 Long-Pose Portrait Drawing & Painting

T.B.A.

Tuesday: September 23 – December 2 (10 weeks) 9:30 a.m. – 12:00 p.m.

This course provides the opportunity to fully immerse into your portrait drawing and/or painting. Featuring three different models throughout the term, each model will assume the same pose for several weeks. With ongoing guidance and feedback from the instructor, you'll be able to take your time to re-work and refine your portraits. Previous drawing and/or painting experience is required. ***Please note: there will be no class on September 30th***

Members: \$390.09 + HST, Non-Members: \$399 + HST (Prices include model fee)

2A11 Drawing Hands, Feet, Drapery and Other Difficult Subjects

Ward Shipman, B.A., B.Ed.

Thursday: September 25 – November 27 (10 weeks) 1:00 p.m. – 3:30 p.m.

An ideal course for drawing artists looking to up their game. The intricacies of draftsmanship can be challenging whether you are a fine artist, illustrator or someone preparing a portfolio. Using legendary artists Loomis and Bridgeman as our guides, we'll explore how to draw challenging subjects such as hands, feet, heads and drapery along with other nuanced subjects. We'll also do a deep dive into the concepts of perspective and structural drawing. A costumed or nude model will be used for five of the sessions. Some previous drawing experience is recommended.

Members: \$346.06 + HST, Non-Members: \$355 + HST (Prices includes model fees for 5 sessions)

Drawing

2A12 Life Drawing: Portfolio Preparation For College/University

Ward Shipman, B.A., B.Ed.

Thursday: September 25 – November 27 (10 weeks) 7:00 p.m. – 9:30 p.m.

This course builds on the development of core drawing skills such as contour, gesture, perspective and value and is ideal for artists thinking of applying to art programs at college or university, as well as anyone who wants to brush up their foundational drawing. Through still-life set ups, hand studies, portraits and five sessions of figure drawing with clothed and nude models, you'll work towards creating a solid drawing portfolio. For all levels.

Members: \$346.06 + HST, Non-Members: \$355 + HST (Prices includes model fees for 5 sessions)

2A13 Life Workshop

No Instructor – Model provided

Wednesday: September 24 – November 26 (10 weeks) 9:30 a.m. – 12:00 p.m.

A workshop intended for artists with some life drawing experience, who wish to further their skills and do not require an instructor for guidance. You'll have the opportunity to work individually with a life (nude) model.

This class's format includes working on multiple poses, ranging from 5-10 minutes to one to two 20-30 minutes in duration, followed by a one-hour-long pose.

Members: \$244.59 + HST, Non-Members: \$249 + HST (Prices include model fee)

2A14 Drawing At The Museum

Katherine MacDonald, B.F.A.

Friday: September 26 – November 28 (10 weeks) 9:30 a.m. – 12:00 p.m.

Bring the past into the present by exploring the fascinating collection of historic artifacts at the Dundas Museum and Archives. Curious, beautiful and often poignant objects, elegant ladies' clothing, military uniforms, toys, exuberantly decorated china and silverware, crystal, hand tools and more will provide true inspiration for your drawings. Some drawing experience recommended. Classes are held at Dundas Museum and Archives.

Members: \$358.29 + HST, Non-Members: \$369 + HST

DEVELOP STRONG AND INTERESTING DRAWING COMPOSITIONS AND THEN TRANSPOSE THEM INTO PAINTINGS. SEE DRAWING INTO PAINTING ON PAGE 34



2A15 Pastels For The Petrified

Cathy Lorraway (SCA PAC)

Thursday: September 25 – October 16 (4 weeks) 7:00 p.m. – 9:30 p.m.

Fall in love with pastels and discover this beautiful and colourful medium. Using a step-by-step approach, Cathy will demonstrate the fundamentals of pastels such as mark making techniques, layering and colour mixing – all in a fun and encouraging environment. After a few skill building activities, you'll create your own small pastel paintings. Lots of demonstrations and individual attention provided. For all levels – some previous drawing experience is helpful.

Members: \$164.92 + HST, Non-Members: \$169 + HST (Prices include \$25 material fee)

2A16 Adding Pastels To Your Creative Toolbox – A Beginners' Course

Clarence Porter (P.A.C., M.P.A.C., P.S.A.)

Tuesday: October 21 – November 18 (5 weeks) 7:00 p.m. – 9:30 p.m.

If you've always wanted to try soft pastels, but felt they were difficult to work with, this is the course for you. Learn everything needed to start playing comfortably with the vibrant, versatile colours of soft pastels. With presentations and live demonstrations, Clarence will familiarize you with the wide variety of pastels and pastel surfaces. In-class exercises will cover mark-making, under-painting techniques and layering. Plus, you'll engage in explorations of composition, basic colour theory and more. This 5-week course is for beginners. Some drawing experience is helpful, but not necessary. Get signed up and let's play!

Members: \$169.99 + HST, Non-Members: \$175 + HST

2A17 Let's Get Creative With Pastel Colours – Int-Adv

Clarence Porter (P.A.C., M.P.A.C., P.S.A.)

Monday: October 20 – November 17 (5 weeks) 1:00 p.m. – 3:30 p.m.

Break out of your colour comfort zone. This course will challenge your thinking about colour and give you a deeper understanding of value relationships as they pertain to colour. With presentations and live demonstrations, we'll begin by playing with colour themes: high key and low key, dominant, adjacent and discord hues, and complementary colour sets. Working with one image, Clarence will take you through the process of producing exciting paintings sure to re-ignite your colour appetite. This 5-week course is an intermediate to advanced pastel course – a working knowledge of pastels is required.

Members: \$169.99 + HST, Non-Members: \$175 + HST

2A18 ***NEW*** A Personal Mapping Art Walk (w)

Matt McInnes, AOCAD

Sunday: September 21 (1 day) 9:30 a.m. – 3:30 p.m.

Here's an engaging and original drawing workshop where you'll create a personal map of Dundas. The day begins with an in-class discussion about choosing subject matter for our drawings that is representational as well as personal, thus provoking an emotional response. We'll then go on a walk around the town to sketch and collect imagery for our own personal map. The focus can include reimagining historic sites, discovering beauty in abandoned spaces or documenting buildings and landscapes in transition. We'll then reconvene with our sketches and create personal maps of our walks using the imagery we've collected.

Members: \$82.69 + HST, Non-Members: \$85 + HST

2A19 Introduction To Hand-Drawn Animation

Mike Cope, B.A., B.Ed., O.C.T.

Friday: September 26 – November 28 (8 weeks) 6:45 p.m. – 9:15 p.m.

Bring your drawings to life as we explore the magic of hand-drawn animation. Learn about and practice the 12 principles of animation (ie. squash & stretch, anticipation, follow through & overlapping action, etc.). Ideal for anyone with a general interest in learning about animation, as well as those seeking to pursue further studies at the post-secondary level. Equipment fee covers in-class use of special tools of the trade including animation peg bars, lightboxes, as well as computer/camera equipment to digitize each drawing into video format. At least one previous drawing-related class is recommended. ***Please note: there will be no class on October 24th & 31st***

Members: \$317.86 + HST, Non-Members: \$325 + HST (Prices include \$75 equipment fee)

2A20 Painting For The Petrified

Natasja Bischoff, B.F.A.

If you're an absolute beginner artist, these class options offer the encouraging handhold you've been looking for. Jump into a new creative world and discover what it is to feel good about the process of painting as you take the first steps on your artistic journey. All materials provided – show up ready to create!

Acrylic Painting

A: Tuesday: November 4 – December 9 (6 weeks) 7:00 p.m. – 9:30 p.m.

B: Wednesday: October 29 – December 3 (6 weeks) 9:30 a.m. – 12:00 p.m.


You'll receive an introduction to the basics of acrylic painting – the materials, brush handling technique, colour mixing and more – along with enlightening discussions about drawing and composition. All materials provided.

Members: \$242.97 + HST, Non-Members: \$249 + HST (Prices include \$40 material fee)

Watercolour Painting

C: Monday: September 22 – November 3 (6 weeks) 1:00 p.m. – 3:30 p.m.

D: Wednesday: September 24 – October 29 (6 weeks) 7:00 p.m. – 9:30 p.m.

E: Thursday: September 25 – November 13 (8 weeks) 7:00 p.m. – 9:30 p.m. **(Held at Ancaster Memorial AC)** 

Always wanted to try watercolours? We'll cover the basics of colour theory and mixing paints along with techniques such as wet on dry, wet on wet and a host of other tricks that make watercolours unique. Working on still life, landscape and abstracts, you'll come away with a great foundation on which to move forward. All materials provided. ***Please note: there will be no class on October 13th***

Members: \$242.97 + HST, Non-Members: \$249 + HST (Prices include \$40 material fee)

Section E: Members: \$367.81 + HST, Non-Members: \$375 + HST (Prices include \$40 material fee & facility rental fee)

LOOKING FOR A FUN FRIDAY NIGHT? TRY OUR DVSA FRIDAY NIGHT PAINTING WORKSHOPS – NO PREVIOUS EXPERIENCE REQUIRED. SEE PAGE 20

2A21 Beginners' Watercolour

A: Tuesday: September 23 – December 2 (10 weeks) 1:00 p.m. – 3:30 p.m.

Irene Keesmaat, B.A., B.Ed., O.C.T.

B: Wednesday: September 24 – November 19 (8 weeks) 7:00 p.m. – 9:30 p.m.

Shelley Prior (DVSA, CSPWC)

C: Friday: September 26 – December 5 (10 weeks) 9:30 a.m. – 12:00 p.m.

Giulia Morosin, B.F.A.

Immerse yourself in the world of watercolour painting. Designed for novices, the focus in this course is on skill development, emphasizing core techniques and brush-handling. We'll look at the materials and papers needed and address basic colour and composition concepts through interesting creative exercises and projects. Demonstrations, group instruction, constructive critiques and individual attention are essential elements of this experience. Section A: ***Please note: there will be no class on September 30th** Section B: ***Please note: there will be no class on October 22nd** * Section C: ***Please note: there will be no class on November 7th***

Section A & C Members: \$300.09 + HST, Non-Members: \$309 + HST

Section B Members: \$241.89 + HST, Non-Members: \$249 + HST

2A22 Beginners' Watercolour Workshop

Nancy Benoy, B.A.

Sunday: November 16 & 23 (2 days) 9:30 a.m. – 3:30 p.m.

Curious about watercolour and ready to give it a try? Spend a relaxing Sunday learning basic watercolour technique such as wet over wet, wet over dry, pastel resist, salt technique and blending. You'll create your own set of unique cards and a couple of small paintings. Plenty of instruction; plenty of fun!

Members: \$150.89 + HST, Non-Members: \$155 + HST (Prices include \$10 material fee)

Painting

2A23 Loosen Up With Watercolour

Lena Montecalvo

Monday: September 22 – December 1 (10 weeks) 1:00 p.m. – 3:30 p.m.

Have you enjoyed watercolour's magical results, but yearn to move to a more loose and flowing painting style? Learn how to up the water and colour intensity with your landscapes, florals or abstracts. This class will move you gradually from wet on dry to wet on wet, starting with small pieces and partially wet surfaces to larger works with plenty of splashing, spraying and blooms galore. Beginner/intermediate artists welcome. ***Please note: there will be no class on October 13th***

Members: \$300.09 + HST, Non- Members: \$309 + HST

2A24 Watercolour Cards (w)

Nancy Benoy, B.A.

Sunday: December 7 (1 day) 9:30 a.m. – 3:30 p.m.

Do your Sunday spirits need a lift? In this beginner-friendly workshop, you'll experiment with watercolour techniques (wet over wet, wet over dry, pastel resist, salt technique and blending) to create a set of bright and cheerful watercolour greeting cards. A master of whimsy and intuitive abstraction, Nancy will guide you through the process of using your own intuition to create one-of-a-kind cards you can share with friends and family. Event alert – makes for a perfect BFF time together!

Members: \$92.69 + HST, Non-Members: \$95 + HST (Prices include \$10 material fee)

2A25 Autumn Watercolour Landscapes (w)

Lena Montecalvo

Sunday: October 12 (1 day) 9:30 a.m. – 3:30 p.m.

Enjoy a day of watercolour as we celebrate autumn colour schemes and landscape. We'll become comfortable with beginner techniques and work up to a comfort level that will have you painting vibrant skies, terrain and other seasonal themes during our far-too-short Canadian fall. Beginner/intermediate artists welcome.

Members: \$82.69 + HST, Non-Members: \$85 + HST



2A26 ***NEW*** Watercolour, Acrylic & Collage

Nancy Benoy, B.A.

Wednesday: October 1 – November 5 (6 weeks) 9:30 a.m. – 12:00 p.m.

Elevate your joy for art making and join Nancy for a sampler selection of art practices – watercolor, acrylic and collage. You'll receive instructions and guidance on working with each medium, along with engaging hands-on projects where the development of your own ideas is encouraged. For all levels – bring a friend and make Wednesday mornings your weekly creative break.

Members: \$232.97 + HST, Non-Members: \$239 + HST (Prices include \$30 material fee)

FIND YOUR CREATIVE COMFORT ZONE WORKING ABSTRACTLY WITH LARGER PAPER AND WATERCOLOUR PAINT. SEE THE LARGE WATERCOLOUR ABSTRACT ON PAGE 33

2A27 Watercolour – Next Steps

A: Thursday: September 25 – November 27 (10 weeks) 9:30 a.m. – 12:00 p.m.

Irene Keesmaat, B.A., B.Ed., O.C.T.

B: Friday: September 26 – December 5 (10 weeks) 1:00 p.m. – 3:30 p.m.

C: Monday: October 20 – December 8 (8 weeks) 7:00 p.m. – 9:30 p.m.

Giulia Morosin, B.F.A.

Continue your watercolour journey with this course designed to increase your confidence and enhance your paintings. With all new exercises and using small watercolour studies, your skills will continue to develop as we dig deeper into compositional considerations and how best to handle the challenges of landscape, architectural and still-life subjects. An examination of colour harmony, mixing, layering and colour schemes will provide a thorough understanding of colour use. Other topics include incorporating texture and the proper technique for dry brush and wet-in-wet. For students who have taken a beginners' watercolour course – come and move your artwork forward. **Section B: *Please note: there will be no class on**

November 7th*

Section A & B Members: \$300.09 + HST, Non-Members: \$309 + HST

Section C Members: \$241.89 + HST, Non-Members: \$249 + HST

2A28 ***NEW*** Watercolour Florals For Intermediate/Advanced

Roger Ferreira

Wednesday: September 24 – October 22 (5 weeks) 7:00 p.m. – 9:30 p.m.

This new course for Fall builds upon Roger's beginners' florals option and the foundational skills learned. Raise up your watercolour skills using more sophisticated techniques and advanced concepts designed to develop a richer form of personal expression through floral works. You'll also be encouraged to explore your unique artistic voice and style using more complex compositions. At least one previous painting class required as a pre-requisite.

Members: \$169.99 + HST, Non-Members: \$175 + HST

2A29 Loosen Up With Watercolour – Next Steps

Lena Montecalvo

Monday: September 22 – December 1 (10 weeks) 9:30 a.m. – 12:00 p.m.

Let's really stretch things out and take our technique further with more very loose watercolour works. We'll also add in experiments with acrylic ink, white gouache, pen and marker (both permanent and water soluble) and masking fluid as resist to create dynamic and vibrant results. As always, we'll keep developing our creative instincts and learn to be present as we observe what happens when we try different watercolour papers, brushes and paints. Whether inexpensive or the creme-de-la-creme of materials, it's bound to turn out beautifully. For students who have taken Loosen Up with Watercolour or have previous watercolour experience. ***Please note: there will be no class on October 13th***

Members: \$300.09 + HST, Non-Members: \$309 + HST

2A30 Watercolour Refreshers (Int/Adv)

Shelley Prior (DVSA, CSPWC)

These full day intensive workshops are designed to help you develop your watercolour foundational skills and technique – either through a single workshop or several uniquely focused sessions. Each one offers techniques, approaches and advice along with plenty of group and individual instruction. For intermediate to advanced students.

Autumn Landscapes (W)

Friday: October 3 (1 day) 9:30 a.m. – 3:30 p.m.

Learn how to create gorgeous fall scenes in watercolour through demonstrations and studies designed to share best practices for brush handling, texture, negative painting, clean colour and simplifying a complex scene. We'll also cover breaking down the painting process to convey the illusion of detail, perspective, atmosphere, light and shadow.

Members: \$82.69 + HST, Non-Members: \$85 + HST

Watercolour Birds (W)

Friday: October 17 (1 day) 9:30 a.m. – 3:30 p.m.

Create a selection of different birds with realistic-looking feathers, textures, patterns, iridescence, feet, beaks and habitat. Use light and shadow effectively to create dimension and form. This workshop will give you the knowledge and confidence to tackle most bird types and help you to understand the process for creating life-like birds in nature with watercolour.

Members: \$82.69 + HST, Non-Members: \$85 + HST

Watercolour Flowers (W)

Friday: November 28 (1 day) 9:30 a.m. – 3:30 p.m.

Capture the delicacy and beauty of flowers in watercolour. Topics include translucency, rich colour, veining, ruffles, leaves and more. Discover what you should look for when choosing a floral reference to paint and how light can dramatically affect the subject and create interesting shapes and patterns for stronger depth and composition.

Members: \$82.69 + HST, Non-Members: \$85 + HST

Watercolour Winter Scenes (W)

Friday: December 5 (1 day) 9:30 a.m. – 3:30 p.m.

Snowy landscapes fill up with life and colour when you learn what to look for and go beyond the reference image. Shelley will share secrets for simplifying and interpreting your photo reference, applying smooth washes, adding textures and creating depth & dimension.

Members: \$82.69 + HST, Non-Members: \$85 + HST

2A31 Intermediate & Advanced Watercolour: Landscapes and Architecture

Irene Keesmaat, B.A., B.Ed, O.C.T.

Thursday: September 25 – November 27 (10 weeks) 1:00 p.m. – 3:30 p.m.

For the watercolour artist with experience, this class is designed to build on your developing watercolour skills and increase your confidence in this medium. Explore basic value and composition related to landscape and architecture painting. Exercises will include transparency, layering, value, perspective, spontaneity and colour use. Plenty of group and individual instruction provided.

Members: \$300.09 + HST, Non-Members: \$309 + HST

2A32 Beginners' Acrylic Painting

Michelle Teitsma (Sheridan College)

Monday: September 22 – December 1 (10 weeks) 7:00 p.m. – 9:30 p.m.

Designed for those who have never tried acrylics or have limited painting skills, you'll learn to work with this flexible medium, starting with basic techniques and moving through a series of exercises and projects designed to develop your confidence and talents. Topics include colour theory and mixing, composition, brush handling and how to use mediums, washes, glazes and impasto. Previous drawing experience recommended, but not required. ***Please note: there will be no class on October 13th***


Members: \$306.06 + HST, Non-Members: \$315 + HST (Prices include \$5 material fee)

Painting

2A33 Impressionist Painting With Acrylics

Giulia Morosin, B.F.A.

A: Tuesday: September 23 – December 2 (10 weeks) 9:30 a.m. – 12:00 p.m.

B: Thursday: September 25 – November 13 (8 weeks) 2:30 p.m. – 4:30 p.m. **(Held at Ancaster Memorial AC)** 

Do you love the way the light dances across the water in Monet's Waterlilies or the feeling of simplicity in a Cezanne still life? Learn how to loosen up your brushstrokes in this acrylic painting course with a focus on the impressionistic style of famous painters from the past. Colour theory, brushwork and composition are just a few of the topics we'll cover as we explore a more expressive approach with the versatility of the acrylic medium.

For all levels – beginners welcome. **Section A: *Please note: there will be no class on September 30th***

Section A Members: \$300.09 + HST, Non-Members: \$309 + HST

Section B Members: \$282.57 + HST, Non-Members: \$289 + HST (Prices includes facility rental fee)

2A34 Acrylic Painting – Beyond The Basics

Giulia Morosin, B.F.A.

Tuesday: September 23 – December 2 (10 weeks) 1:00 p.m. – 3:30 p.m.

Using a limited colour palette to mix and create our own colour wheels, we'll experiment with mediums, brushes and painting knives to develop texture and patterns in our acrylic paintings. Learn the techniques of Impasto painting and layering with acrylic glaze. With a focus on still life set ups, you'll gain an understanding of overlap, perspective and colour balance in a composition – techniques sure to move your painting work forward. Previous experience painting with acrylics is recommended for this class. ***Please note: there will be no class on September 30th***

Members: \$300.09 + HST, Non-Members: \$309 + HST

2A35 Sketching To Impasto Painting – Still Life

Giulia Morosin, B.F.A.

Sunday: October 19 (1 day) 9:30 a.m. – 3:30 p.m.

This acrylic painting workshop will have you moving around the room to observe a still life set-up from different angles as you sketch shape, proportion and overlapping. Switching from pencils to brushes, we'll then complete a painting of the still life in the impasto style. Colour theory concepts along with layering and colour blocking techniques are just some of the topics we'll review in this workshop. Some previous drawing/painting experience recommended.

Members: \$82.69 + HST, Non-Members: \$85 + HST

2A36 Beginners' Oil Painting

Michelle Teitsma (Sheridan College)

Tuesday: September 23 – December 2 (10 weeks) 7:00 p.m. – 9:30 p.m.

A great start to your personal development as a painter. This course provides a basic introduction to the oil medium and includes guidance on choosing the proper materials and tools plus instruction on paint application, composition, colour mixing and much more. Previous drawing experience is recommended.

Please note: there will be no class on September 30th

Members: \$300.09 + HST, Non-Members: \$309 + HST

2A37 Introduction To Oil Painting Workshop

Judy Major-Girardin, B.F.A., M.F.A.

Friday: September 26 (1 day) 9:30 a.m. – 3:30 p.m.

Discover a safer, non-solvent approach to oil painting. In this one-day workshop, you'll work on a small-scale panel painting of a provided still life subject or something of your own inspiration. Preparation strategies, underpainting, non-solvent mediums and safe clean-up practices will all be explored. For all levels.

Members: \$102.69 + HST, Non-Members: \$105 + HST (Price includes a \$20 material fee)

2A38 ***NEW* Beginners' Landscape In Acrylics**

Michelle Teitsma (Sheridan College)

Tuesday: September 23 – November 18 (8 weeks) 1:00 p.m. – 3:30 p.m.

Gently forward we go on our painting journey as we further explore fundamentals such as composition, value, colour theory, blocking and proportion and apply them to simplified landscape interpretations. We'll begin with pencil, paper and simple black and white values. From there, it's learning to see a landscape in terms of four simple values before extending the use of colour. Other topics include learning how to build a solid foundation of shapes by simplifying the composition along with experimenting with overlays, silhouettes, edges and atmosphere – all part of this solid introduction to the basics of landscape painting. No previous painting experience required. ***Please note: there will be no class on September 30th***

Members: \$247.86 + HST, Non-Members: \$255 + HST (Prices include \$5 material fee)

2A39 **Landscape Painting From Photo Reference (Online)**

Guennadi Kalinine, B.A.


Thursday: September 25 – November 27 (10 weeks) 1:00 p.m. – 3:00 p.m.

Paint the Canadian landscape in oil or acrylic as you work from photo references. You'll learn how to interpret landscape through the principles of design and then explore and practice the techniques needed to reconstruct it in paint. Plenty of group and individual instruction provided throughout.

Members: \$241.89 + HST, Non-Members: \$249 + HST

2A40 **Landscape Painting In Oil or Acrylic**

Michelle Teitsma (Sheridan College)

A: Monday: September 22 – November 3 (6 weeks) 2:30 p.m. – 4:00 p.m. (Held at Ancaster Memorial AC) 

B: Thursday: September 25 – November 27 (10 weeks) 1:00 p.m. – 3:30 p.m.

A great introduction to the foundations of landscape painting as we look to a variety of historical styles and contemporary approaches to establish your artistic voice. You'll work from photo reference and come to better understand topics such as composition, perspective, colour mixing and paint application to achieve transitions, contrast and a sense of depth. For all levels. **Section A: *Please note: there will be no class on October 13th***

Section A Members: \$180.82 + HST, Non-Members: \$185 + HST (Prices includes facility rental fee)

Section B Members: \$300.09 + HST, Non-Members: \$309 + HST

2A41 **Colours & Shadows In Landscape Painting: Oil or Acrylic**

Lee Munn

Tuesday: September 23 – December 2 (10 weeks) 3:00 p.m. – 5:30 p.m.

Working from personal photo references, you'll explore using strong highlights, shadows and powerful colours to create a dynamic landscape painting in your choice of oil or acrylic. Under Lee's guidance, you'll work towards the development of your own style while gaining a better understanding of the foundations of strong landscape painting. All levels welcome. ***Please note: there will be no class on September 30th***

Members: \$300.09 + HST, Non-Members: \$309 + HST

2A42 **Outside In: From Sketch To Studio Painting**

Barry Hodgson

Sunday: September 28 & October 5 (2 days) 9:30 a.m. – 3:30 p.m.

One of the most important elements of landscape or urban painting is the ability to create meaningful, informative sketches and use them to bring the immediacy of field work into the studio. In this workshop, you'll learn outdoor sketching techniques in a variety of formats and media and then develop a studio piece based on these studies. Sunday morning #1, we'll start with a short demonstration, then sketch outdoors near the school. Early afternoon, we'll re-gather indoors to analyze the sketches and plan the following Sunday's studio work to be done in any medium. In case of poor weather, an indoor plan is ready to go.

Members: \$140.89 + HST, Non-Members: \$145 + HST

Painting

2A43 Large Landscapes – Acrylic or Oil

Lee Munn

Tuesday: September 23 – December 2 (10 weeks) 7:00 p.m. – 9:30 p.m.

Learn the art of painting landscapes in a LARGER format. We'll begin working on a landscape study project (working from your own photo reference) as we explore composition, perspective, value, colour mixing and paint application. We'll also look at using large brush strokes, the strong exaggeration of colours, shadows and highlights and pinpointing where we want the "eye to catch" in our works. Then, it's on to choosing other photo references with Lee's assistance, painting on a larger canvas and further developing your own style and technique. Lee will work on a large painting in class as a guide and provide individual instruction throughout. Open to all levels – beginner to advanced. ***Please note: there will be no class on September 30th***

Members: \$300.09 + HST, Non-Members: \$309 + HST

2A44 Exploring Landscape With The Group Of Seven

Diana Gordon, B.A., M.A.

Tuesday: September 23 – December 2 (10 weeks) 7:00 p.m. – 9:30 p.m.

Copying a Group of 7 is an ideal way to learn landscape composition: simplifying shapes, mixing harmonious colours and creating rhythm through expressive brushwork. In your first work, you'll learn the 4-Stages method: line drawing, creating a tonal map, blocking in colour, then applying brushwork. For a second painting, choose another Group of 7 image, or your own composition using their style. Included are short drawing exercises, demonstrations and group discussions to enhance our understanding. Acrylics, oils or watercolours all suitable. For all levels. ***Please note: there will be no class on September 30th***

Members: \$300.09 + HST, Non-Members: \$309 + HST

2A45 Fall Landscape Painting En Plein Air

Michelle Teitsma (Sheridan College)

Wednesday: September 17 – October 22 (6 weeks) 1:00 p.m. – 4:00 p.m.

An outdoor painting class at Dundas Driving Park. No matter the type of day, sunny or overcast, interpreting a scene on site offers many challenges. You'll build a solid foundation for your landscape painting as we engage in observation, investigate using thumbnail sketches and view finders and explore underpainting, composition tips, spatial cues and colour mixing. For all levels.

Members: \$241.77 + HST, Non-Members: \$249 + HST



Painting

2A46 ***NEW*** Exploring The Works of Emily Carr & Clarence Gagnon

Lee Munn

Wednesday: September 24 – November 26 (10 weeks) 7:00 p.m. – 9:30 p.m.

Learn the techniques and secrets of two renowned landscape artists. We'll begin our exploration of the attributes that distinguished Emily Carr's landscape works by working on a pre-selected piece. This will involve examining composition, perspective, value, palette choice and paint application. Topics include reviewing mid to large brush strokes, the use of blending and incorporating colour, shadow and highlights. Then, it's on to a study of the approach and techniques of Clarence Gagnon. Choosing a photo reference of his work, you'll start in on a larger canvas, incorporating your new knowledge to further develop your own painting style and technique. Lee will work on a large painting in class as a guide and provide individual instruction throughout. Open to all levels – beginner to advanced. Oil or acrylic.

Members: \$300.09 + HST, Non-Members: \$309 + HST

2A47 **Beginners' Abstract Painting**

Nancy Benoy, B.A.

Monday: October 6 – November 17 (6 weeks) 7:00 p.m. – 9:30 p.m.

This beginner approach to abstract painting will have you experimenting with innovative ways of creating art as you plunge into expressive colour mixing, brushwork and composition. Invent new techniques for applying paint and devise radical artistic processes – all while creating your own abstract pieces in acrylic. Plenty of class demonstrations and individual instruction provided throughout. ***Please note: there will be no class on October 13th***

Members: \$202.97 + HST, Non-Members: \$209 + HST

2A48 **Explore Abstract Painting** (W)

Rosemary Vanderbreggen (Fleming & Sheridan Colleges)

Saturday: September 20 (1 day) 9:30 a.m. – 3:30 p.m.

A full day spirited workshop devoted to abstract painting. Open to all levels, this studio is about experimenting with colour, composition, paint mediums, brushes and other tools as you create your own abstract pieces in acrylic. Be prepared to partake in a series of exercises created to explore the notion of abstract art and beyond.

Members: \$82.69 + HST, Non-Members: \$85 + HST

IN THE DVSA GALLERY

SEPTEMBER

Marina Van Raay

OCTOBER

Faculty Show

NOVEMBER

Juried Student Show

DECEMBER

Routes Youth Centre Show

DVSA Gallery
is supported by

incite
FOUNDATION FOR THE ARTS

RIGHT Faculty Show, October 2024



2A49 **Experimental Abstraction**

Rosemary Vanderbreggen (Fleming & Sheridan Colleges)

Wednesday: September 24 – November 26 (10 weeks) 9:30 a.m. – 12:00 p.m.

Put your ideas to the test. Whether you're a beginner or more advanced artist, this deep dive into a variety of art making methods is sure to provide new directions and outlets for your work. Using acrylics as our base, we'll explore the use of additional media to enhance our abstract pieces. Be prepared to challenge yourself with monoprinting, collage, charcoal, pastels and more.

Members: \$300.09 + HST, Non-Members: \$309 + HST



Rosemary Vanderbreggen

An instructor at DVSA and Haliburton School of Art & Design, Rosemary works primarily in the mediums of collage and paint, but is also known to create sculpture and photography artworks. She was the first Reclaim Resident Artist at Haliburton School of Art & Design and has exhibited widely with works in national and international collections. Grounded in art principles and always one to honour the process, she'll have you easing out of your comfort zone and creating fresh work of which to be proud.

2A50 ***NEW* The Large Watercolour Abstract (w)**

Lena Montecalvo

Sunday: November 16 (1 day) 9:30 a.m. – 3:30 p.m.

Find your creative comfort zone working with larger paper and watercolour paint. We'll also break out optional mediums like acrylic ink, gouache and resist as you work on both a structured painting and a piece where you tap into your intuition to see what the inspired mind and feelings produce. It's a great introduction to abstract for beginners and for those with some painting experience who find landscape and more traditional subject matter not for them.

Members: \$82.69 + HST, Non-Members: \$85 + HST

2A51 **Paint BIG**

Giulia Morosin, B.F.A.

Wednesday: September 24 – November 26 (10 weeks) 1:00 p.m. – 3:30 p.m.

Let go of your creative inhibitions and dive into the world of painting BIG. This course will encourage an exploratory approach with innovative painting and multi-media techniques. We'll examine composition, design, colour and a variety of art genres all with a sense of adventure. Plenty of class demos and group discussions provided along with onsite storage for your big canvases. Get ready to go big and bold! Previous painting experience required.

Members: \$300.09 + HST, Non-Members: \$309 + HST

2A52 **Painting Birds (w)**

Michelle Teitsma (Sheridan College)

Sunday: November 16 & 23 (2 days) 9:30 a.m. – 3:30 p.m.

This course will have you exploring how to render our feathered friends while working in oils or acrylics. Using photographic references, we'll cover the basic techniques of conveying shape, light source, quality of line and shading using the tools, techniques and materials of your chosen medium. From close-up sketches and painting in detail, to rendering the full body of your chosen bird, we'll delve into the means of fully capturing these sometimes-elusive subjects. Previous painting experience required.

Members: \$140.89 + HST, Non-Members: \$145 + HST

2A53 ***NEW*** Exploring Impressionism: Helen McNicoll & Berthe Morisot

Diana Gordon, B.A., M.A.

Wednesday: September 24 – November 26 (10 weeks) 7:00 p.m. – 9:30 p.m.

“Capturing the moment” or “capturing sunlight with short daubs of bright paint” describes the enchanting images of Toronto artist, Helen McNicoll and Parisian artist, Berthe Morisot. Their settings are inhabited with playful children outdoors, serene women at leisure inside or hard-working women in gardens. In this class, we’ll first examine Impressionist techniques and approaches, then select and copy at least one work by these two highly regarded women artists. For a second work, you’ll be encouraged to create your own Impressionist composition. Lots of individual attention and instruction provided. Acrylics or oils. Some painting experience is recommended, but not required.

Members: \$300.09 + HST, Non-Members: \$309 + HST

A UNIQUE BLEND OF LECTURE, DISCUSSION AND ART EXERCISES DESIGNED TO DEEPEN YOUR ART. SEE ART HISTORY – MORE ARTISTS’ LIVES ON PAGE 48

2A54 Exploring Post Impressionism: Paul Cézanne and Vincent Van Gogh

Diana Gordon, B.A., M.A.

Monday: September 22 – December 1 (10 weeks) 1:00 p.m. – 3:30 p.m.

Enliven your paintings by learning and experimenting with the bold brushwork, vibrant colours and energized compositions of master painters, Cézanne and Van Gogh. Many artists, including the Group of 7, have been inspired by these lively painting as drawing techniques. We start with constructive drawing, composition and mark making exercises. Then we apply this knowledge to copy one still life and one landscape or create our own compositions. Acrylics, oils or watercolour all suitable. Some painting experience recommended. Part 1: Cézanne and the Art of the Still Life (5 weeks) Part 2: Van Gogh and

Modelling Landscape (5 weeks). ***Please note: there will be no class on October 13th***

Members: \$300.09 + HST, Non-Members: \$309 + HST

2A55 ***NEW*** Painting Next Steps: Develop Your Personal Style

James Gummerson (Sheridan College)

Tuesday: September 23 – December 2 (10 weeks) 7:00 p.m. – 9:30 p.m.

Unlock your creative potential in this lively class designed to help painters develop their own artistic voice. Whether you’re just starting your artistic journey or looking to sharpen your skills, this studio time will guide you through the essential process of working inventively with photo references to move beyond merely copying and express your personal vision and ideas in fully realized paintings. With hands-on instruction and thoughtful exercises, you’ll explore composition, color mixing and other essential techniques tailored to your chosen painting medium – acrylic, oil or watercolor. The emphasis is on developing your personal style, refining your creative process and gaining confidence in translating concepts into tangible artwork. Ideal for artists who have taken at least one introductory painting class or have similar experience. ***Please note: there will be no class on September 30th***

Members: \$300.09 + HST, Non-Members: \$309 + HST

2A56 Drawing Into Painting – Int

Holly Sneath, B.A., M.F.A.

Thursday: September 25 – November 27 (10 weeks) 1:00 p.m. – 3:30 p.m.

A course for the intermediate painter wishing to strengthen their work according to their own aesthetic. Using thumbnail drawings, you’ll begin by developing strong and interesting compositions. These quick studies will then be transposed onto your support – canvas, paper, board or other suitable surfaces. We’ll explore underpainting, blocking in values, assessing colour temperatures and layering paint/colour to achieve a strong and unified whole. Use any painting medium with which you have familiarity – acrylic, oil, watercolour or pastel. This course involves artists mainly working independently on projects of their choice using photos, sketches, still-life set-ups, mirrors, etc. as source materials. Come prepared with your source material, sketchbook and pencil, and your chosen painting medium and support (canvas, etc.). Instruction and guidance from the instructor is generally provided individually.

Members: \$300.09 + HST, Non-Members: \$309 + HST

Painting

2A57 **Going Rogue With A Reference**

Michelle Teitsma (Sheridan College)

Friday: September 26 – October 17 (4 weeks) 1:00 p.m. – 3:30 p.m.

When Edgar Degas stated, “Art is not what you see, but what you make others see,” he was referring to the artist’s perspective in painting. The experiments in this class will assist you in emulating rather than imitating what you observe and embracing the fact that your painting may not be an exact replica of your reference. Utilizing photographs and historical works as our starting point, we’ll abstract the shapes and gradually develop them into a novel interpretation of our reference material. We’ll explore the concepts of value massing, weight and counterweight, as well as the various ways in which we can combine artistic elements in unexpected ways. You’ll have the option of creating a fully representational, fully abstract or a combination of both painting styles. Color theory and mixing, composition principles and other relevant topics are included in this captivating class designed to kick you out of your comfort zone. For oils or acrylics or pastel. Some previous painting experience is recommended.

Members: \$144.92 + HST, Non-Members: \$149 + HST (Price includes a \$5 material fee)

2A58 **Independent Painting**

Holly Sneath, B.A., M.F.A.

Thursday: September 25 – November 27 (10 weeks) 9:30 a.m. – 12:00 p.m.

Work in any painting medium and pursue your personal area of interest with support and feedback from the instructor and other participants. This course is tailored to each individual according to their own interests and aesthetic. Students are encouraged to bring source materials such as a sketchbook, photos, etc. For intermediate/advanced artists.

Members: \$300.09 + HST, Non-Members: \$309 + HST

2A59 ***NEW* Paint, Paper and Fabric Studio**

Rosemary Vanderbreggen (Fleming & Sheridan Colleges)

Wednesday: September 24 – November 26 (10 weeks) 1:00 p.m. – 3:30 p.m.

Change, paint, print, collect, reuse and make! Experimenting with a range of media and approaches is at the heart of this studio as we use paint, paper and fabric to create unique and interesting art. Class projects offer lessons on design criteria, colour and value plus a look at past and current mixed media artists for inspiration. Through engaging projects, you’ll discover lots of new ways to expand your art practice with fresh ideas sure to enrich your personal work. No experience required.

Members: \$300.09 + HST, Non-Members: \$309 + HST

2A60 **Introduction To Graffiti**

Chris Perez

Saturday: September 27 – October 18 (4 weeks) 12:00 p.m. – 3:00 p.m.

This course offers a focused introduction to graffiti as a contemporary art form. Designed for adults of all experience levels, the program explores the fundamentals of graffiti writing, tagging, style development, and spray-painting techniques. Each session includes a balance of theory, technique, and guided practice. This course is ideal for artists, designers, educators, or anyone interested in learning the technical and cultural foundations of graffiti.

Members: \$204.17 + HST, Non-Members: \$209 + HST (Price includes a \$40 material fee)

“DVSA is a creative hub for artists who wish to feel supported in developing and honing their craft. I highly recommend its many varied courses!”

– MARTHA PICKETT



Botanical Art is the scientifically accurate depiction of plant species while also incorporating aesthetic and artistic appeal. This art form is both highly detailed and specific in the rendering of a plant's form, colour and textures. These workshops offer students an opportunity to explore the challenges of creating realistic drawings and paintings of seasonally themed plants.

2A61 A Botanical Palette – Watercolour (w)

Heather Gross

Saturday: September 20 & Sunday: September 21 (2 days) 9:30 a.m. – 3:30 p.m.

Continuing with colour focused topics in botanical watercolour, Heather's first fall session is a focus on the warm hues of the colour spectrum. Autumn is an ideal time as Mother Nature's palette moves into a tapestry of yellow, red, orange and brown options all around us. The requirement of accurate colour matching will be discussed and demonstrated as well as the pigments best suited for the season's offering. You'll draw a small subject and put the colour exercises into practice.

Participants must already own or purchase a copy of the accompanying e-booklet "Botanical Palette - Warm Hues and Fall Subjects," available as an add-on when registering for \$20 + HST.

Members: \$140.89 + HST, Non-Members: \$145 + HST

2A62 Botanical Art – Seeing Red In Watercolour (w)

Heather Gross

Saturday: November 15 & Sunday: November 16 (2 days) 9:30 a.m. – 3:30 p.m.

No other colour in the spectrum visible to the human eye has quite the same impact as red. It always dominates an artwork in which it's featured and is often one of the most challenging of colours to tame.

Join Heather to unlock the secrets of success with this hue, working in watercolour and examining both composition and the warm or cool value range interpretations. Subject options will involve a choice of flower or fruit. Participants must be fully comfortable with the accurate drawing of an actual plant specimen.

Participants must already own or purchase a copy of the accompanying e-booklet "Botanical Palette - Seeing Red Painting Red - watercolour", available as an add-on when registering for \$20 + HST.

Members: \$144.92 + HST, Non-Members: \$149 + HST (Price includes a \$5 material fee)

2A63 Pottery For The Petrified (w)

Amanda Kopas, B.F.A.

A: Saturday: September 20 (1 day) 9:30 a.m. – 3:30 p.m.

B: Sunday: September 21 (1 day) 9:30 a.m. – 3:30 p.m.

C: Sunday: November 30 (1 day) 9:30 a.m. – 3:30 p.m.

Wondering if the art of pottery is for you? Spend the day “pottering” in our ceramics studio and find out. You’ll get to explore working with slabs, coils and the wheel as you determine if this hands-on medium might be for you. Absolutely no experience required. Clay and materials are all provided – just show up and let it happen. Warning: pottery can be very addictive...

Members: \$106.72 + HST, Non-Members: \$109 + HST (Prices include clay & firing fee)

2A64 Pottery For Beginners

Dawn Hackett-Burns (Sheridan College)

A: Friday: September 26 – November 28 (10 weeks) 7:00 p.m. – 9:30 p.m.

B: Sunday: September 28 – December 7 (10 weeks) 1:00 p.m. – 3:30 p.m.

A special engaging and inspiring course designed for the absolute beginner potter. You’ll learn the basics of handbuilding with clay, using pinch pot slab and coil techniques to create your own unique projects.

Then, it’s on to an introduction to the pottery wheel for shaping more of your clay ideas. We’ll end with lessons on selecting and applying glazes and how to prep your works for the kiln firing stage. ***Section B**

Please note: there will be no class on October 26th*

Members: \$356.06 + HST, Non-Members: \$365 + HST (Prices include \$55 firing & glazing fee) Clay extra.

LOOKING FOR A FUN FRIDAY NIGHT? TRY OUR DVSA FRIDAY NIGHT POTTERY WORKSHOPS – NO PREVIOUS EXPERIENCE REQUIRED. SEE PAGE 20

2A65 Pottery For All Levels

A: Monday: September 22 – December 1 (10 weeks) 7:00 p.m. – 9:30 p.m.

Richard Fisher (Sheridan College)

B: Tuesday: September 23 – December 2 (10 weeks) 1:00 p.m. – 3:30 p.m.

Reid Flock, M.F.A.

C: Tuesday: September 23 – December 2 (10 weeks) 7:00 p.m. – 9:30 p.m.

Amanda Kopas, B.F.A.

D: Wednesday: September 24 – November 26 (10 weeks) 1:00 p.m. – 3:30 p.m.

Christie Gruppé, B.F.A., (Sheridan College)

E: Wednesday: September 24 – November 26 (10 weeks) 7:00 p.m. – 9:30 p.m.

Karla Rivera

F: Thursday: September 25 – November 27 (10 weeks) 7:00 p.m. – 9:30 p.m.

Zoë Pinnell, B.A.

Our most popular pottery sessions, these classes are designed to accommodate all levels of learners as you hone your skills and transform your ideas into inspired, finished pottery. Students seeking ceramic fundamentals will learn the hand-forming techniques of working with clay, including pinch, coil, slab and the potter’s wheel. Also covered are the basics of glazing and surface decoration. More advanced potters will receive feedback and guidance as they set their own goals. For adults and students 16+. ***Section A Please note: there will be no class on October 13th* *Section B & C Please note: there will be no class on September 30th***

Members: \$356.06 + HST, Non-Members: \$365 + HST (Prices include \$55 firing & glazing fee) Clay extra.

2A66 Handbuilding Mugs (w)

Dawn Hackett-Burns (Sheridan College)

Saturday: September 27 (1 day) 9:30 a.m. – 12:00 p.m.

Create a large mug perfect for your morning coffee using handbuilding techniques to form and texturize the clay. Then, choose from a range of glaze options to create a truly unique piece. This workshop is perfect for those with no experience in clay – come with a friend or fly solo and make some new ones!

Members: \$67.92 + HST, Non-Members: \$69 + HST (Prices include \$10 firing & glazing fee and \$15 material fee).

2A67 Handbuilding A Platter (w)

Dawn Hackett-Burns (Sheridan College)

Saturday: October 25 (1 day) 9:30 a.m. – 12:00 p.m.

Pitter pitter, let's get at 'er. You'll work with clay to create a texturized slab and form it into a small plate. The bonus fun is being able to experiment with various forms of stamping and fabric applications to create a piece just as unique as you are. Then, it's over to the glaze room to choose and apply the perfect finish to complete your masterpiece. A great workshop for beginners!

Members: \$67.92 + HST, Non-Members: \$69 + HST (Prices include \$10 firing & glazing fee and \$15 material fee).

2A68 Handmade Ceramic Tiles (w)

Zoë Pinnell, B.A.

Saturday: September 20 (1 day) 9:30 a.m. – 3:30 p.m.

Create your own vibrant ceramic tile featuring a unique illustrative surface. You'll learn pottery handbuilding and sgraffito techniques, along with how to apply slips, terra sigillata treatments, transfers and underglazes. We'll also look at how to mix and customize your own materials. The result will be an artful tile ready to give as a gift or display in your home. For all levels – bring a friend and make it a weekend to remember.

Members: \$106.72 + HST, Non-Members: \$109 + HST (Prices include \$10 firing & glazing fee and \$15 material fee).

2A69 Clay Freestyle

Richard Fisher (Sheridan College)

Monday: September 22 – December 1 (10 weeks) 1:00 p.m. – 3:30 p.m.

This is a fun, free-form open studio format where you can work on a variety of clay processes under the guidance and mentorship of the instructor. Handbuilding and/or working on the wheel – it's all fair game. Throughout the course, you'll be guided in the development of a personal sense of style and by the later weeks, be encouraged to hone your skills. For all levels. ***Please note: there will be no class on October 13th***

Members: \$356.06 + HST, Non-Members: \$365 + HST (Prices include \$55 firing & glazing fee) Clay extra.

2A70 Good Morning, Potters

Christie Gruppé, B.F.A. (Sheridan College)

Wednesday: September 24 – November 26 (10 weeks) 9:30 a.m. – 12:00 p.m.

A morning class for all levels. Wake up your creative side as you take time to develop your skills working on the potter's wheel – whether for the first time or the 500th time. Christie will give you the individual attention you need as a beginner or more experienced thrower. You'll also learn the hand-forming techniques of working with clay such as pinching, coiling and soft slab construction to create your own ceramic pieces.

Members: \$356.06 + HST, Non-Members: \$365 + HST (Prices include \$55 firing & glazing fee) Clay extra.

LEARN THE BASICS OF SCULPTING IN CLAY. SEE OUR INTRO TO CLAY SCULPTURE AND SCULPTING THE FIGURE IN CLAY CLASSES ON PAGE 41

2A71 Handbuilding 101 and Beyond

Zoë Pinnell, B.A.

Friday: September 26 – November 28 (10 weeks) 9:30 a.m. – 12:00 p.m.

Discover how to work with clay off the wheel as you explore your creative side and develop the dexterity and skill needed for the fine art of pottery. Learn to shape and form your clay ideas using coils, pinching, slabs and the extruder. Whether you are new to handbuilding or a seasoned potter, Zoë's self-guided approach and expert tips and techniques will take your handbuilt work to the next level.

Members: \$356.06 + HST, Non-Members: \$365 + HST (Prices include \$55 firing & glazing fee) Clay extra.

2A72 Intermediate/Advanced Pottery

A: Tuesday: September 23 – December 2 (10 weeks) 7:00 p.m. – 9:30 p.m.
Reid Flock, M.F.A.

B: Thursday: September 25 – November 27 (10 weeks) 1:00 p.m. – 3:30 p.m.
Karla Rivera, B.A.

A class for the seasoned potter looking to tackle challenging projects and move their ideas forward in a supportive environment. Spend your studio time mastering the hand-forming techniques of working with clay and the potter's wheel as you create your own ceramic pieces. Various forms of decoration and glaze firing will also be explored. ***Section A Please note: there will be no class on September 30th***
Members: \$356.06 + HST, Non-Members: \$365 + HST (Prices include \$55 firing & glazing fee) Clay extra.

2A73 Pottery For The Kitchen

Reid Flock, M.F.A.

Monday: September 22 – December 1 (10 weeks) 7:00 p.m. – 9:30 p.m.

More than just functional forms, this class begins with each participant's personal relationship to food and the kitchen. We'll start by considering ingredients and cooking processes, then move toward clay forms that reflect individual perspectives on preparing, serving and sharing meals. Whether it's a lidded casserole dish or an unexpected shape that emerges from a favorite recipe, each project tells a personal story. Clay becomes a proponent of culinary exploration, encouraging you to discover what matters most in your own kitchen. ***Please note: there will be no class on October 13th***

Members: \$356.06 + HST, Non-Members: \$365 + HST (Prices include \$55 firing & glazing fee) Clay extra.

2A74 Kiln Firing Basics (W)

Amanda Kopas, B.F.A.

Sunday: November 23 (1 day) 9:30 a.m. – 12:30 p.m.

Understanding how kiln firings work is a valuable tool on your journey to becoming an accomplished potter. As you learn the basics of operating both manual and digital fire electric kilns, we'll cover kiln safety, studio safety, kiln loading and maintenance. You'll also have the hands-on experience of loading a kiln under supervision and how to maintain the upkeep of kiln shelves. Plus, there'll be time for Q&A on choosing a home kiln, how kiln firing affects your pieces and more.

Members: \$53.59 + HST, Non-Members: \$55 + HST



Amanda Kopas

Amanda attended Haliburton School of the Arts for an intensive one semester program in ceramics. Upon graduation in 2013, she did a second year of the ceramics diploma program at Sheridan College before heading east to attain her BFA at Nova Scotia College of Art and Design. She also took on a seasonal residency at the Nova Scotia Centre for Craft. Now back in Hamilton, she is active teaching classes, participating in shows and making ceramic creations in her home studio.

2A75 Chinese Brush On Clay

Karla Rivera, B.A. and Karen Logan (CFS)

Monday: September 22 – October 6 (3 weeks) 7:00 p.m. – 9:30 p.m.

Traditional Chinese brush painting, or guohua, is created using a brush dipped in black ink, typically applied to paper or silk. Imagine bringing this art form to life on your own ceramic piece. In this special "double the fun" class, you'll begin working with Karen, exploring the unique brushstroke techniques and tools used in guohua. Then, under Karla's guidance, you'll craft your own ceramic pieces. Finally, you'll complete your artistic journey by applying oxides and these elegant brush techniques to your very own ceramic creation. No previous experience needed – all levels welcome.

Members: \$165.52 + HST, Non-Members: \$169 + HST. (Prices include \$15 firing & glazing fee and \$30 material fee).

2A76 Full On Raku – Intensive

- A: Monday: September 8 – Friday: September 12 (5 days) 9:30 a.m. – 3:30 p.m.
Karla Rivera, B.A.
- B: Monday: September 15 – Friday: September 19 (5 days) 9:30 a.m. – 3:30 p.m.
Christie Gruppé, B.F.A. (Sheridan College)
- C: Monday: December 8 – Friday: December 12 (5 days) 9:30 a.m. – 3:30 p.m.
Karla Rivera, B.A.

Spend a week discovering (or re-discovering) the joy and magic of raku pottery. We'll begin by designing our vessels and forms using both the wheel and handbuilding techniques. These works will then be bisque fired at the school and ready for a full-day of firings on Friday. Thursday promises an exploration of surface design and glaze testing as we warm up the raku kiln and get our first pieces through the kiln. Potters need not have any work prepared in advance – everything will be made throughout the week. Combustibles such as wood shavings, horsehair, feathers and sugar will all be available for the kiln firing, but you may bring your own if preferred. For all levels – newbies to advanced. However, previous clay experience is recommended. Members: \$356.06 + HST, Non-Members: \$365 + HST (Prices include \$55 firing & glazing fee) Clay extra.

2A77 Pottery Open Studio

Students registered in the current 10-week pottery program may take advantage of open studio times to continue developing their work and technique. Come for a single session or benefit from the discounted rate available by purchasing a 10-visit card (to be presented at the time you sign in).

Want your studio time for free? Current students interested in studio monitoring in exchange for the open studio fees should contact the school to apply. Please indicate which sessions you wish to monitor and we'll send you the details and an application.

Please note: staff and faculty are currently working to find additional hours of open studio time between terms. Please check the Ceramics Studio blackboard for details as they become available.

Pottery Open Studio on Wednesdays and Sundays is access to the secondary pottery studio only. Due to classes in progress, the main pottery studio and glazing room are not accessible to Open Studio attendees on these days.

Dates: September 29 – November 21 (8 weeks)			
Monday Not available October 13	9:30 a.m. – 12:00 p.m.		4:00 p.m. – 6:00 p.m.
Tuesday			4:00 p.m. – 6:00 p.m.
Wednesday Access to the secondary pottery studio only.		1:00 p.m. – 3:30 p.m.	4:00 p.m. – 6:00 p.m.
Thursday	9:30 a.m. – 12:00 p.m.		4:00 p.m. – 6:00 p.m.
Friday		1:00 p.m. – 3:30 p.m.	
Saturday			
Sunday Access to the secondary pottery studio only.	9:30 a.m. – 12:00 p.m.		

Cost: \$20 + HST per visit. | **10 Visit Card:** Members: \$102.21 + HST, Non-Members: \$105 + HST
Please note: we are unable to provide refunds or credits for lost or stolen pottery open studio cards.

Sculpture

2A78 Intro To Clay Sculpture

Pauline Halsey, B.F.A.

Friday: September 26 – November 28 (10 weeks) 7:00 p.m. – 9:30 p.m.

Learn the basics of sculpting in clay. This class is ideal for those with some artistic background, looking to explore the medium of ceramics and build on learned skills each week. You'll be introduced to basic hand-building techniques such as slab, coil and pinch, along with an overview of the sculpting tools. With guidance from Pauline, you'll then work to design and create your own original piece(s). This course is designed to provide you with lots of room to experiment. You'll have the opportunity to work with representational and/or abstracted sculpture, while also exploring the relationship between functional pottery and sculptural objects. Members: \$346.06 + HST, Non-Members: \$355 + HST (Prices include \$20 firing and glazing fee and \$25 material fee) Clay extra.

2A79 Sculpting The Figure in Clay

Wayne Moore (DVSA)

Monday: September 22 – November 17 (8 weeks) 1:00 p.m. – 4:00 p.m.

Discover the satisfaction of creating in three dimensions as you construct a human form using a live model for reference. No previous sculpture experience is required but students should have some basic drawing skills. All facets of hand building and clay modelling techniques will be discussed and demonstrated. There will be group and individual instruction to further develop the student's understanding of the figure. ***Please note: there will be no class on October 13th***

Members: \$386.37 + HST, Non-Members: \$395 + HST (Prices include \$20 bisque firing and \$75.47 model fee) Clay extra.

2A80 ***NEW*** Wire Sculpture – Trees On A Rock (w)

John Novak

Sunday: December 7 (1 day) 9:30 a.m. – 3:30 p.m.

Discover the delicate and novel art of sculpting with wire as you create a whimsical tree on a rustic rock base. In this 1-day workshop, you'll merge your imagination with wire and simple hand tools to form your own original tree sculpture approximately 9" tall. All materials are provided by John, but you will need a pair of needle nose and linesman pliers. No experience required – for all levels.

Members: \$96.72 + HST, Non-Members: \$99 + HST (Prices include \$15 material fee)



Photography

2A81 Introduction To Digital Photography

A: Tuesday: September 23 – December 2 (10 weeks) 9:30 a.m. – 12:00 p.m.

Edward Eastman

B: Tuesday: October 14 – December 2 (8 weeks) 7:00 p.m. – 9:30 p.m.

Barry Gray (Conestoga College)

C: Thursday: September 25 – November 27 (10 weeks) 7:00 p.m. – 9:30 p.m.

Jennifer Finn, B.A. (Sheridan College)

In this beginner level course, you'll develop a solid foundation by using your digital camera in class and receiving feedback on your photos. Fully understand shutter-speeds, apertures, ISO, histograms, focusing and the various exposure modes available to create better quality images. We'll also cover how to safely transfer and backup your photos. Bring your camera, or if you are looking to purchase, hold off until after the first class as we'll review various makes and models. ***Section A Please note: there will be no class on September 30th***

Section A & C Members: \$320.09 + HST, Non-Members: \$329 + HST (Prices include media lab fee)

Section B Members: \$261.89 + HST, Non-Members: \$269 + HST (Prices include media lab fee)



Edward Eastman

Edward enjoys teaching photography and believes it's a journey of discovery for both student and teacher alike. A photographer for over 40 years, he is a graduate of the Photography program at Toronto Metropolitan University and has had his images featured on numerous local magazine covers. In the early 90s, Edward joined the Latow Camera Club at the Art Gallery of Burlington (AGB) leading the Studio Group for five years. He has taught photography at Beaux-Arts, Brampton, Joshua Creek Heritage Arts Centre, the Art Gallery of Burlington and here at Dundas Valley School of Art.

2A82 Digital Photography 2: The Art Of Photography

Jennifer Finn, B.A. (Sheridan College)

Monday: September 22 – December 1 (10 weeks) 7:00 p.m. – 9:30 p.m.

Developing your creative voice and photographic style is top priority as we delve into fine art photography. With a focus on inspiration and vision through composition and the art of storytelling, you'll grow your skills and come to understand what makes a good photograph. Topics include an examination of Black and White photography and methods to bring out the best in your images through Photoshop. Throughout the course, there will be practical assignments designed to help take your photographs to the next level. Prerequisite: Introduction to Digital Photography or permission from the instructor. ***Please note: there will be no class on October 13th***

Members: \$320.09 + HST, Non-Members: \$329 + HST (Prices include media lab fee)

2A83 ***NEW*** Photography Discussion Workshop (w)

Edward Eastman

Sunday: September 28, November 2 & December 7 (3 days) 12:30 p.m. – 3:30 p.m.

The Photography Discussion Workshop offers a meeting time to view, review, discuss and critique your photographic images. The workshop's goal is to foster an open and lively exchange of creative photographic ideas that will inspire you to experiment and grow as an artistic photographer. Attendees will share their digital images and provide their original intention/objective for the image – the group is encouraged to offer constructive thoughts, impressions and suggestions under the instructor's direction and guidance. Open to all – previous experience with digital photography is recommended.

Members: \$140.89 + HST, Non-Members: \$145 + HST

2A84 Landscape and Nature Photography

Barry Gray (Conestoga College)

Wednesday: September 24 – November 5 (6 weeks) 1:00 p.m. – 3:30 p.m.

Creating a strong photograph in the outdoor environment is an art process that takes some practice. In this outdoor/indoor course, you'll learn how to overcome challenges in lighting, composition and other factors to create great landscape or nature photographs. We'll travel to a variety of locations in the area to do fieldwork and be in the studio for feedback sessions on our images. You must have a DSLR or mirrorless camera, a basic understanding of photography (not for beginners) and access to a car for class field trips.

Please note: there will be no class on October 8th

Members: \$222.97 + HST, Non-Members: \$229 + HST (Price includes a media lab fee)

2A85 Abstract Photography Workshop (w)

Jennifer Finn, B.A. (Sheridan College)

Sunday: October 5 (1 day) 9:30 a.m. – 3:30 p.m.

Abstract photography is about capturing something visually in a way it would not usually be viewed – the focus being on shape, contrast, colour, form, pattern and texture. In this one-day workshop, we'll define abstract photography, study examples that work and review key elements, techniques and challenges. A shooting session within walking distance of the school will be followed by a group share of our photo roll and a discussion of what worked and what didn't. You'll come away with a slew of new ideas and techniques designed to refine your photographer's eye. Participants should have some basic photography knowledge.

Bring your camera – DSLR, point & shoot or phone will do.

Members: \$102.69 + HST, Non-Members: \$105 + HST (Prices include media lab fee)

2A86 Better Photos With Your Smartphone (w)

Barry Gray (Conestoga College)

Sunday: November 30 (1 day) 9:30 a.m. – 3:30 p.m.

Phone cameras can take photos that rival images created with more complicated and expensive pro models. The trick? Learning HOW to take better photographs. In this one-day workshop, we'll solidify our understanding of how our phone camera works – its strengths and limitations. We'll delve into what good photographers know: that composition, lighting and timing are what make a great picture. Following our classroom session, we'll spend some time using our phones to take pictures and see what we can learn from the results. Bring your smartphone.

Members: \$102.69 + HST, Non-Members: \$105 + HST (Prices include media lab fee)

2A87 Close-Up and Macro Photography Workshop (w)

Jennifer Finn, B.A. (Sheridan College)

Sunday: September 21 (1 day) 9:30 a.m. – 3:30 p.m.

Get ready to see the world from a whole new perspective. In this one-day workshop, we'll explore the art of photographing the intricate details of everyday objects and nature, transforming the ordinary into the extraordinary. We'll review equipment essentials and the key techniques such as lighting, composition and exposure needed to get that perfect macro photograph. We'll also look at examples of close-up work, share some tips and tricks and then get some hands-on practice capturing visually stunning images. Participants need to bring a DSLR, mirrorless or superzoom bridge camera. A macro lens or close-up filters are helpful, but not necessary. Pre-requisite: basic camera and photography knowledge.

Members: \$102.69 + HST, Non-Members: \$105 + HST (Prices include media lab fee)

2A88 Photography Editing For Beginners (w)

Jennifer Finn, B.A. (Sheridan College)

Sunday: October 19 (1 day) 9:30 a.m. – 3:30 p.m.

Do you find photo editing intimidating? This beginner workshop will provide you with the skills to successfully start editing your photographs and take them to the next level. Using Adobe software, we'll start with the basics – learning how to convert RAW files to JPEGs, fixing exposure, colour correcting, cropping and object removal. You'll also expand your creative options by learning how to turn your photographs into effective black and white images. It's a day sure to add a real shot of confidence to your photo work. Participants should bring their own digital photographs to edit in the workshop.

Members: \$102.69 + HST, Non-Members: \$105 + HST (Prices include media lab fee)

Photography

2A89 ***NEW*** Dive Into Digital: A Beginners Exploration Of Photo Editing With GIMP ^W

Jennifer Finn, B.A. (Sheridan College)

Sunday: November 9 (1 day) 9:30 a.m. – 3:30 p.m.

Learn the skills to successfully start editing your photographs and take them to the next level. This beginner workshop introduces the free digital editing software GIMP – a highly cost efficient and popular alternative to Photoshop. Together, we'll navigate the software, stopping along the way to try out editing tools and techniques such as converting RAW files to JPEGs, fixing exposure, image cropping, object removal and more. But that's not all— we'll also cover how to transform your photos into artful stunning Black and White creations. By the end of the day, you'll feel more confident about using the magic of digital editing to elevate your photo work. Participants should bring their own digital photographs to edit in the workshop.

Members: \$102.69 + HST, Non-Members: \$105 + HST (Prices include media lab fee)

2A90 ***NEW*** Lightroom Classic For Beginners

Edward Eastman

Monday: September 22 – November 3 (6 weeks) 7:00 p.m. – 9:30 p.m.

Not to be confused with Lightroom, Lightroom Classic (LrC) is Adobe's most popular, non-destructive Raw image editing software. It provides photographers with an easy way to import, organize and edit all their digital Raw files. In this course, you'll learn the system for managing folders and organizing image files, as well as how to edit exposure, apply lens corrections, set white balance, crop your image, batch process multiple images, create and apply your own LrC Presets, create B&W photos and much more. Step-by-step instructions are provided and serve as a helpful resource once the course is done. Students must bring their own laptop (Apple or PC) with the current subscription version of Lightroom Classic installed. Suitable for photographers with all levels of experience. ***Please note: there will be no class on October 13th***

Members: \$202.97 + HST, Non-Members: \$209 + HST



2A91 Mosaics & Working In A Series

Heather Vollans

Thursday: October 16 – November 6 (4 weeks) 9:30 a.m. – 12:00 p.m.

Discover the depth, texture and beauty to be found in the mosaic medium – the art of creating with an assemblage of pieces of coloured glass, stone or other materials. Over four sessions, you'll have the chance to design 3 to 5 small works developed as a series which allows for an in-depth exploration of materials to create a cohesive body of work. Connections between the works are achieved using design elements such as colour, texture, line, shape, cutting and laying techniques, varying the background, etc. Instruction includes preparing substrates, cutting with specialty tools, adhesives for a variety of materials and design considerations. Additional instruction will be provided on texturizing and colouring interesting backgrounds. You can choose to work in one material, exploring options for cutting, laying and altering backgrounds, or work with 2-3 different materials to create cohesion between your creations. All levels – no previous experience required.

Member: \$184.92 + HST, Non-Members: \$189 + HST (Prices include \$45 material fee)

2A92 Introduction To Stained Glass

Teresa Seaton, B.F.A.

Thursday: September 25 – October 9 (3 weeks) 6:30 p.m. – 9:30 p.m.

This short course introduces the basics of working with stained glass and copper foiling. You'll learn to cut, grind, foil, solder and finish a 9-12 piece suncatcher you can take home and hang. All materials and tools supplied. Note: this is a hands-on class and a certain amount of wrist strength is required.

Members: \$200.89 + HST, Non-Members: \$205 + HST (Prices include \$60 material fee)

2A93 Stained Glass – Part 2

Teresa Seaton, B.F.A.

Thursday: October 16 – November 20 (6 weeks) 6:30 p.m. – 9:30 p.m.

This course will have you using the skills and techniques learned in Introduction to Stained Glass (or equivalent) to produce an 8" x 10" original design, stained glass panel. Your final take home piece will consist of 20-30 pieces of glass. Students should bring in a few copies of a simple photograph of a landscape, flower or portrait to work from. Pre-requisite: Introduction to Stained Glass.

Members: \$337.74 + HST, Non-Members: \$345 + HST (Prices include \$95 material fee)

2A94 Fine Art Stained Glass – Open Studio

Teresa Seaton, B.F.A.

Wednesday: October 15 – November 26 (7 weeks) 6:30 p.m. – 9:30 p.m.

For students who have taken the Stained Glass – Part 2 course and would like to continue developing their fabrication skills while working on a personal project under Teresa's guidance. Prior to the start of class, send your panel designs to Teresa so she can advise on a supply list and purchasing recommendations. Cutters and grinders will be supplied in studio, but your consumables – glass, foil, solder, liquids and main working boards will need to be purchased in advance. Ongoing work and supplies can be stored at DVSA for the duration of the open studio.

Members: \$306.54 + HST, Non-Members: \$315 + HST (Prices include \$25 material fee)

2A95 Stained Glass Workshop (w)

Siobhan Lynch

A: Leaves of Autumn, Sunday: October 19 (1 day) 9:30 a.m. – 3:30 p.m.

B: Fish, Sunday: November 9 (1 day) 9:30 a.m. – 3:30 p.m.

C: Holiday Creations, Sunday: November 30 (1 day) 9:30 a.m. – 3:30 p.m.

Create your own stained-glass artwork in this beginner level workshop. We'll cover the basic steps of creating a beautiful stained-glass work of art you can share with someone special (or keep it for yourself!). Explore the properties of glass with its many textures and colours and learn the essential techniques to make a striking piece of glass art. All tools and materials will be provided.

Member: \$126.72 + HST, Non-Members: \$129 + HST (Prices include \$45 material fee)

2A96 **Print Exploration Workshop** (w)

Cornelia Peckart (OCA)

Sunday: October 19 (1 day) 9:30 a.m. – 3:30 p.m.

Join Cornelia for this all-day printmaking workshop. A range of print techniques will be demonstrated, and you can choose to work on one or all of them. Learn about printing on a variety of surfaces and the importance of inks and paints for the best possible outcomes. No experience is required for this hands-on day of material exploration.

Members: \$92.69 + HST, Non-Members: \$95 + HST (Prices include \$10 material fee)

2A97 **Lino Block Printing** (w)

Giulia Morosin, B.F.A.

Sunday: December 7 (1 day) 9:30 a.m. – 3:30 p.m.

Come and learn the art of carving a lino block to create single and multi-coloured limited edition prints. Start with the perfect design, carve your block and then print as many copies as you wish. We'll discuss techniques for using the carving blades, the ideal paper to use, how to layer colours and much more – all sure to produce vibrant results. Printing on paper or fabrics such as a tea towel or tote bag is also an option. For all levels.

Members: \$86.72 + HST, Non-Members: \$89 + HST (Prices include \$5 material fee)

2A98 **Linocut Printmaking** (w)

Laura Bromwich, B.A., (D.T.A.T.I.)

Sunday: November 16 (1 day) 10:00 a.m. – 3:00 p.m.

Discover and learn the basics of linocut printing while making an original hand printed design. In this 1-day workshop, we'll cover basic design principles for successful linoleum cutting techniques and printing onto paper. You'll learn how to create your own unique design and develop skills in basic lino block carving and hand printing. Enjoy the possibilities of printmaking! No drawing or printmaking experience necessary – suitable for all levels. Students who have completed any block printing classes or workshops will benefit from further development of skills and techniques.

Members: \$77.17 + HST, Non-Members: \$79 + HST (Prices include \$10 material fee)

2A99 **Printing With Gelli Plates** (w)

Tina Destro, B.A.

A: Saturday: September 20 (1 day) 10:00 a.m. – 3:00 p.m.

B: Sunday: November 9 (1 day) 10:00 a.m. – 3:00 p.m.

Fall in love with gel printing. The reusable gelatin plates allow you to make unique monoprints without a large, expensive press. We'll explore object printing, relief, stencils, image transfers and painterly prints while working with fluid acrylics for textures and interesting results. A fun class for beginner to intermediate printmakers – it's all about experimenting and discovering where the creative potential of gelli plates will lead us.

Members: \$83.14 + HST, Non-Members: \$85 + HST (Prices include \$15 material fee)

2A100 **Watercolour Monotype** (w)

Laura Bromwich, B.A., (D.T.A.T.I.)

Sunday: November 23 (1 day) 10:00 a.m. – 3:00 p.m.

Explore the creative process of monoprinting using watercolour paints instead of printmaking inks. Painting with fluid watercolours onto a plexi-glass plate, you'll be able to create washes of colour and spontaneous forms. Transferring your work from plate to paper results in prints that are both luminous and unique. An exciting workshop for printmakers and watercolour artists alike. And, suitable for all levels.

Members: \$77.17 + HST, Non-Members: \$79 + HST (Prices include \$10 material fee)

2A101 ***NEW* Weaving 101** (w)

Emma Enright, B. Des.

Sunday: October 5 (1 day) 9:30 a.m. – 3:30 p.m.

Discover the rewarding art of weaving on a tapestry loom to create a hand-woven work. You'll learn about the different materials and fibres one can use, weaving methods, how to attach the artwork to a dowel and then practice the hemstitch as a finishing technique. No previous experience required.

Members: \$112.69 + HST, Non-Members: \$115 + HST (Prices include \$30 material fee)

2A102 ***NEW* Basics For Embroidery** (w)

Emma Enright, B. Des.

Sunday: November 9 (1 day) 9:30 a.m. – 3:30 p.m.

Working off an embroidery hoop, you'll learn how to create a straight stitch, a French knot and other techniques to incorporate into your embroidery design. It's a fun and engaging Sunday for all levels of textile artists – no previous experience required.

Members: \$112.69 + HST, Non-Members: \$115 + HST (Prices include \$30 material fee)

2A103 ***NEW* Original Stitched Ornaments** (w)

Shannon Quigley, M.A.

Sunday: November 30 & December 7 (2 days) 1:00 p.m. – 3:30 p.m.

Make your own embroidered ornament! Whether it's something unique for your holiday decor or a gift for a loved one, you'll work with textile artist Shannon Quigley to bring your ornament design ideas to life. This is a two-part workshop – in the first session we'll work together to turn your ideas into a pattern by tracing images (bring some inspirational photos on your phone) while also learning a few embroidery stitches. In the second session, we'll create a stitch plan and start embroidering your ornament. This workshop is open to all skill levels – from complete beginners to experienced stitchers.

Members: \$86.72 + HST, Non-Members: \$89 + HST (Prices include \$5 material fee)

2A104 **Fibre Memories Fabric Collage**

Kelly Wolf

Monday: September 22 – October 20 (4 weeks) 9:30 a.m. – 12:00 p.m.

Develop your textile art skills as you create a fibre collage. Using a variety of techniques and your fabric stash (or just the fabrics provided), we'll explore how to "paint with fabric" and create a unique textile work. We'll plan out your designs and experiment with different methods – hand sewing, machine sewing and fabric painting – as you transform your ideas into a textile collage. Simple transfers will allow you to include images along with embroidery and appliques in your work. You'll also learn how to mount a fibre art piece into a shadow box frame. At the end of the four sessions, you'll have a finished 2-D artwork ready to enjoy.

Please note: there will be no class on October 13th

Members: \$170.89 + HST, Non-Members: \$175 + HST (Prices include \$30 material fee)

2A105 **Mindful Slow Stitch For Busy People** (w)

Kelly Wolf

Sunday: November 2 (1 day) 1:00 p.m. – 3:30 p.m.

You deserve a little break. We know it's sometimes difficult to make time for yourself and your artistic projects. What if you could make it easier to pick up a creative project on the go? In this workshop, you'll learn the calming, expressive sewing practice of slow stitch and how to assemble your own traveling slow stitch kit. You'll leave with a started handheld stress relief project plus a means for holding your additional supplies. No sewing experience is necessary. Ideal for caregivers and those with hectic lives looking for an outlet to nurture their creative side.

Members: \$73.89 + HST, Non-Members: \$75 + HST (Prices include \$30 material fee)

2A106 Pendants or Earrings: From Wax To Silver (W)

Clare Pearson (DVSA)

Sunday: September 21 and October 5 (2 days) 9:30 a.m. – 3:30 p.m.

In this two-part workshop, you'll cut, carve, shape and file casting wax into a sculptural pendant or a pair of earrings. In the first session, we'll cover tool use and execution to carve and shape the wax into forms ready for casting. Hanging methods and options will also be discussed. In the second class, your pieces will be returned to you in silver. Final stages will include filing, sanding, polishing and suspending all ready for you to wear. All levels welcome. Cord will be supplied, but chains will not.

Members: \$220.89 + HST, Non-Members: \$225 + HST (Prices include \$80 material fee)

2A107 Mosaic Pendant (W)

Heather Vollans

Sunday: November 9 (1 day) 12:30 p.m. – 3:30 p.m.

Try the exciting world of micro-mosaics. You'll produce a gorgeous and unique pendant by adhering beads, pebbles, glass etc. into a bezel. First, we'll draw up a design and get an introduction to the specialty tools and materials. Then, it's on to creating our original wearable art. Metal substrate 2"x3" or 2.5" round available. Epoxy, pigments, tools and bits are all provided. For all levels – no previous experience required.

Members: \$107.62 + HST, Non-Members: \$109 + HST (Prices include \$55 material fee)

Art History & Special Interest

2A108 *NEW* Art History – More Artists' Lives

Rosemary Vanderbreggen (Fleming & Sheridan Colleges)

Monday: September 22 – November 3 (6 weeks) 1:00 p.m. – 3:30 p.m.

Back for Fall. This unique class offers a blend of lecture, discussion and engaging art exercises as we look at a new selection of artists past and present who pursued making art to a level of success. We'll explore their history, education, lifestyle, family and social influences, and the experiences that shaped their creative life and perspectives. Bring a sketch/note pad and drawing tools – coloured pencils/markers or a watercolour kit. We'll engage in discussion, make notes and sketch up ideas in our journals based on each artists' work as we look to apply new concepts to our art practice. No previous art experience required – beginners can get their feet wet while more advanced students can use this series to go deeper into your creative process.

Please note: there will be no class on October 13th

Members: \$202.97 + HST, Non-Members: \$209 + HST

2A109 *NEW* Art History – The Art of Illustration

Mark Challen, B.A.

Friday: September 26 – November 14 (8 weeks) 1:00 p.m. – 3:30 p.m.

A great illustration has the power to dazzle – it can bring an idea to life, tell a compelling story, make you smile or even transport you to another world. In this fun and conversational class, you'll explore the stylish work of some of history's most inspiring illustrators. From magazine and record covers to movie posters and children's books, you'll discover how the art of illustration enriches the worlds of fashion, design, pop culture and so much more. Discuss current events and art in the news, try your hand at some light sketching and share stories about your own relationships with art. Previous art history experience is not required. Please bring a sketch pad or notebook, plus pencils, pens and/or markers.

Members: \$241.89 + HST, Non-Members: \$249 + HST

Art History & Special Interest

2A110 Calligraphy – Foundational Hand

Aline Chan

Tuesday: September 23 – October 28 (5 weeks) 9:30 a.m. – 12:00 p.m.

Foundational calligraphy was created at the beginning of the 20th century by Edward Johnston – regarded as the father of modern calligraphy. His style has become an essential tool for everyday products to new typefaces. Johnston called his calligraphy ‘foundational’ because he designed it to be a foundation for teaching and learning calligraphy. In this class, you’ll receive an introduction to calligraphy’s tools and techniques as you explore this lively cursive. The results are sure to deliver an air of elegance and expressiveness to your correspondence, invitations and art designs. No previous skills required. Steel nib, holder and walnut ink will be provided. Bring your 3mm parallel pen if you have it. ***Please note: there will be no class on September 30th***

Members: \$169.99 + HST, Non-Members: \$175 + HST

2A111 Simple Artist Books For Beginners (W)

Anthony Butler, B.A.

Sunday: November 2 (1 day) 9:30 a.m. – 12:30 p.m.

Bookbinding can be a very accessible art form and doesn’t require a lot of specific equipment or materials. In this workshop, you’ll learn the art of drum leaf binding, a method of bookmaking that requires no sewing. Instead, the focus is on precise measuring, cutting, folding and gluing to create a unique artist book. There’ll be demonstrations and ample discussion on the basics like paper grain and other considerations. For an optimal workshop experience, participants are strongly encouraged to bring their own large drawing or art print to use in their artist book. If need be, other options will be provided.

Members: \$67.62 + HST, Non-Members: \$69 + HST (Prices include \$15 material fee)

2A112 Applying To Galleries (W)

Andrea Jackman, B.A., M.A.

Monday: September 22 (1 day) 10:30 a.m. – 12:00 p.m.

So, you’ve decided you’d like gallery representation. Now, how do you get it?

This workshop offers insight from curator Andrea Jackman of Earls Court Gallery, providing tips on how to successfully present yourself and your artistic practice to any gallery.

FREE. Advanced Registration required.

**CULTURE
DAYS**

2A113 *NEW* How To Safely Sell Your Artwork Online (W)

Jill Letten, B.F.A.

Thursday: September 25 (1 day) 1:00 p.m. – 2:30 p.m.

Learn the essential steps to protect yourself and your work while selling art online. This workshop will cover topics such as choosing the right platforms, setting up secure payment options, protecting your artwork online, spotting scams and building trust with buyers. A great workshop for artists new to online selling or looking to boost their confidence and feel safe completing transactions in the digital marketplace.

FREE. Advanced Registration required.

2A114 How To Frame Your Artwork (W)

Karen Logan (CFS)

Sunday: October 12 (1 day) 1:00 p.m. – 3:30 p.m.

Most, if not all organizations, require artwork submissions to be “Gallery Ready” for their exhibitions. This afternoon workshop is a hands-on presentation and discussion about what this requirement really means – and what you can do to make the final presentation of your artwork stand out. Learn the many ways you can enhance your art through framing and other methods while ensuring your work is not rejected because it doesn’t meet the stipulated requirements.

FREE. Advanced registration required.



because learning should be
ACCESSIBLE.

because creativity is
UNIVERSAL.

because **ART CHANGES
EVERYTHING.**

DVSA was founded on a vision and 60 years later that vision continues to inspire creativity in our region. Over 40% of DVSA's annual art programming costs are met through support from our community.

Share our vision.

Donate today at: dvsa.ca/donate
and **imagine the possibilities.**

STUDIO FINE ART PRACTICE & THEORY

A 3-Year, Full-Time, College Diploma Program

Gain the skills and knowledge
you need to move forward as a
professional artist and/or work
in the visual arts industry.

Learn more at
dvsa.ca/full-time
or call us at
905-628-6357 #1.



Registration

Registering for a course at DVSA is easy.
To avoid disappointment, we recommend registering early.



Online

www.dvsa.ca



By Phone

Call the school at
905-628-6357 ext. 1
to speak with our team.



In Person

Visit the DVSA front desk at
21 Ogilvie St. in Dundas
(at the corner of Hatt St.).

REGISTER EARLY & WIN!

Sign up before 4:00 p.m. on August 1 and you could win your Fall class/workshop for FREE. Students who register before the deadline will automatically be entered in a draw to win one free class or workshop. Visit www.dvsa.ca or call us today at 905-628-6357 ext. 1 with your class selections. Good luck!

Fall Office & Gallery Hours

Monday to Friday	9:00am – 9:30pm
Saturdays and most Sundays	9:00am – 4:00pm
Closed: National Day for Truth and Reconciliation Sept. 30 and Thanksgiving Oct. 13	

Payment

Full payment is required at the time of registration.

DVSA accepts cash, Visa, Mastercard and Interac. 

Students 65 and over receive a 10% discount off tuition for all full term courses (8 weeks or longer). Discounts must be requested when registering and we may ask for verification.

Materials

Materials for all adult classes are to be provided by the student, unless otherwise stated. Course material lists and necessary information will be emailed prior to the first class and/or made available on the DVSA website. Materials for children’s classes are included, unless otherwise stated.

Age Requirements

Adult Classes: Adult classes are intended for students ages 16+. Students under the age of 16 must receive permission from the Visual Arts Director and course instructor before enrolling.

Parking

There is on-street parking around the school and a municipal lot located on Hatt Street, half a block west of the school. Visit dvsa.ca/contact for more information.

We Want You To ♥ Your Program

If you've chosen a class that isn't the right fit, let us know within the first two classes (ideally, the sooner the better!) and we'll work with you to find an alternate program in the same term. A transfer fee of \$15+HST will apply.

Refunds, Withdrawals & Transfers

We offer full refunds on cancelled classes. Every attempt will first be made to identify an alternative course suitable to the student. If this is not possible, the cancelled course will be fully refunded.

All monetary refunds requested by registrants are subject to a \$25+HST administrative fee. All requests for course/camp refunds must be made at least 2 weeks prior to the start date of a course/camp. If a request is made after the 2 week notice period, but prior to the start date of the course, a 50% refund for the tuition portion of fees (minus \$25 + HST administrative charge) will be refunded (note: this does not apply to children's March Break, Winter or Summer Art Camp)

Should you request to withdraw from a class/workshop, please be aware the registration fee, lab fee, model and/or material fees + HST are non-refundable.

No monetary refunds will be issued after the start date of the course unless there is a prolonged absence due to illness. For medical reasons, withdrawal is available up until the third class and a pro-rated percentage of the tuition will be refunded less applicable fees and taxes.

Please review our full Policies, Procedures and Fine Print
on our website at dvsa.ca/policies.

BECOME A MEMBER



**3%
DISCOUNT**

off course tuition
(cannot be combined with a
Seniors' Discount)

**ADVANCE
REGISTRATION**

for courses, workshops, and
Summer Art Camps

**RETAIL
DISCOUNT**

at select retailers:
Wyndham Art Supplies,
Mixed Media and more

Single

\$40^{+HST}

Family*

\$80^{+HST}

*Members must reside at the same address.

Purchase your membership online through
ProClass or by calling us at 905-628-6357 #1
Please purchase your membership first if you
want to apply it to courses for the term.

Learning from other artists is a key element in any artist’s training and enlightening for those interested in learning more about the creative process. DVSA’s Artist Talk series is available to students and the general public, providing an excellent opportunity to hear from the artists themselves as they share information on their careers, process, life experiences and the work they produce.

Free. Advance registration required at dvsa.ca



Marina Van Raay
Thursday, September 25, 2025
1:00–2:00 p.m.

Marina Van Raay is a Canadian and Japanese ceramic artist based in Hamilton, ON. She is a graduate of the Craft and Design Bachelor’s program at Sheridan College and an instructor at DVSA.

Marina’s ceramic work celebrates innocence, wonder and imagination through playful forms and richly layered decoration. Rooted in nostalgia and cultural memory, her practice reflects on childhood experiences and her Japanese-Canadian upbringing. Inspired by the vibrant maximalism of 2000s Harajuku culture, Marina embraces play as both process and aesthetic, exploring excessive adornment, layering, and the fusion of styles through the use of charms, chains and bold surface treatments.

Join us for this Fall artist talk to hear more about Marina’s journey, family influences and the cultural experiences that have shaped her life and work.



Yumemigokochi
2024
60 x 27 x 27 in.
Porcelain, glaze



Eric Ranveau
Friday, November 14, 2025
7:00–8:00 p.m.

“I look for the common thread between figurative and abstract art. Where does the first end and where does the second begin? I am drawn towards both styles and inherently the combination has evolved

into a unique expression of how and what I see in the world around me, through colour, shapes and refraction.”

Born in 1966 in Chateaufort-sur-Charente near the wine district of Cognac, France, Eric Ranveau was raised in Barbezieux-Saint-Hilaire and studied fine art at the National Art School of Paris. Over time, his unique style attracted the public eye and gave him the opportunity to establish a following with collections represented in France, Canada, Germany and Sweden. In 2006, he followed his wife to Canada and with a fresh perspective from his new country, continued his art career in Hamilton.

In this highly anticipated talk, Eric speaks to his creative process, the pleasure of painting and why he feels “if you leap, the net will appear.”



The kayak getaway
30 x 40 in.
Acrylic on canvas

ALSO THIS FALL

Art & Climate Change

A series of themed public panel discussions with artists and environmentalists.

Free. Advance registration required.

Local Ecology Sunday Oct. 5 | 1:00-2:30 pm

Community Collaboration Sunday Oct. 19 | 1:00-2:30 pm

Art & Science Sunday Nov. 2 | 1:00-2:30 pm

Traditional Ecological Knowledge Sunday Nov. 23 | 1:00-2:30 pm

Artist Talk with Judy Major-Girardin Sunday Nov. 30 | 1:00-2:30 pm

COMING NOVEMBER 8, 2025


Little Black Frame

Mystery Art Night

LIVE

LIVE ART MAKING
LIVE PERFORMANCES
and of course the
LIVE ART SELECTION

IT'S YOUR
CLAIM TO FRAME.



There's an
artist in
all of us.

Register online
at dvsa.ca



21 Ogilvie St.
Dundas, Ontario
L9H 2S1

905.628.6357
info@dvsa.ca
dvsa.ca

Fall 2025
Adult & Children Programs