

There's an artist  
in all of us.



DUNDAS VALLEY SCHOOL OF ART



**SPRING 2024**  
Adult & Children Programs

## CELEBRATING 60 YEARS OF ART EDUCATION

Classes offered in: Drawing • Painting • Pottery • Art History • Photography  
• Collage • Jewellery • Sculpture • Textile Art • Printmaking • Glass Art and more

Register online @ [dvsa.ca](http://dvsa.ca)



“The principles of true art is not to portray, but to evoke”.

– Jerzy Kosinski

Spring art classes begin March 23 and run until June 28, 2024.

### EARLY BIRD REGISTRATION!

Sign up by March 15 and you could win your class for FREE!  
See the Registration page at the back of this brochure for details.



A thriving hub for artists and art instruction, Dundas Valley School of Art is an independent not-for-profit art school, serving the Hamilton region since 1964. Through our courses, lectures and workshops, we provide high-quality and accessible visual arts education to over 7,500 registrants annually, bringing together artists of all ages and from all walks of life.



DVSA is committed to ensuring equal access and participation for people with disabilities, allowing them to maintain their dignity and independence. We provide the same opportunity to access DVSA's goods, services and facility by working to remove and prevent barriers to accessibility. If you require information in an accessible format, send an email to [info@dvsa.ca](mailto:info@dvsa.ca) or call us at **905-628-6357 #1**.

Sponsorship of Dundas Valley School of Art is generously provided by




DVSA is a charitable organization. Charitable # 118889484RR0001

















## Table of Contents Spring 2024

### Children and Teen Classes

 Spring Term.....	6
 Parent & Child Classes.....	14

### Adult Classes



 Drawing.....	19
 Painting.....	23
 Botanical Art.....	36
 Pottery.....	36
 Sculpture.....	41
 Photography.....	43
 Glass and Stone Art.....	45
 Printmaking.....	46
 Textile Art.....	47
 Jewellery and Metalsmithing.....	48
 Art History & Special Interest.....	48
 Full-Time Studies in Studio Fine Art Diploma Program.....	51
 Registration.....	52
 Artist Talks.....	54


### Course Listing Pre-requisites

**Beginner or Introductory** – For students with little to no background in that art form.

**Intermediate** – Some art background in that subject, typically two or more classes.

**Advanced** – The student has taken three or more courses in the medium or in related skill areas.

 – denotes 1 or 2 day workshop  – denotes course is online

 – denotes course is held at Ancaster Memorial Arts Centre (AMAC)

# New Courses for Spring



## **\*NEW\*** Acrylic Painting Expanded with Deeshani Fernando

A special class for intermediate/advanced artists. Delve into your passion for painting and explore novel ways to express yourself through the medium of acrylic paint. Deeshani will provide creative prompts to help you open up your mind and cultivate your own creative style. **Page 28.**

## **\*NEW\*** Pottery for Absolute Beginners with Dawn Hackett-Burns

By request, a class specifically for absolute beginner potters. Under Dawn's expert guidance, you'll learn the handbuilding basics of working with clay and then move on to shaping your ideas on the pottery wheel. **Page 37.**



## **\*NEW\*** Sculpture for Beginners with Pauline Halsey

Discover the possibilities of creating in three dimensions with clay. Pauline will introduce techniques such as slab, coil and pinch as you design your original sculptural pieces and play with the concepts of abstraction and exaggeration. A great class to explore the relationship between functional and sculptural pottery. **Page 41.**

## **\*NEW\*** Contemporary Art Appreciation with Derek Jenkins

Are you sometimes confused by terms like conceptual art, installation art or performance art? Derek knows just how you feel! With the goal of making art concepts accessible to all, this engaging series of lectures and class discussions will demystify contemporary art, empowering you to engage with any art exhibition on your own terms. **Page 48.**



## **\*NEW\*** Making Art with Your Body: Performance Art for Beginners with Tess Martens

This is not a dance or theatre class - it's a workshop on how to use your body as an art medium. Tess creates an encouraging and supportive studio environment, providing a brief history on the genre of performance art and then guiding you through simple exercises to draw out self-expression through body language and gesture. For all ages and abilities. **Page 49.**

# Spring Children and Teen Classes at a Glance

<b>Monday</b>	After School	Happy Art Hands Ages 4-6 Build-a-Bug Ages 6+ Studio Sketches Ages 7+ FYP (For Your Page) Pottery Ages 8+ <b>*NEW*</b> Pastels for Teens Ages 11+ Watercolour for Teens Ages 11+ Parent & Child Art Time Ages 4-6 (Ancaster Memorial Arts Centre)
<b>Tuesday</b>	After School	<b>*NEW*</b> Cut-Out Costumes Ages 7+ Drawing & Painting Ages 7+ Portrait Drawing for Teens Ages 11+ Teen Jewelz Ages 11+ Teen Painting—Next Steps Ages 15-18
	Evening	
<b>Wednesday</b>	Morning	Preschool Art Start Ages 2-4
	Afternoon	Spring Has Sprung for Homeschoolers Ages 4-9
	After School	Spring Bursts of Colour! Ages 4-6 <b>*NEW*</b> Collaboration Station Ages 7+ Stuffie Studio Ages 7+ <b>*NEW*</b> Teen Cartooning Ages 11+ Teen Pottery Studio A Ages 11+
<b>Thursday</b>	After School	Little Potters Ages 4-6 Frizzy Fun with Felt Ages 6+ <b>*NEW*</b> Drawing Nature Ages 8+ <b>*NEW*</b> Painting Nature Ages 8+ Drawing & Painting Ages 12+ (Ancaster Memorial Arts Centre)
	Evening	Pokémon Drawing & Sculpture Ages 7+ Teen Pottery Ages 15-18
<b>Friday</b>	After School	<b>*NEW*</b> Sprouting Creativity Ages 5-7 Stop Motion Animation Ages 8+ Teen Pottery Studio B Ages 11+
	Evening	Anime & Manga: Drawing Ages 11+
<b>Saturday</b>	Morning	Preschool Studio Ages 2-4 Weekend Art Wonders Ages 4-5 Saturday Art Adventures Ages 5-7 Saturday Pottery & Clay Play Ages 6-8 Saturday Cartoons Ages 7+ Stitches and Style Ages 7+
	Afternoon	Parent & Child Drawing & Painting Ages 4-6 Weekend Art Wonders Ages 6-8 Parent & Child Art Tango Ages 7+ Saturday Art Adventures Ages 7-10 Saturday Pottery & Clay Play Ages 9+ Teen Drawing and Painting: Spring Edition Ages 11+
<b>Workshops</b>		Parent & Child Glow in the Dark Painting Ages 7+ A: April 19 Parent & Pottery Ages 4-6 A: April 20 & 27 Parent & Pottery Ages 7+ A: April 20 & 27 Parent & Child Jewellery Night Ages 7+ A: May 3 Parent & Pottery Ages 4-6 B: May 4 & 11 Parent & Pottery Ages 7+ B: May 4 & 11 Parent & Child Glow in the Dark Painting Ages 7+ B: May 24 Parent & Pottery Ages 4-6 C: May 25 & June 1 Parent & Pottery Ages 7+ C: May 25 & June 1 Parent & Child Jewellery Night Ages 7+ B: June 14

# Children and Teen Classes

## 4C01 Spring Bursts Of Colour! Ages 4-6

Sandra Greenblatt, B.A.

Wednesday: April 17 – June 5 (8 weeks) 4:15 p.m. – 6:15 p.m.

Fresh projects for a new season! Imaginative and vibrant pieces will fill your child's art portfolio as we work in drawing, painting, collage and clay while learning about colour theory, line, shape and texture. Along the way, your young artist will develop an appreciation for art, create a personal sketchbook and learn about the lives and works of different renowned artists. Members: \$203.42 + HST, Non-Members: \$209 + HST

## 4C02 Little Potters Ages 4-6

Amanda Jameson, B.F.A.

Thursday: April 18 – June 20 (10 weeks) 4:15 p.m. – 6:15 p.m.

An afternoon for your little one to explore the world of clay creation. While introducing basic pottery techniques, we'll focus on fun handbuilding projects that draw on themes such as nature, animals and outer space. Plenty of time for individual exploration – plenty of clay for imaginations to take flight! Members: \$257.95 + HST, Non-Members: \$265 + HST

## 4C03 Happy Art Hands Ages 4-6

Amanda Jameson, B.F.A.

Monday: April 15 – June 24 (10 weeks) 4:15 p.m. – 6:15 p.m.

Inspired by the art world "greats," we'll build, sculpt, draw and paint projects designed to bring out every child's inner artist as they learn the basic foundations of art. It's all creative hands-on deck as we explore textures, recycled materials and plenty of new ideas in a fun and supportive studio environment.

**\*Please note: there will be no class on May 20th\***

Members: \$248.04 + HST, Non-Members: \$255 + HST

## 4C04 Spring Has Sprung for Homeschoolers Ages 4-9

Sandra Greenblatt, B.A.

Wednesday: April 17 – June 5 (8 weeks) 1:00 p.m. – 3:00 p.m.

Get into the spirit of the season as we create bright and sunny art in these special afternoon studio sessions! Our colourful art projects will focus on plants and flowers, bugs and butterflies. A special story time will be included each week as we learn how famous artists depict our world when "spring has sprung!" Members: \$203.42 + \$ HST, Non-Members: \$209 + HST

## 4C05 \*NEW\* Art Trailblazers – A Pre-Summer Art Camp Ages 4+ and 7+

Tina Destro, B.A./ Nancy Benoy, B.A.

Monday: June 24 – Friday: June 28 (5 days)

A: 9:30 a.m. – 12:00 p.m. Ages 4-6

B: 1:00 p.m. – 3:30 p.m. Ages 4-6

C: 9:30 a.m. – 12:00 p.m. Ages 7+

D: 1:00 p.m. – 3:30 p.m. Ages 7+

Get the jump on summer with this special pre-art camp week for children who wrap their school year early. The young artists will explore and create at their own pace, free to choose what they want to express with a variety of creative projects that include drawing, painting, printmaking, sculpture/building and much more. DVSA Art Camps encourage originality and are designed to develop your child's creative literacy and art skills – all in a fun and supportive studio environment. Children enrolled in both a.m. and p.m. sessions are automatically part of the supervised lunch program from 12:00 p.m. – 1:00 p.m.

Members: \$151.04 + HST, Non-Members: \$155 + HST

# Children and Teen Classes

## 4C06 Weekend Art Wonders

Tina Destro, B.A.

Saturday: April 20 – June 22 (10 weeks)

**A:** 10:00 a.m. – 12:00 p.m. Ages 4-5

**B:** 1:00 p.m. – 3:00 p.m. Ages 6-8

All new sessions for spring! Spark your child's imagination as they engage with all kinds of art materials and projects in this stimulating Saturday program. The works of art world greats will inspire our ideas to blossom through drawing, painting, sculpting and more. Watercolour paints, charcoal pencils, pastels and beautifully coloured paper are just some of the materials we'll work with as we draw and paint animals, 3D objects, still lifes and abstracts. Finding inspiration in the natural world and stories all lead to studio time focused on self-expression and falling in love with artmaking.

Members: \$248.04 + HST, Non-Members: \$255 + HST

## 4C07 \*NEW\* Sprouting Creativity Ages 5-7

Heather Smith, B.A.

Friday: June 7 – 21 (3 weeks) 4:15 p.m. – 6:15 p.m.

We'll explore a variety of art making techniques in drawing, painting and sculpture with an aim to capturing the bright and sweet hues of spring. Blossoms, puddle-jumping, the return of longer sunny days and newborn animals — there's so much to the season bound to inspire magnificently vibrant works.

Members: \$92.84 + \$ HST, Non-Members: \$95 + HST

## 4C08 Saturday Art Adventures

Amanda Jameson, B.F.A.

Saturday: April 20 – June 22 (10 weeks)

**A:** 10:00 a.m. – 12:00 p.m. Ages 5-7

**B:** 1:00 p.m. – 3:00 p.m. Ages 7-10

Your young artist will continue to discover their joy for self-expression in this colourfully creative weekend studio. We'll dive right into drawing and painting projects and try out new artistic activities such as sculpture and collage. A focus will be on exploring different art making materials such as watercolour and acrylic paints, ink, pastels, charcoal and more as the artists build their technical skills and develop confidence in their art making ideas and process. Members: \$248.04 + HST, Non-Members: \$255 + HST

## 4C09 Build-a-Bug Ages 6+

Ariella Boltinsky B.F.A.

Monday: April 15 – May 27 (6 weeks) 4:15 p.m. – 6:15 p.m.

A buzzing class designed for beginner sewers. We'll delve into a variety of crafting and sewing techniques as we transform and repurpose materials to create one-of-a-kind creatures. The fabric artists will explore the possibilities of stitching and patching and then adorn eyes, wings, fur, hair and more as they learn how to form their unique crawly stuffies. No sewing experience needed. **\*Please note: there will be no class on May 20th\***

Members: \$160.74 + HST, Non-Members: \$165 + HST

## 4C10 Frizzy Fun with Felt Ages 6+

Ariella Boltinsky B.F.A.

Thursday: April 18 – June 20 (10 weeks) 4:15 p.m. – 6:15 p.m.

It's painting and sculpting – only fuzzier! This beginner class will introduce your artist to the fascinating world of felt and how it can be shaped into whimsical patterns, fuzzy creatures, warm wool mittens and more. We'll look at the possibilities of creating with felt and how to use the materials, then work with our hands and a needle to blend, shape and embellish our felt creations. No experience required.

Members: \$248.04 + HST, Non-Members: \$255 + HST

# Children and Teen Classes

## 4C11 Saturday Pottery & Clay Play

Marina Van Raay, B.A.

Saturday: April 20 – June 22 (10 weeks)

A: 10:00 a.m. – 12:00 p.m. Ages 6-8

B: 1:00 p.m. – 3:00 p.m. Ages 9+

Always a weekend favourite! Your young potter will explore the expressive nature of clay as they learn the basics of handbuilding and throwing on the pottery wheel. We'll investigate new methods of making and try our hands at imaginative projects like pinch pot animal sculptures, coil-built cactus pots or functional hand thrown bowls. Basic glazing and decoration techniques will also be introduced in this fun, fast program. Dress for mud! Members: \$257.95 + HST, Non-Members: \$265 + HST

## 4C12 \*NEW\* Cut-Out Costumes Ages 7+

Natasja Bischoff, B.F.A.

Tuesday: April 16 – June 18 (10 weeks) 4:15 p.m. – 6:15 p.m.

Grab a front row seat for the wardrobe reveal that awaits! This studio becomes a world of costume design and make-believe as we fashion together a collection of artful costumes, hats and accessories out of paper and fabric. Using various themes for inspiration, we'll paint, draw and sew our creations and come away looking absolutely fabulous! Plus, the artists will be creatively engaged in decision making and design challenges, while further developing their fine motor skills.

Members: \$248.04 + HST, Non-Members: \$255 + HST

## 4C13 Drawing & Painting Ages 7+

Cassandra Ferguson, B.F.A., M.F.A.

Tuesday: April 16 – June 18 (10 weeks) 4:30 p.m. – 6:30 p.m.

A specific program designed for creativity and with a focus on developing drawings and paintings from the ground up. Your young artist will explore different combinations of charcoal, pastels and pencils along with watercolour and acrylic paints as they delve into a wide range of subject matter from the world around them to the worlds of their own imaginations. Members: \$248.04 + HST, Non-Members: \$255 + HST





# Children and Teen Classes

## 4C14 Studio Sketches Ages 7+

Tina Destro, B.A.

Monday: April 15 – June 24 (10 weeks) 4:15 p.m. – 6:15 p.m.

For young artists who love to draw, draw and draw some more. In this studio, we'll not only explore the basics of drawing, but learn one and two-point perspective, 3-dimensional drawing and other important visual art foundations. We'll experiment with drawing materials such as pen and ink, charcoal, watercolour pencils, and conté. The work of current and historical artists will provide inspiration and we'll observe everyday objects as subjects for some very cool still-life studies. Emphasis will be placed on encouraging the artists to develop their own drawing style as they create works with imaginary characters, worlds and more. **\*Please note: there will be no class on May 20th\***

Members: \$248.04 + HST, Non-Members: \$255 + HST

## 4C15 Stuffie Studio Ages 7+

Ixchel Suárez

Wednesday: April 17 – June 19 (10 weeks) 4:15 p.m. – 6:15 p.m.

It's art you can squeeze! Creating stuffies is a great way to explore fibre art and sculpture. We'll design something fantastical from the wilds of our imaginations and learn different techniques such as pattern making, hand-sewing and more. Someone bar the door – this studio will be overflowing with stuffie characters! Members: \$248.04 + HST, Non-Members: \$255 + HST

## 4C16 \*NEW\* Collaboration Station Ages 7+

Natasja Bischoff, B.F.A.

Wednesday: April 17 – June 19 (10 weeks) 4:15 p.m. – 6:15 p.m.

A studio where the focus is on creating works for a group exhibition at DVSA. Painting, drawing and sculpture form the basis for a series of fun projects to be worked on both individually and collaboratively – this is a space that encourages creativity and cooperation. The resulting artworks will then be brought together to form group pieces ready for a future school exhibition.

Members: \$248.04 + HST, Non-Members: \$255 + HST



### Ariella Boltinsky

A textile artist and lover of craft, Ariella earned her Honours Bachelor of Fine Arts from McMaster University. With a playful touch of humor and a dash of absurdity, Ariella's teaching entertains, inviting students to delve into whimsical worlds of creativity. Her goal is to spark creativity in others by demonstrating the joy and depth found in the playful exploration of craft.

## 4C17 Stitches and Style Ages 7+

Ariella Boltinsky, B.F.A.

Saturday: April 20 – June 22 (10 weeks) 10:00 a.m. – 12:00 p.m.

The ultimate class for budding fashion designers and sewing enthusiasts. We'll dive into the world of patternmaking as we learn to draft, measure, adjust and confidently follow sewing patterns using a fun and engaging process. Whether your child dreams of designing clothes for themselves, their toys or dolls, these studio sessions will teach them about the tools and techniques sure to transform their ideas into fashion fandom. A basic knowledge of sewing is recommended.

Members: \$248.04 + HST, Non-Members: \$255 + HST

# Children and Teen Classes

## 4C18 Saturday Cartoons Ages 7+

Miles Wallace, B.A., O.C.T.

Saturday: April 20 – June 22 (9 weeks) 10:00 a.m. – 12:00 p.m.

Imaginations will ignite as the cartoon artists design their own illustrations and comic strips while learning about key art concepts. Topics include contour drawing techniques and exercises, cartoon character features, how to reference and embellish caricatures and how to produce a comic strip. Projects will focus on using line, shape, colour, texture, form, value and space to hone illustration skills with several different fun and engaging cartoon theme activities. This course is great for beginner artists – no pre-requisites required. **\*Please note: there will be no class on May 18th\***

Members: \$228.64 + HST, Non-Members: \$235 + HST

## 4C19 Pokémon Drawing & Sculpture Ages 7+

Amanda Jameson, B.F.A.

Thursday: April 18 – June 20 (10 weeks) 6:30 p.m. – 8:00 p.m.

What better than the rich world of Pokémon to foster a love of drawing and sculpture as we study the starter, mythical and legendary favourites. Artists will be provided with a variety of lessons in Pokémon line art, colour theory and painting. Projects will focus on developing drawing skill fundamentals such as line, perspective, value and proportion along with wider art principles. For sculpture, we'll create Pokémon characters and their worlds through projects in clay and plasticine. Trainee artists of all experience levels are welcome! Members: \$193.72 + HST, Non-Members: \$199 + HST

## 4C20 Stop Motion Animation Ages 8+

Mike Cope, Hons. B.A., B.Ed., O.C.T.

Friday: April 19 – June 7 (8 weeks) 4:15 p.m. – 6:15 p.m.

Animation is the illusion of movement, but good stop motion is more than just making things move. In this studio, the artists will learn how to create believable and entertaining illusions. We'll bring inanimate objects to life while exploring a variety of stop motion mediums such as clay, paper cut-outs, LEGO and more. Ideal for beginner to experienced young animators. Participants must bring their own tablet, smartphone or laptop (with an external webcam) and have the app Stop Motion Studio (free version) preinstalled. iPads are available to borrow from DVSA for free for those that need one for the class.

Members: \$273.44 + HST, Non-Members: \$279 + HST (Prices include \$75 equipment fee)

## 4C21 FYP (For Your Page) Pottery Ages 8+

Amanda Kopas, B.F.A.

Monday: April 15 – June 24 (10 weeks) 4:15 p.m. – 6:15 p.m.

Get ready to delve into viral TikTok pottery memes in this hands-on course. We'll focus on trends such as the ceramic food challenge, tiny pot challenge, kinsugi repair, blindfolded building and other viral pottery techniques. We'll also cover miniature throwing and sculpting along with painting and finishing techniques while focusing on scale, tromp l'oeil and muscle memory. Some previous pottery experience recommended. **\*Please note: there will be no class on May 20th\***

Members: \$257.95 + HST, Non-Members: \$265 + HST

## 4C22 **\*NEW\*** Drawing Nature Ages 8+

Heather Smith, B.A.

Thursday: April 18 – May 16 (5 weeks) 4:15 p.m. – 6:15 p.m.

For the young artist who loves drawing and the outdoors! Warmer spring weather means opportunities to be field journalists on short hikes and in the yard, observing the native plants and insects of the season. With a focus on developing strong observational skills, we'll engage in a range of fun drawing projects that include lessons on line quality, contour drawing, perspective, developing texture, shading and negative space, and how to approach realism. Classes are a blend of outdoor and in-studio work.

Members: \$135.52 + HST, Non-Members: \$139 + HST

# Children and Teen Classes

## 4C23 \*NEW\* Painting Nature Ages 8+

Heather Smith, B.A.

Thursday: May 23 – June 20 (5 weeks) 4:15 p.m. – 6:15 p.m.

Keep the outdoor art fun going with this follow-up 5-week session focused on painting. We'll introduce a world of additive colour to our flora and fauna observations, exploring acrylics, watercolours, and pastels as we render our favourite plants, animals and scenery. Atmospheric skies, leafy gardens and woodlands, bright-eyed animals with soft fur – there's a whole natural world to inspire our painting projects that also include lessons in brushwork, colour mixing, composition and more. Classes are a blend of outdoor and in-studio work. Open to all – artists do not need to take the previous Drawing Nature class to participate.

Members: \$135.52 + HST, Non-Members: \$139 + HST

## 4C24 Teen Drawing and Painting: Spring Edition Ages 11+

Miles Wallace, B.A., O.C.T.

Saturday: April 20 – June 22 (9 weeks) 1:00 p.m. – 3:00 p.m.

New projects await! Discover your creative voice through exciting modern and classic mediums. Painting and drawing will inspire you to expand your artistic horizons. Lessons are aimed at building eclectic art skills through engaging and challenging activities. Drawing topics include a study of line, perspective, composition and value while painting projects look at colour mixing, composition, brush handling and much more. **\*Please note: there will be no class on May 18th\***

Members: \$238.64 + HST, Non-Members: \$245 + HST

## 4C25 Teen Pottery Studio Ages 11+

A: Wednesday: April 17 – June 19 (10 weeks) 4:15 p.m. – 6:15 p.m.

Amanda Jameson, B.F.A.

B: Friday: April 19 – June 21 (10 weeks) 4:15 p.m. – 6:15 p.m.

Amanda Kopas, B.F.A.

Express your inner spirit through the art of ceramics. You'll explore throwing clay on the wheel, handbuilding and a variety of surface decoration methods as you create your own pots and sculptures. A combination of guided and independent projects will help develop your technique and expand your own ideas. From vases on the wheel to carved self-portraits, this is the perfect studio for connecting with friends, building your skills and trying out new ways of creating with clay.

Members: \$282.07 + HST, Non-Members: \$289 + HST



# Children and Teen Classes

## 4C26 Portrait Drawing for Teens Ages 11+

Miles Wallace, B.A., O.C.T.

Tuesday: April 16 – June 18 (9 weeks) 4:15 p.m. – 6:15 p.m.

This beginner's portrait drawing class will give you the encouragement and basic skills needed to create convincing portraits that make people say, "That looks just like them!" Using different media such as pencil and charcoal, we'll explore how to draw accurate facial expressions, gestures and poses and tackle important topics such as perspective and proportion. Lots of guidance and plenty of fun.

**\*Please note: there will be no class on May 21st\***

Members: \$302.66 + HST, Non-Members: \$309 + HST (Prices include model fee)

## 4C27 **\*NEW\*** Teen Cartooning Ages 11+

Miles Wallace, B.A., O.C.T.

Wednesday: April 17 – June 19 (10 weeks) 4:15 p.m. – 6:15 p.m.

Design your own illustrations and comic strips! This social after-school studio is a place where young illustrators can learn more about key art concepts and the many ways we can play with line and form. Projects are designed to reveal the secrets of embellishing, emphasizing, simplifying and exaggerating features to create new conceptual designs and wild original characters. Explore line, shape, colour, texture, form, value and space as you hone your illustration skills and create cartoons sure to grab the eyeballs of avid comic readers. Members: \$258.04 + HST, Non-Members: \$265 + HST

## 4C28 Anime & Manga: Drawing Ages 11+

Miles Wallace, B.A., O.C.T.

Friday: April 19 – June 21 (9 weeks) 6:30 p.m. – 8:30 p.m.

Throwback time! We'll investigate popular Anime and Manga references – old and new – and create whimsical characters and scenes inspired by those styles. Learn how to use anime and manga illustration techniques to create forms in proportion with expressive faces and unique features. Projects include designing original thematic characters, backgrounds and props, poster design and inking.

**\*Please note: there will be no class on May 17th\*** Members: \$238.64 + HST, Non-Members: \$245 + HST

## 4C29 Watercolour for Teens Ages 11+

Lena Montecalvo

Monday: April 15 – June 24 (10 weeks) 4:15 p.m. – 6:15 p.m.

Colouring outside the lines and breaking the rules of art is encouraged in this studio. You'll develop a strong foundation of watercolour painting techniques that can be applied to floral, landscape, abstract or any subject you feel inspired to paint. We'll also try our hand at incorporating pen and ink, resist materials, pastels, markers, salt and watercolour pencils. When you splash, splatter and spray, drip, pour and scratch, vibrant results are bound to happen! **\*Please note: there will be no class on May 20th\***

Members: \$258.04 + HST, Non-Members: \$265 + HST

# Lavender Inspirations

Mixed Media Art



for 2SLGBTQIA+  
Youth Ages 14-19

Limited spots. To register  
call: 905-628-6357 ext 1

  
DUNDAS VALLEY  
SCHOOL OF ART  
21 Ogilvie Street, Dundas, ON

## FREE PROGRAM!

with artist Birdie Gerhl  
**Saturdays: April 20 –  
June 8, 2024**  
**12:30-3:30pm**

**\*Please note that face masks are mandatory for this course**

With support from:



# Children and Teen Classes

## 4C30 \*NEW\* Pastels for Teens Ages 11+

Miles Wallace, B.A., O.C.T.

Monday: April 15 – June 24 (10 weeks) 4:15 p.m. – 6:15 p.m.

A unique drawing class for teen artists wanting to try the vibrant and versatile world of chalk & oil pastels. You'll work through several fun projects with a focus on how to create realistic, valued and textured surfaces with expressive composition. Topics include paper selection, mark-making, colour mixing and layering, and pastel preservation – all designed to unlock the possibilities of using pastels in your artwork.

**\*Please note: there will be no class on May 20th\*** Members: \$258.04 + HST, Non-Members: \$265 + HST

## 4C31 Teen Jeweliz Ages 11+

Amanda Jameson, B.F.A.

Tuesday: April 16 – June 18 (10 weeks) 4:15 p.m. – 6:15 p.m.

Tap into your inner jewellery artist and create one-of-a-kind treasures in this engaging and relaxing studio. Guided projects will introduce you to basic jewellery making techniques such as knotting, looping and beading, with room for independent exploration using other materials provided. Bracelets, necklaces, rings, keychains – we'll try it all along with more sparkling ideas for your unique and special pieces. Open to beginner and experienced jewellery makers. Members: \$258.04 + HST, Non-Members: \$265 + HST

## 4C32 Drawing & Painting Ages 12+ (Held at Ancaster Memorial AC)

Natasja Bischoff, B.F.A.

Thursday: April 18 – June 20 (10 weeks) 4:15 p.m. – 6:15 p.m.

We'll straddle the line between painting and drawing and discover exciting new possibilities for making art. Both mediums will be explored individually using a range of subjects such as classic still life or landscape and working in styles such as figurative to more fully abstracted works. You'll also have an opportunity to work in a mixed-media fashion, combining both mediums to create artwork that is both multi-layered and bold. A fun class to grow artistically while hanging out with other artists!

Members: \$342.02 + HST, Non-Members: \$349 + HST (includes facility rental fee)

## 4C33 Teen Pottery Ages 15-18

Amanda Kopas, B.F.A.

Thursday: April 18 – June 20 (10 weeks) 7:00 p.m. – 9:00 p.m.

Specifically designed for older teens, you'll explore throwing clay on the wheel, handbuilding techniques and hot and cold surface treatments as you develop your own ceramic style. With an emphasis on skill and knowledge building, we'll go deeper into the materials, tools and techniques that will allow you to move from what your mind can envision to what your hands can create. This is a great class for connecting with new friends while developing your personal approaches and ideas in clay.

Members: \$282.07 + HST, Non-Members: \$289 + HST

## 4C34 Teen Painting – Next Steps Ages 15-18

Miles Wallace, B.A., O.C.T.

Tuesday: April 16 – June 18 (9 weeks) 6:30 p.m. – 8:30 p.m.

This course provides a more extensive foundation for aspiring painters looking to improve their technique and further develop their style. You'll have the opportunity to work on several different thematic paintings while learning more about working with both acrylic and oil paints. Other topics include a review of modern and classic painting styles, underpainting and layering to achieve higher quality surfaces, and blending and contrasting to create atmosphere and depth. Previous painting experience is recommended.

**\*Please note: there will be no class on May 21st\*** Members: \$238.64 + HST, Non-Members: \$245 + HST

# Parent and Child Classes

## 4C35 Preschool Art Start Ages 2-4

Sandra Greenblatt, B.A.

Wednesday: April 17 – June 5 (8 weeks) 10:00 a.m. – 11:00 a.m.

Stimulate your child's senses and excite their imaginations! You'll play and work together with your child in this first-time art experience that includes drawing, painting, collage, printmaking and clay. Explore line, shape, colour, pattern and texture through seasonal activities and the works of famous artists. A special story time is included each week. One caregiver is welcome per child but required for children ages 2-3.

Members: \$174.32 + HST, Non-Members: \$179 + HST

## 4C36 Preschool Studio Ages 2-4

Heather Smith, B.A.

Saturday: April 20 – June 22 (10 weeks) 10:00 a.m. – 11:30 a.m.

Preschool is an important phase in a child's development. Come and build new connections with your little one through various art mediums as together you explore colour, shapes and tactile experiences. Witness your child's fine motor skills developing and their synapses firing as you help to expand their world through the process of making art! Members: \$306.24 + HST, Non-Members: \$315 + HST

## 4C37 Parent & Child Drawing & Painting Ages 4-6

Heather Smith, B.A.

Saturday: April 20 – June 22 (10 weeks) 1:00 p.m. – 3:00 p.m.

Have fun drawing and painting alongside your little one as we explore a variety of art making techniques sure to ignite that shared creative spark. We'll tap into our imaginations and powers of observation as we draw to our hearts' content. Then, prepare for a rainbow of colours as we learn to mix paints and create vibrant works in a range of styles. It's an ideal weekend bonding time in the studio!

Members: \$403.24 + HST, Non-Members: \$415 + HST

## 4C38 Parent & Child Art Time Ages 4-6 (Held at Ancaster Memorial AC)

Sandra Greenblatt, B.A.

Monday: April 15 – June 10 (8 weeks) 4:30 p.m. – 6:00 p.m.

Imaginative and vibrant pieces will fill your child's art portfolio as you work together in drawing, painting and collage while learning about colour theory, line, shape and texture. Along the way, your young artist will develop an appreciation for art and learn about the lives and works of different renowned artists.

\*Please note: there will be no class on May 20th\*

Members: \$298.04 + HST, Non-Members: \$305 + HST (includes facility rental fee)



# Parent and Child Classes

## 4C39 Parent & Child Pottery Ages 4-6 (W)

Dawn Hackett-Burns (Sheridan College)

A: Saturday: April 20 & 27 (2 days) 10:00 a.m. – 12:00 p.m.

B: Saturday: May 4 & 11 (2 days) 10:00 a.m. – 12:00 p.m.

C: Saturday: May 25 & June 1 (2 days) 10:00 a.m. – 12:00 p.m.

Laughter Alert: Making pottery is highly addictive and may cause outbreaks of creativity, new ideas and gales of laughter. Designed for family members of all ages, together you'll explore the joys of clay as you construct pieces using handbuilding techniques in this fun and fast program. Please note: we are unable to provide refunds/credits/transfers for these courses. Course Fee: \$95 + HST

## 4C40 Parent & Child Pottery Ages 7+ (W)

Dawn Hackett-Burns (Sheridan College)

A: Saturday: April 20 & 27 (2 days) 1:00 p.m. – 3:00 p.m.

B: Saturday: May 4 & 11 (2 days) 1:00 p.m. – 3:00 p.m.

C: Saturday: May 25 & June 1 (2 days) 1:00 p.m. – 3:00 p.m.

A special afternoon time for young potters 7+ to create with a family member. Together you'll explore the joys of clay as you construct pieces using handbuilding techniques in this fun and fast program. And yes, pottery is still highly addictive and may cause outbreaks of creativity, new ideas and gales of laughter... Please note: we are unable to provide refunds/credits/transfers for these courses. Course Fee: \$95 + HST

## 4C41 Parent & Child Glow-in-the-Dark Painting Ages 7+ (W)

Amanda Jameson, B.F.A.

A: Friday: April 19 (1 day) 7:00 p.m. – 9:00 p.m.

B: Friday: May 24 (1 day) 7:00 p.m. – 9:00 p.m.

Create a one-of-a-kind artwork with an illuminating twist. Working together, you'll discover a new and fun way of painting by making a unique artwork that will glow bright once revealed under a black light. Each family will be provided with a canvas, glow-in-the-dark paints and guidance on getting started. Then, it's up to you to make those paintbrushes shine! Please note: We are unable to provide refunds/credits/transfers for these courses. Course Fee: \$55 + HST

## 4C42 Parent & Child Jewellery Night Ages 7+ (W)

Amanda Jameson, B.F.A.

A: Friday: May 3 (1 day) 7:00 p.m. – 9:00 p.m.

B: Friday: June 14 (1 day) 7:00 p.m. – 9:00 p.m.

Gather your beads and join us for a memorable evening of jewellery making. Together, we'll learn beading, knots and looping techniques to create matching bracelets and other unique pieces. All supplies are provided, but you're welcome to bring any special beads or string you treasure to use in your projects. Please note: We are unable to provide refunds/credits/transfers for these courses. Course Fee: \$55 + HST

## 4C43 Parent & Child Art Tango Ages 7+

Lena Montecalvo

Saturday: April 20 – June 22 (10 weeks) 1:00 p.m. – 3:00 p.m.

Art is better together! Explore a variety of artmaking media with your child such as watercolour, pastels, acrylic, ink and collage as we create eye catching landscapes, gorgeous florals and exciting abstracts. You'll learn the basics of colour theory and composition through a range of fun projects each week, sure to make it quality time together. Members: \$413.24 + HST, Non-Members: \$425 + HST

# Spring Adult Classes At A Glance

<b>Monday</b>	Morning	Beginners' Drawing A Open Studio Workshop
	Afternoon	Beginners' Drawing—Next Steps Painting for the Petrified C: Watercolour Painting Loosen Up with Watercolour Exploring Colour Basics: Mixing and Using Colour Effectively Clay Freestyle Portrait Modelling in Clay
	Evening	Beginners' Drawing B Drawing Enhanced – Int/Adv Beginners' Acrylic Painting A Abstract Landscape Introduction to Pottery A <b>*NEW*</b> Advanced Pottery for the Kitchen Country Bunny Wood Carving Digital Photography 2: The Art of Photography Outside Mosaic Wall Hanging Drawing for the Petrified—8 Week Edition ( <b>Ancaster Memorial Arts Centre</b> )
<b>Tuesday</b>	Morning	Portrait Drawing & Painting A Introduction to Pen and Ink Florals with Palette Knives Beginners' Abstract Painting A Introduction to Digital Photography A Block Printing <b>*NEW*</b> Spencerian Calligraphy & Flourishing
	Afternoon	Portrait Drawing & Painting B Beginners' Acrylic Painting B Onward and Upward—Int/Adv Acrylic Painting Finding Shapes in the Landscape Using Acrylics Colours & Shadows in Landscape Painting: Oil & Acrylic Abstract Acrylic Painting: Next Steps Introduction to Pottery B
	Evening	Drawing for the Petrified A Painting for the Petrified A: Acrylic Painting Beginners' Oil Painting Large Landscapes—Acrylic or Oil on Canvas Exploring Post Impressionism: Paul Cézanne and Vincent Van Gogh Introduction to Pottery C Introduction to Pottery D Introduction to Digital Photography B <b>*NEW*</b> Contemporary Art Appreciation
<b>Wednesday</b>	Morning	Drawing for the Petrified B Life Workshop Painting for the Petrified B: Acrylic Painting Beginners' Watercolour A Seeing the World Like an Impressionist Painter Good Morning, Potters



# Spring Adult Classes At A Glance

<b>Wednesday</b>	Afternoon	Painting Still Life in Acrylic or Oil ( <b>ONLINE</b> ) Spring Into the Season En Plein Air Paint Big Introduction to Chinese Brush Painting Collage and Acrylics Introduction to Pottery E Introduction to Photography Editing Nature Inspired Needle-Felt Art
	Evening	Beginners' Drawing C Beginners' Watercolour B *NEW* Acrylic Painting Expanded – Int/Adv Exploring Landscape with the Group of 7 Beginners' Abstract Painting B ( <b>Ancaster Memorial Arts Centre</b> ) Introduction to Pottery F *NEW* High-Resolution Digital Image Editing for Beginners Watercolour Monotype Printmaking Rings and Bangles ( <b>Shao Design Studio at the Cotton Factory</b> )
<b>Thursday</b>	Morning	Landscape Painting from Photo Reference ( <b>ONLINE</b> ) Floral Painting in Oil or Acrylic *NEW* Watercolour & Inks Independent Painting Tapestry Weaving
	Afternoon	The Art of the Self-Portrait Art Studio Sampler – Watercolour, Acrylic and More Intermediate and Advanced Watercolour: Landscapes and Architecture Landscape Painting in Oil or Acrylic Pottery Studio Thursday (Int/Adv) Painting for the Petrified—8 Week Edition ( <b>Ancaster Memorial Arts Centre</b> )
	Evening	Drawing from the Costumed & Nude Figure Glow with the Flow in Watercolour Int/Adv Introduction to Pottery G Introduction to Digital Photography C Introduction to Stained Glass Stained Glass—Part 2 Block Printing Tea Towel – Beginners/Intermediate Level Beginners' Drawing D ( <b>Ancaster Memorial Arts Centre</b> )
<b>Friday</b>	Morning	Drawing at the Museum ( <b>Dundas Museum and Archives</b> ) Open Studio Workshop Handbuilding for the Garden (Pottery) Introduction to Hand-Drawn Animation
	Evening	Introduction to Pottery H *NEW* Sculpture for Beginners
<b>Sunday</b>	Morning	*NEW* Pottery for the Absolute Beginner

# Spring Adult Classes At A Glance

## Workshops

Introduction to Glass Blowing A: March 23 & 24

Full On Raku—A 4-Day Intensive: April 8-12

Pottery for the Petrified A: April 13

Pastels for the Petrified April 14

Abstract Florals on Paper: April 14

Pottery for the Petrified B: April 14

Introduction to Raku Firing: April 14

Stained Glass Workshop A—Fish: April 14

**\*NEW\*** 3-D Digital Sculpture for Beginners:  
April 14 & 21

Talking About Your Art: April 17, May 15, June 12

DVSA Friday Nights – Painting A: Abstract Painting:  
April 19

DVSA Friday Nights – Pottery A: April 19

Introduction to Glass Blowing B: April 20 & 21

Loosen Up with Watercolour Florals: April 21

Handmade Ceramic Tiles: April 21

Photography Editing for Beginners: April 21

**\*NEW\*** Preparing Your Artwork for Exhibitions:  
April 21

Linocut Printmaking Workshop: April 21 & 28

**\*NEW\*** Landscape Watercolour Refreshers A  
(Int/Adv): Garden and Meadows: April 26

Introduction to Acrylics: April 26 & May 3

Handbuilding Mugs: April 26

Travel Journal Pen and Watercolour: April 28

Kiln Firing Basics: April 28

Felted Animals: April 28

**\*NEW\*** Making Art With Your Body: Performance  
Art for Beginners: April 28 & May 5

**\*NEW\*** Interpreting the Value of Colour – Graphite  
Technique Development: May 2 & 3

DVSA Friday Nights – Painting B: Watercolour,  
Ink & Pastels: May 3

DVSA Friday Nights – Pottery B: May 3

Mosaic Pendant: May 5

Spring Watercolour Landscapes: May 5

Hoot Owl Wood Carving: May 5 & 12

**\*NEW\*** The Orton Effect: Create Beautiful Dreamlike  
Photographs: May 5

DVSA Friday Nights – Painting C: Collage: Fold, Tear  
and Build: May 10

DVSA Friday Nights – Pottery C: May 10

A Clay Garden Planter: May 10

**\*NEW\*** Landscape Watercolour Refreshers B  
(Int/Adv): Mini Landscapes: May 17

Explore Abstract Painting: May 17

DVSA Friday Nights – Painting D: Acrylics: May 24

DVSA Friday Nights – Pottery D: May 24

Glaze Days (Pottery): May 24

Layering Resist and Watercolour: May 26

**\*NEW\*** Painting a Portrait in Oil from Photo  
Reference: May 26 & June 2

Brushes VS Palette: May 26

Urban Photography: May 26 & June 2

Stained Glass Workshop B—Birds: May 26

Drawing with Thread: May 31

**\*NEW\*** Painting to Printing Plus: June 2

Fibre Memories Fabric Collage: June 2 & 9

**\*NEW\*** DVSA Friday Nights – Painting E:  
Spring Landscapes: June 7

DVSA Friday Nights – Pottery E: June 7

Glaze Days (Pottery): June 7

**\*NEW\*** Mysterious Gouache: June 9

**\*NEW\*** How To Display Your Photography:  
June 9, 16 & 23

Stained Glass Workshop C—Butterflies: June 9

Glaze Days (Pottery): June 14

Creative Collage: June 20

DVSA Friday Nights – Painting F:  
Drawing Animals: June 21

DVSA Friday Nights – Pottery F: June 21

**\*NEW\*** Alcohol Ink Workshop: June 23

Pottery for the Petrified C: June 23

Introduction to Wire Sculpture: June 23

“Don't be afraid to start – at DVSA you are encouraged and heard.”

– Kathleen Smythe

## 4A01 Drawing for the Petrified

Natasja Bischoff, B.F.A.

**A:** Tuesday: April 16 – May 7 (4 weeks) 7:00 p.m. – 9:30 p.m.

**B:** Wednesday: April 17 – May 8 (4 weeks) 9:30 a.m. – 12:00 p.m.

This is the perfect course for those who have always aspired to draw but may be holding back. Learning to draw is essential for all aspiring artists and in this absolute beginner's class, you'll take those first tentative steps with the encouraging handhold you've been looking for. Even if the idea of putting a dot on a piece of paper makes you feel a tiny bit tremulous, over four weeks, we'll explore how to bring eye, hand and pencil to paper and expand basic lines into shaded forms, moving textures and more. After building confidence and new skills, you may just be ready for a full Beginners' class. All materials are supplied – just show up and let it happen. Members: \$145.22 + HST, Non-Members: \$149 + HST (Prices include \$15 material fee)

## 4A02 Drawing for the Petrified – 8 Week Edition (Held at Ancaster Memorial AC)

Natasja Bischoff, B.F.A.

Monday: April 15 – June 10 (8 weeks) 7:00 p.m. – 9:30 p.m.

By request, a longer version of our absolute beginner's drawing class for those who have always aspired to draw but may be holding back. Learning to draw is essential for all aspiring artists and in this studio you'll take those first steps with the encouraging handhold you've been looking for. Even if the idea of putting a dot on a piece of paper makes you feel a tiny bit tremulous, over eight weeks, we'll explore how to bring eye, hand and pencil to paper and expand basic lines into shaded forms, moving textures and more. With the additional classes, we'll go further in our journey as we address the facial proportions of a self-portrait, delve into landscape drawing and work with thumbnail sketches to assist with composition. All materials are supplied – just show up and let it happen. **\*Please note: there will be no class on May 20th\***

Members: \$342.29 + HST, Non-Members: \$349 + HST (Prices include \$30 material fee and facility rental fee)

## 4A03 Beginners' Drawing

**A:** Monday: April 22 – June 24 (9 weeks) 9:30 a.m. – 12:00 p.m.

Holly Sneath, B.A., M.F.A.

**B:** Monday: April 15 – June 24 (10 weeks) 7:00 p.m. – 9:30 p.m.

Guennadi Kalinine, B.A.

**C:** Wednesday: April 17 – June 19 (10 weeks) 7:00 p.m. – 9:30 p.m.

Natasja Bischoff, B.F.A.

**D:** Thursday: April 18 – June 20 (10 weeks) 7:00 p.m. – 9:30 p.m. (Held at Ancaster Memorial AC) 

Natasja Bischoff, B.F.A.

For anyone looking to become an artist, basic drawing skills are considered essential. This introduction to drawing course will challenge your senses and develop your drawing and shading skills – all in a supportive and inspirational environment. Topics include perspective and composition as well as the fundamentals of learning how to see. Class demonstrations and individual instruction provided throughout.

**\*Section A & B Please note: there will be no class on May 20th\***

Section A Members: \$287.32 + HST, Non-Members: \$295 + HST (Prices include model fees for 3 sessions – two life models and one portrait model)

Section B & C Members: \$286.51 + HST, Non-Members: \$295 + HST

Section D Members: \$390.52 + HST, Non-Members: \$399 + HST (includes facility rental fee)

# Drawing

## 4A04 Beginners' Drawing – Next Steps

Holly Sneath, B.A., M.F.A.

Monday: April 22 – June 24 (9 weeks) 1:00 p.m. – 3:30 p.m.

Venture down the path a little further on your drawing journey. Building on concepts introduced in Beginners' Drawing, you'll approach tonal/value studies using various media including ink, toned papers and coloured pencils. New topics include 2-point perspective, density-controlled values and basic colour theory. You'll further develop your observational skills and drawing ability while studying still-life set ups. Also included are two sessions with portrait models. One previous course in drawing is recommended.

**\*Please note: there will be no class on May 20th\***

Members: \$287.32 + HST, Non- Members: \$295 + HST (Prices include model fees for 3 sessions)

## 4A05 Drawing at the Museum

Katherine MacDonald, B.F.A.

Friday: April 19 – June 21 (10 weeks) 9:30 a.m. – 12:00 p.m.

Bring the past into the present by exploring the fascinating collection of historic artifacts at Dundas Museum and Archives. Curious, beautiful and often poignant objects, elegant ladies' clothing, military uniforms, toys, exuberantly decorated china and silverware, crystal, hand tools and more will provide true inspiration for your drawings. Some drawing experience recommended. Classes are held at Dundas Museum and Archives. Members: \$338.39 + HST, Non-Members: \$349 + HST

## 4A06 Drawing Enhanced – Int/Adv

Christine De Vuono, M.F.A.

Monday: April 15 – June 10 (8 weeks) 7:00 p.m. – 9:30 p.m.

A course for artists with intermediate or advanced experience in drawing or painting and looking to expand their skillset. Christine is a supportive teacher, experienced at helping students discover fresh inspiration and novel techniques that can take their artwork to the next level. Through detailed assignments and prompts, you'll learn new methods of mark-making and unique ways to think about drawing and art materials – all sure to enhance and grow your artistic practice. **\*Please note: there will be no class on April 29th & May 20th\*** Members: \$232.19 + HST, Non-Members: \$239 + HST



## 4A07 Introduction to Pen and Ink

Irene Keesmaat, B.A., B.Ed., O.C.T.

Tuesday: April 16 – June 4 (8 weeks) 9:30 a.m. – 12:00 p.m.

Discover the rewarding and addictive medium of Pen and Ink. We'll look at classic pen and ink works and artists for inspiration as we learn a variety of strokes, how to render values and denote three dimensional forms. There'll be plenty of practice exercises in each session followed by a more formal drawing project at the end of the course. Students should have some previous drawing experience.

Members: \$232.19 + HST, Non-Members: \$239 + HST



**Cathy Lorroway**

Cathy's artwork is inspired by her love of the outdoors and travel. While painting en plein air, she fell in love with the vivid colours of pastels. A lifelong learner, she now shares her vast knowledge of working with pastels in her classes and workshops. A participant in juried shows nationally and locally, she is a proud signature member of Pastel Artist Canada (PAC).

## 4A08 Pastels for the Petrified

Cathy Lorroway (SCA PAC)

Sunday: April 14 (1 day) 9:30 a.m. – 3:30 p.m.

Fall in love with pastels and discover this beautiful and colourful medium. Using a step-by-step approach, Cathy will demonstrate the fundamentals of pastels such as mark making techniques, layering and colour mixing – all in a fun and encouraging environment. After a few skill building activities, you'll create your own small pastel painting. Lots of demonstrations and individual attention provided. For all levels – some previous drawing experience is helpful.

Members: \$92.84 + HST, Non-Members: \$95 + HST (Prices include \$15 material fee)

**LEARN PEN, MIXED MEDIA AND WATERCOLOUR PAINTING TECHNIQUES FOR ILLUSTRATING A TRAVEL DIARY. SEE OUR TRAVEL JOURNAL PEN AND WATERCOLOUR WORKSHOP ON PAGE 24.**

## 4A09 Portrait Drawing & Painting

Katherine MacDonald, B.F.A.

Tuesday: April 16 – June 18 (10 weeks)

**A:** 9:30 a.m. – 12:00 p.m.

**B:** 1:00 p.m. – 3:30 p.m.

Capture the complexity and grace of the human subject as you work in any drawing or painting medium. The same model will sit for both the morning and afternoon sessions. Students interested in working on longer sustained or larger pieces might consider registering for both classes.

Members: \$376.51 + HST, Non-Members: \$385 + HST (Prices include model fee)

## 4A10 The Art of The Self-Portrait

Holly Sneath, B.A., M.F.A.

Thursday: April 18 – June 20 (10 weeks) 1:00 p.m. – 3:30 p.m.

A classic area of study, the self-portrait allows for a degree of freedom not found in other portrait projects. You'll derive inspiration from works in the genre by some of the world's great artists and then using various means, methods and media, draw and paint your own studies, ranging from the playful to the formal. Come prepared to work from mirrors, photos, etc. Previous drawing experience recommended.

Members: \$286.51 + HST, Non-Members: \$295 + HST

**A STEP-BY-STEP APPROACH IN THE FUNDAMENTAL PRINCIPLES OF PORTRAIT PAINTING FROM PHOTOGRAPHS. SEE PAINTING A PORTRAIT IN OIL ON PAGE 28.**

## 4A11 Drawing from the Costumed & Nude Figure

Brian McPhee

Thursday: April 18 – June 20 (10 weeks) 7:00 p.m. – 9:30 p.m.

Using examples from art history as our guide, we'll explore a variety of techniques to draw the human figure. Shape, language, movement, structural drawing and tonal rendering will be some of the topics covered to help us better render the model provided for each class. Group and individualized instruction provided throughout – all levels welcome.

Members: \$376.51 + HST, Non-Members: \$385 + HST (Prices include model fee)

## 4A12 Life Workshop

No Instructor – Model provided

Wednesday: April 17 – June 19 (10 weeks) 9:30 a.m. – 12:00 p.m.

A workshop intended for artists with some life drawing experience, who wish to further their skills and do not require an instructor for guidance. You'll have the opportunity to work individually with a life (nude) model. This class's format includes working on multiple poses, ranging from 5-10 minutes to one to two 20-30 minutes in duration, followed by one 1-hour pose.

Members: \$234.89 + HST, Non-Members: \$239 + HST (Prices include model fee)

## 4A13 Introduction to Hand-Drawn Animation

Mike Cope, Hons. B.A., B.Ed., O.C.T.

Friday: April 19 – June 7 (8 weeks) 6:45 p.m. – 9:15 p.m.

Bring your drawings to life as we explore the magic of hand-drawn animation! Learn about and practice the 12 principles of animation (ie. squash & stretch, anticipation, follow through & overlapping action, etc.). Ideal for anyone with a general interest in learning about animation, as well as those seeking to pursue further studies at the post-secondary level. Equipment fee covers in-class use of special tools of the trade, including: animation peg bars, lightboxes, as well as computer/camera equipment to digitize each drawing into video format. At least one previous drawing-related class is recommended.

Members: \$308.16 + HST, Non-Members: \$315 + HST (Prices include \$75 equipment fee)

## 4A14 Open Studio Workshop

No Instructor

Monday and/or Friday: April 15 – June 24 (10 weeks) 9:30 a.m. – 12:00 p.m.

Take advantage of the DVSA studio facilities and work on your art. These sessions are open to all – no instructor is provided. Studio time is restricted to 2-dimensional media. Due to dust concerns, clay projects must be worked on in the Pottery Studio during pottery open studio time. **\*Please note: there will be no open studio on May 20th\*** Members: \$150.71 + HST, Non-Members: \$155 + HST or \$20 + HST per visit



# Painting

## 4A15 Painting for the Petrified

Natasja Bischoff, B.F.A.

If you're an absolute beginner artist, these options offer the encouraging handhold you've been looking for. Jump into a new creative world and discover what it is to feel good about the process of painting as you take the first steps on your artistic journey. All materials provided – just show up and let it happen!

### Acrylic Painting

**A:** Tuesday: May 14 – June 11 (5 weeks) 7:00 p.m. – 9:30 p.m.

**B:** Wednesday: May 15 – June 12 (5 weeks) 9:30 a.m. – 12:00 p.m.

You'll receive an introduction to the basics of acrylic painting – the materials, brush handling technique, colour mixing and more – along with enlightening discussions about drawing and composition. All materials provided.

Members: \$190.29 + HST, Non-Members: \$195 + HST (Prices include \$30 material fee)

### Watercolour Painting

**C:** Monday: April 15 – May 27 (6 weeks) 1:00 p.m. – 3:30 p.m.

Always wanted to try watercolours? We'll cover the basics of colour theory and mixing paints along with techniques such as wet on dry, wet on wet and a host of other tricks that make watercolours unique.

Working on still life, landscape and abstracts, you'll come away with a great foundation in which to move forward. All materials provided. **\*Please note: there will be no class on May 20th\***

Members: \$223.27 + HST, Non-Members: \$229 + HST (Prices include \$30 material fee)

## 4A16 Painting for the Petrified – 8 Week Edition (Held at Ancaster Memorial AC)

Natasja Bischoff, B.F.A.

Thursday: April 18 – June 6 (8 weeks) 1:00 p.m. – 3:30 p.m.

By request, this longer edition of our absolute beginner's painting class offers the encouraging handhold you've been looking for. Jump into a new creative world and discover what it is to feel good about the process of painting. You'll receive an in-depth introduction to the basics of acrylic painting, along with enlightening discussions about drawing and composition. With the additional classes, we'll also address working abstractly and have time to develop a more sustained painting on canvas. It's time to get your feet (and canvases) wet and take the first steps on your artistic journey. All materials provided – just show up and let it happen. Members: \$352.29 + HST, Non-Members: \$359 + HST (Prices include \$40 material fee and facility rental fee)

## 4A17 DVSA Friday Nights – Painting

Rosemary Vanderbreggen (Fleming & Sheridan Colleges)

**A:** Abstract Painting Friday: April 19, 6:30 p.m. – 9:30 p.m.

**B:** Watercolour, Ink & Pastel Friday: May 3, 6:30 p.m. – 9:30 p.m.

**C:** Collage: Fold, Tear and Build Friday: May 10, 6:30 p.m. – 9:30 p.m.

Michelle Teitsma (Sheridan College)

**D:** Acrylics Friday: May 24, 6:30 p.m. – 9:30 p.m.

**E:** **\*NEW\*** Spring Landscapes Friday: June 7, 6:30 p.m. – 9:30 p.m.

**F:** Drawing Animals Friday: June 21, 6:30 p.m. – 9:30 p.m.

Part of our DVSA Friday Nights series – here's your chance to unwind from the week, enjoy an adult libation or two and settle in to create. Join us for a relaxed, playful evening experimenting with different mediums and techniques as you create artworks using your intuition and lots of creative freedom. Depending on your choice of workshop (or workshops!), you'll be introduced to art concepts such as colour mixing and theory, composition, value, design principles, brush handling and more. It's a fun time – make it a date night with your partner or BFF. Or fly solo and make new BFFs! No experience necessary and all levels welcome. And, all materials provided – just show up ready to go. 1 complimentary bar beverage per participant plus cash bar (19+) or unlimited soft drinks included. **Please note: We are unable to provide refunds/credits/transfers for these courses.** Course Fee: \$45 + HST

## 4A18 Art Studio Sampler – Watercolour, Acrylic and More

Nancy Benoy, B.A.

Thursday: April 18 – May 23 (6 weeks) 1:00 p.m. – 3:30 p.m.

Join mixed media artist Nancy for a sampler selection of art practices –watercolor, acrylic, collage and printmaking. You'll receive instructions and guidance on working with each medium, along with engaging hands-on projects where developing your own ideas will be encouraged. Think summer camp vibes, but for adults – bring a friend and reclaim your joy for art making! All levels.

Members: \$232.27 + HST, Non-Members: \$229 + HST (Prices include \$30 material fee)

## 4A19 Beginners' Watercolour

A: Wednesday: April 17 – June 19 (10 weeks) 9:30 a.m. – 12:00 p.m.

Irene Keesmaat, B.A., B.Ed., O.C.T.

B: Wednesday: April 17 – June 5 (8 weeks) 7:00 p.m. – 9:30 p.m.

Shelley Prior (DVSA, CSPWC)

Immerse yourself in the world of watercolour painting. Designed for novices, the focus in this course is on skill development, emphasizing core techniques and brush-handling. We'll look at the materials and papers needed and address basic colour and composition concepts through interesting creative exercises and projects. Demonstrations, group instruction, constructive critiques and individual attention are essential elements of this experience.

Section A Members: \$286.51 + HST, Non- Members: \$295 + HST

Section B Members: \$257.41 + HST, Non- Members: \$265 + HST

## 4A20 Loosen Up with Watercolour

Lena Montecalvo

Monday: April 15 – June 24 (10 weeks) 1:00 p.m. – 3:30 p.m.

Have you enjoyed watercolour's magical results, but yearn to move to a more loose and flowing painting style? Learn how to up the water and colour intensity with your landscapes, florals or abstracts. This class will move you gradually from wet on dry to wet on wet, starting with small pieces and partially wet surfaces to larger works with plenty of splashing, spraying and blooms galore! Beginner/intermediate artists welcome. **\*Please note: there will be no class on May 20th\***

Members: \$286.51 + HST, Non-Members: \$295 + HST

## 4A21 Loosen Up with Watercolour Florals (W)

Lena Montecalvo

Sunday: April 21 (1 day) 9:30 a.m. – 3:30 p.m.

Let's gear up for spring in this 1-day floral watercolour workshop. You'll incorporate your favorite botanical themes and colour choices while gaining knowledge regarding shape, form, composition and flow – necessary for creating soft petals and leaves with depth. The wetter the better! No photo reference is needed, but you may find it helpful. Bring your black, fine-tipped, permanent marker. Suitable for all skill levels. Members: \$76.87 + HST, Non-Members: \$79 + HST

## 4A22 Travel Journal Pen and Watercolour (W)

Michelle Guitard (Georgian College)

Sunday: April 28 (1 day) 9:30 a.m. – 3:30 p.m.

Learn the basic mixed media and watercolour painting techniques for illustrating a travel diary. A watercolour journal is ideal for capturing travel memories and experiences, both large and small. No matter the medium, daily sketching practice is a vital method for developing your abilities as an artist – cultivating your artist's eye and developing drawing technique and colour theory knowledge. We'll start with simple compositions like a window or small vignette, exploring colour use and creating elements like shadows, pencil and fine pen sketches. Then we'll add text to give personality and style to your work. All levels welcome. Members: \$76.87 + HST, Non-Members: \$79 + HST



# Painting

## 4A23 Spring Watercolour Landscapes (W)

Lena Montecalvo

Sunday: May 5 (1 day) 9:30 a.m. – 3:30 p.m.

Spend the day painting spring scenes in watercolour. You'll explore an assortment of beautiful blues, greens and other soft hues and gain a better understanding of perspective, balance and light. Bring a black, fine-tipped, permanent marker along with your paints and brushes and we'll add some playful mark making that can further enhance your work. Ideal for all levels.

Members: \$76.87 + HST, Non-Members: \$79 + HST

## 4A24 Layering Resist and Watercolour (W)

Lena Montecalvo

Sunday: May 26 (1 day) 9:30 a.m. – 3:30 p.m.

Ever wondered how far you can push the process of layering watercolour paint? In this workshop, we'll take the time to fully explore adding resist between watercolour coats to create dreamy and deep results, whether in landscape, botanical or abstract works. It's sure to open up a range of new possibilities for your art. You'll need to bring a blow dryer for this day! Suitable for all levels.

Members: \$76.87 + HST, Non-Members: \$79 + HST

## 4A25 Glow with the Flow in Watercolour (Int/Adv)

Shelley Prior (DVSA, CSPWC)

Thursday: April 25 – June 6 (7 weeks) 7:00 p.m. – 9:30 p.m.

You've learned the basics – now, let's take it to the next level. Transforming flat-looking watercolour pieces into vibrant works of art takes skill and practice. This course provides a series of exercises designed to explore how to create that amazing watercolour glow in your paintings. You'll learn to select better reference material and glaze colour, and how best to use colour harmony and temperature to enhance your pieces. Discover how to bring more life to your paintings and turn the ordinary into the extraordinary.

Previous watercolour experience required. Members: \$222.37 + HST, Non-Members: \$229 + HST



# Painting

## 4A26 Landscape Watercolour Refreshers (Int/Adv)

Shelley Prior (DVSA, CSPWC)

These full day intensive workshops are designed to help you develop your watercolour foundational skills and technique – either through a single workshop or a combination of these two uniquely landscape focused workshops. Each in-depth session offers techniques, approaches and advice along with plenty of group and individual instruction. For intermediate to advanced students.

### A: **\*NEW\*** Garden and Meadows (W)

Friday: April 26 (1 day) 9:30 a.m. – 3:30 p.m.

Enjoy a day of painting peaceful gardens and meadows as we explore effective techniques for creating the look of plants and flowers in the landscape.

Members: \$76.87 + HST, Non-Members: \$79 + HST

### B: **\*NEW\*** Mini Landscapes (W)

Friday: May 17 (1 day) 9:30 a.m. – 3:30 p.m.

Sweeping skies, lovely trees and glistening water – these seasonal mini landscapes (5x7”) are fun and fast to paint. We’ll use effective mark-making while simplifying and connecting elements for clean, expressive works.

Members: \$76.87 + HST, Non-Members: \$79 + HST

## 4A27 Intermediate and Advanced Watercolour: Landscapes and Architecture

Irene Keesmaat, B.A., B.Ed, O.C.T.

Thursday: April 18 – June 20 (10 weeks) 1:00 p.m. – 3:30 p.m.

For the watercolour artist with experience, this class is designed to build on your developing watercolour skills and increase your confidence in this medium. Explore basic value and composition related to landscape and architecture painting. Exercises will include transparency, layering, value, perspective, spontaneity, and colour use. Plenty of group and individual instruction provided.

Members: \$286.51 + HST, Non-Members: \$295 + HST



# Painting

## 4A28 \*NEW\* Mysterious Gouache! (W)

Lena Montecalvo

Sunday: June 9 (1 day) 9:30 a.m. – 3:30 p.m.

An introduction to this beautiful, misunderstood medium. Not quite acrylic – not quite watercolour, gouache is a paint that can be used multiple ways. Added to your watercolour paintings, you'll find its matte finish and opaqueness delivers depth and vibrancy to your floral, landscape and abstract works. Starting with our watercolour or acrylic brushes, we'll do some simple landscape and floral exercises on watercolour paper before moving on to mounted canvas or canvas paper works. Or if you wish, try yupo or mineral papers as each one delivers its own unique results with the gouache. This full day workshop is intended to help you gain a feel for gouache's capabilities, whether alone or combined with other mediums. Previous experience with watercolour and/or acrylic is recommended.

Members: \$76.87 + HST, Non-Members: \$79 + HST

## 4A29 Beginners' Acrylic Painting

Michelle Teitsma (Sheridan College)

**A:** Monday: April 15 – June 24 (10 weeks) 7:00 p.m. – 9:30 p.m.

**B:** Tuesday: April 16 – June 18 (10 weeks) 1:00 p.m. – 3:30 p.m.

Designed for those who have never tried acrylics or have limited painting skills, you'll learn to work with this plastic and flexible medium, starting with basic techniques and moving through a series of exercises and projects designed to develop your confidence and talents. Topics include colour mixing, composition, brush handling and more. Previous drawing experience recommended, but not required.

**\*Section A Please note: there will be no class on May 20th\***

Members: \$290.54 + HST, Non-Members: \$299 + HST (Prices include \$5 material fee)

## 4A30 Introduction to Acrylics (W)

Michelle Teitsma (Sheridan College)

Friday: April 26 & May 3 (2 days) 9:30 a.m. – 3:30 p.m.

Perfect for "newbies!" Get inspired by the potential of acrylic painting as we use examples of composition, style and technique from the world's best loved painters. From there, we'll cover colour mixing and theory (to achieve the colours you want) and painting techniques such as brush work and blending on the canvas (to get the look you're going for). Bring your own photographs to use as your jumping off point.

Members: \$150.59 + HST, Non-Members: \$155 + HST

**CAPTURE THE NUANCES OF THE HUMAN SUBJECT AS YOU WORK IN ANY PAINTING MEDIUM.  
SEE PORTRAIT DRAWING & PAINTING ON PAGE 21.**

## 4A31 Painting Still Life in Acrylic or Oil (Online) (L)

Guennadi Kalinine, B.A.

Wednesday: April 17 – June 5 (8 weeks) 1:00 p.m. – 3:00 p.m.

Develop your skills to accurately render 3-D objects in paint with an emphasis on contrast, light and shadow, and colour. In this online course, class time will be dedicated to reviewing the materials for working in acrylic or oil and examining the foundations of composition. Painting technique instruction includes outlining, underpainting, the mixing and blending of colours, and building texture. There'll also be time for group discussions and critiques. You'll work on your paintings outside of the scheduled class time and then send photos of your artwork to the instructor for in-class feedback. Be prepared to spend at least two hours painting outside of class each week. Links to demo videos will also be provided as optional learning outside of class. For beginner to intermediate students.

Members: \$208.91 + HST, Non-Members: \$215 + HST

## 4A32 Onward and Upward – Int/Adv Acrylic Painting

Sandee Ewasiuk (OCAD)

Tuesday: April 16 – June 18 (10 weeks) 1:00 p.m. – 3:30 p.m.

Using your ideas, references and sketches for inspiration, we'll explore the processes of underpainting and layering as we take a painting from commencement to completion. The focus will not only be on developing strong composition, colour balance and technique, but also working through the creative blocks and frustrations that come with making a work of art. Instructor and class critiques will be an important part of each week. If using reference material, bring your own photographs (taken by you) to keep our paintings original. Some drawing experience as well as familiarity with acrylic paints are prerequisites. Members: \$286.51 + HST, Non- Members: \$295 + HST

## 4A33 \*NEW\* Acrylic Painting Expanded– Int/Adv

Deeshani Fernando, B.F.A., B. Ed

Wednesday: April 17 – May 22 (6 weeks) 7:00 p.m. – 9:30 p.m.

Embark on an exhilarating creative journey and delve into your passion for painting. In this intermediate to advanced course, you'll explore novel ways to express yourself through the medium of acrylic paint, cultivating your unique artistic style while creating original artworks inspired by subjects close to your heart. Deeshani will provide a range of creative prompts and challenges designed to open up your thinking and find new ways to connect media and technique with content. Constructive feedback sessions with fellow students will foster a supportive community where you can share your artwork and engage in insightful discussions about diverse artistic approaches and techniques.

Members: \$193.27 + HST, Non-Members: \$199 + HST

## 4A34 Beginners' Oil Painting

Michelle Teitsma (Sheridan College)

Tuesday: April 16 – June 18 (10 weeks) 7:00 p.m. – 9:30 p.m.

A great start to your personal development as a painter. This course provides a basic introduction to the oil medium and includes guidance on choosing the proper materials and tools plus instruction on paint application, composition, colour mixing and much more. Previous drawing experience is recommended.

Members: \$286.51 + HST, Non- Members: \$295 + HST

## 4A35 \*NEW\* Painting a Portrait in Oil from Photo Reference (W)

Amanda Immurs, B.F.A

Sunday: May 26 & June 2 (2 days) 9:30 a.m. – 3:30 p.m.

Painting a person from a photograph may seem daunting to beginners, but this workshop makes it much less intimidating. Amanda will walk you through a step-by-step approach in the fundamental principles of portrait painting from photographs. Learn to simplify the process as you paint portraits with personality using strong colour choices and composition. Topics include choosing a good reference, drawing a sketch, measurements and proportion, value, colour temperature, background considerations and much more. Different approaches like blocking in and gridding off will also be introduced. You'll leave with a good "starter kit" of tools and techniques along with a nice boost of confidence, ready to embark on painting more portraits. This two-day workshop is ideal for beginner to intermediate artists.

Members: \$150.59 + HST, Non-Members: \$155 + HST

# Painting

## 4A36 Landscape Painting from Photo Reference (Online)

Guennadi Kalinine, B.A.

Thursday: April 18 – June 13 (9 weeks) 9:30 a.m. – 12:00 p.m.

Paint the Canadian landscape in oil or acrylic as you work from photo references. You'll learn how to interpret landscape through the principles of design and then explore and practice the techniques needed to reconstruct it in paint. Plenty of group and individual instruction is provided throughout. Class time will be devoted to instruction, discussion and critiques. You'll be working on your paintings outside of the scheduled class time and then send photos of your artwork to the instructor for in-class feedback. Be prepared to spend at least two hours each week painting outside of class. Links to demo videos will also be provided as optional learning outside class. Previous painting experience is required.

Members: \$257.41 + HST, Non-Members: \$265 + HST



### Giulia Morosin

A Burlington resident, Giulia received an Honours Fine Arts Degree from York University and has instructed students of all ages for over 20 years. An avid walker and hiker, her love of the Canadian landscape provides the inspiration for her bold and bright acrylic paintings. Her warm personality and mischievous twinkle is just the right combination for the inviting learning studio space she creates.

## 4A37 Finding Shapes in the Landscape Using Acrylics

Giulia Morosin, B.F.A.

Tuesday: April 16 – June 18 (10 weeks) 1:00 p.m. – 3:30 p.m.

A great landscape introduction for beginner and intermediate painters. Learn about composition in landscape painting as we identify the background, middle ground and foreground in a scene. Emphasis will be placed on colour theory and the use of unconventional colours to enhance our landscapes. Other topics include colour mixing, brush work, perspective and proportion and finding shapes of colour within our chosen landscape to create light and shadow. Some previous painting experience is beneficial for this course. Members: \$286.51 + HST, Non-Members: \$295 + HST



# Painting

## **4A38 Landscape Painting in Oil or Acrylic**

Michelle Teitsma (Sheridan College)

Thursday: April 18 – June 20 (10 weeks) 1:00 p.m. – 3:30 p.m.

A solid introduction to the foundations of landscape painting as we look to a variety of historical styles and contemporary approaches to establish your artistic voice. You'll work from photo reference and come to better understand topics such as composition, perspective, colour mixing and paint application to achieve transitions, contrast and a sense of depth. For all levels.

Members: \$286.51 + HST, Non- Members: \$295 + HST

## **4A39 Colours & Shadows in Landscape Painting: Oil or Acrylic**

Lee Munn

Tuesday: April 16 – June 18 (10 weeks) 1:00 p.m. – 3:30 p.m.

Working from personal or provided photo references, you'll explore using strong highlights, shadows and powerful colours to create a dynamic landscape painting in your choice of oil or acrylic. Under Lee's guidance, you'll work towards the development of your own style while gaining a better understanding of the foundations of strong landscape painting. All levels welcome.

Members: \$286.51 + HST, Non- Members: \$295 + HST

## **4A40 Large Landscapes – Acrylic or Oil**

Lee Munn

Tuesday: April 16 – June 18 (10 weeks) 7:00 p.m. – 9:30 p.m.

Learn the art of painting landscapes in a LARGE format. We'll begin working on a landscape study project (provided by Lee) as we explore composition, perspective, value, colour mixing and paint application. We'll also look at using large brush strokes, the strong exaggeration of colours, shadows and highlights and pinpointing where we want the "eye to catch" in our works. Then, it's on to choosing a photo reference, painting on a larger canvas and further developing your own style and technique. Lee will work on a large painting in class as a guide and provide individual instruction throughout. Open to all levels – beginner to advanced. Members: \$286.51 + HST, Non- Members: \$295 + HST

## **4A41 Spring Into the Season En Plein Air**

Michelle Teitsma (Sheridan College)

Wednesday: April 17 – June 5 (8 weeks) 1:00 p.m. – 4:00 p.m.

An outdoor painting class at Dundas Driving Park. No matter the type of day, sunny or overcast, interpreting a scene on site offers many challenges. You'll build a solid foundation for your landscape painting as we engage in observation and investigate using thumbnail sketches, view finders, underpainting, composition tips, spatial cues and colour mixing. All mediums welcome. For all levels.

Members: \$276.81 + HST, Non-Members: \$285 + HST

*“DVSA is my creative sanctuary. I am always inspired and looking forward to taking classes and workshops.”*

*– Robin Waters*

# Painting

## 4A42 Exploring Landscape with the Group of 7

Diana Gordon, B.A., M.A.

Wednesday: April 17 – June 19 (10 weeks) 7:00 p.m. – 9:30 p.m.

Copying a Group of 7 is an ideal way to learn landscape composition: simplifying shapes, mixing harmonious colours and creating rhythm through expressive brushwork. In your first work, you'll learn the 4-Stages method: line drawing, creating a tonal map, blocking in colour, then applying brushwork. For a second painting, choose another Group of 7 image or your own composition using their style. Included are short drawing exercises, demonstrations and group discussions to enhance our understanding. Acrylics, oils or watercolours all suitable. For all levels. Members: \$286.51 + HST, Non- Members: \$295 + HST

**DISCOVER FRESH INSPIRATION AND NOVEL TECHNIQUES THAT CAN TAKE YOUR DRAWING & PAINTING ARTWORK TO THE NEXT LEVEL. SEE DRAWING ENHANCED ON PAGE 20.**

## 4A43 Floral Painting in Oil or Acrylic

Irene Keesmaat, B.A., B.Ed., O.C.T.

Thursday: April 18 – June 20 (10 weeks) 9:30 a.m. – 12:00 p.m.

Recreate the warmth and colours that you enjoy so much as you paint your favourite flowers. We'll examine the approaches historical and contemporary artists have taken to the floral subject, paying attention to composition, depth, colour mixing, contrast and transitions. Working from your own photo references, we'll make use of various paint application techniques and other secrets sure to create dazzling floral images. Some previous experience with oil or acrylics is recommended.

Members: \$286.51 + HST, Non- Members: \$295 + HST

## 4A44 Florals with Palette Knives

Michelle Guitard (Georgian College)

Tuesday: April 16 – May 21 (6 weeks) 9:30 a.m. – 12:00 p.m.

Learn how to create a layered, textured and volumetric painting of a floral subject using a palette knife. The appeal of the palette knife is its ability to create thick strokes, smooth transitions and steep influxes. You'll learn how to control and manipulate the paint, applying it more loosely and with intention. See how the petals of the flower become lively and volumetric! Other topics include developing a clean, well-structured composition, colour theory and mixing, value studies and developing palette techniques. For all levels.

Members: \$193.27 + HST, Non-Members: \$199 + HST

## 4A45 Beginners' Abstract Painting

**A:** Tuesday: April 16 – June 18 (10 weeks) 9:30 a.m. – 12:00 p.m.

Rosemary Vanderbreggen (Fleming & Sheridan Colleges)

**B:** Wednesday: April 17 – June 19 (10 weeks) 7:00 p.m. – 9:30 p.m. **(Held at Ancaster Memorial AC)** 

Michelle Teitsma (Sheridan College)

This beginner approach to abstract painting will have you experimenting with innovative ways of creating art as you plunge into expressive colour mixing, brushwork and composition. Invent new techniques for applying paint and devise radical artistic processes – all while creating your own abstract pieces in acrylic. Plenty of class demonstrations and individual instruction provided throughout.

Section A Members: \$286.51 + HST, Non- Members: \$295 + HST

Section B Members: \$390.52 + HST, Non-Members: \$399 + HST (includes facility rental fee)

# Painting

## 4A46 Explore Abstract Painting (W)

Margot Roi, B.F.A., B.Ed., O.C.T.

Friday: May 17 (1 day) 9:30 a.m. – 3:30 p.m.

A full day spirited workshop devoted to abstract painting. Open to all levels, this studio is all about experimenting with colour, composition, paint mediums, brushes and other tools as you create your own abstract pieces in acrylic. Be prepared to partake in a series of exercises created to explore the notion of abstract art and beyond! Members: \$76.87 + HST, Non-Members: \$79 + HST

## 4A47 Abstract Acrylic Painting: Next Steps

Rosemary Vanderbreggen (Fleming & Sheridan Colleges)

Tuesday: April 16 – June 18 (10 weeks) 1:00 p.m. – 3:30 p.m.

If you're ready to work on larger and more complex abstract pieces, this is your class. We'll continue to build a solid foundation of abstraction concepts and techniques you can use in your work. Lessons will focus on a historical exploration of abstraction in art along with more current multi-media approaches such as collage, the use of drawing instruments and printmaking techniques – all which harmonize with the use of acrylic paint. We'll also hold discussions on colour theory and the elements of design. Throughout, you'll have the opportunity to work in larger formats. Critiques and discussions are part of the process, offered in a positive and constructive manner. Previous painting experience required.

Members: \$286.51 + HST, Non-Members: \$295 + HST

## 4A48 Abstract Florals on Paper (W)

Michelle Guitard (Georgian College)

Sunday: April 14 (1 day) 9:30 a.m. – 3:30 p.m.

Learn how to fully observe flowers, then deconstruct and simplify them as we create loose, abstract and impressionistic style paintings using acrylics, oils, pastels, or a combination of media. You'll study a floral arrangement provided in class and then create a composition of your own – whether it be simplified and loose or completely wild and abstract. Topics covered include colour theory and mixing, composition, brush technique and more. For all levels. Members: \$76.87 + HST, Non-Members: \$79 + HST



## Volunteer Help Needed For Our 53rd Annual Art Auction

Assistance is always needed with Building Preparation, Installation, Set Up/Strike, Event Monitors and more. If you are interested in helping, please complete our Volunteer form on our website at [dvsa.ca/support/volunteer](https://dvsa.ca/support/volunteer) or call us at 905-628-6357 Ext 208.



# Painting

## 4A49 Abstract Landscape

Michelle Guitard (Georgian College)

Monday: April 15 – May 27 (6 weeks) 7:00 p.m. – 9:30 p.m.

Working in an abstract style can pull us back to a more innocent and simpler way of painting. In this class, we'll take a landscape reference photo and reduce it to basic shapes and forms in order to make sense of the "visual chaos." Using these building blocks, we'll then apply thick layers of paint while considering colour and line. For all levels. **\*Please note: there will be no class on May 20th\***

Members: \$193.27 + HST, Non-Members: \$199 + HST

## 4A50 **\*NEW\*** Painting to Printing Plus (W)

Natasja Bischoff, B.F.A.

Sunday: June 2 (1 day) 9:30 a.m. – 3:30 p.m.

It's worth the early Sunday rise for this inspirational and exciting mixed-media workshop. Working from our own intuition, we'll begin painting abstractly on paper. Then, using printmaking techniques, we'll transform these works into unique prints which we can develop further using a variety of drawing media. See how your creations evolve into multiple unexpected iterations of the initial work. No previous experience is required – come out and discover the fabulous results that emerge using this artistic process. All materials provided. Members: \$86.87 + HST, Non-Members: \$89 + HST (Prices includes \$10 material fee)

## 4A51 **\*NEW\*** Alcohol Ink Workshop (W)

Lena Montecalvo

Sunday: June 23 (1 day) 9:30 a.m. – 3:30 p.m.

You'll love the reflective, translucent and ethereal effect only alcohol ink can produce. In this full-day workshop, we'll use this unique medium on non-porous surfaces such as glass, ceramic, yupo and mineral paper to develop original and vibrant works. We'll discuss preparation, ventilation and the other materials you'll need to let the ink do its magic. By the time you leave, you'll have a solid introduction to the medium and be ready to carry on creating your own stunning pieces.

Members: \$76.87 + HST, Non-Members: \$79 + HST

## 4A52 **\*NEW\*** Watercolour & Inks

Nancy Benoy, B.A.

Thursday: April 18 – June 6 (8 weeks) 9:30 a.m. – 12:00 p.m.

Combine watercolour paint with ink line work and voila! – gorgeously effective paintings! These whimsical works are deceptively easy to create as the ink line drawing forgives many errors in the watercolour painting, making for a relaxing and stress-free art experience. We'll work with the properties of watercolour first and then add our inks in a variety of controlled and experimental methods. It may be a straightforward process, but you'll soon discover the challenges and options are endless when merging these mediums. Suitable for beginners or those with experience.

Members: \$248.16 + HST, Non-Members: \$255 + HST (Prices include \$15 material fee)

## 4A53 Exploring Colour Basics: Mixing and Using Colour Effectively

Diana Gordon, B.A., M.A.

Monday: April 15 – June 10 (8 weeks) 1:00 p.m. – 3:30 p.m.

Are you able to mix the right colour when you need it? Through playful and structured exercises, we'll explore the properties of colour – hue, value and saturation. We'll create some handy tools such as colour wheels, charts and greyscales and learn ways to develop a colour scheme that supports your visual narrative. For our mixing exercises, we'll use only acrylic paints: red, blue, and yellow, plus black and white. For your individual class studies, you can use additional hues in oil, acrylics or watercolours. There'll be demonstrations, online handouts and lots of individual attention. For all levels. **\*Please note: there will be no class on May 20th\*** Members: \$232.19 + HST, Non-Members: \$239 + HST

# Painting

## 4A54 Paint BIG

Sandee Ewasiuk (OCAD)

Wednesday: April 17 – June 19 (10 weeks) 1:00 p.m. – 3:30 p.m.

Let go of your creative inhibitions and dive into the world of painting BIG! This course will encourage an exploratory approach with innovative painting and multi-media techniques. We'll examine composition, design, colour and a variety of art genres all with a sense of adventure. Plenty of class demos and group discussions provided along with onsite storage for your big canvases. All levels are welcome. Get ready to go big and bold! Members: \$286.51 + HST, Non-Members: \$295 + HST

## 4A55 Independent Painting

Holly Sneath, B.A., M.F.A.

Thursday: April 18 – June 20 (10 weeks) 9:30 a.m. – 12:00 p.m.

Work in any painting medium and pursue your personal area of interest with support and feedback from the instructor and other participants. This course is tailored to each individual according to their own interests and aesthetic. You are encouraged to bring source materials such as a sketchbook, photos, etc. For intermediate/advanced artists. Members: \$286.51 + HST, Non-Members: \$295 + HST

## 4A56 Seeing the World Like an Impressionist Painter

Tritan Braho

Wednesday: April 17 – May 8 (4 weeks) 9:30 a.m. – 12:00 p.m.

Paint your vision of the world in the tradition of the great impressionists – Monet, Manet, Degas and more. You'll learn the natural light, colour and brush techniques used by the artists of this era to make their unique and genuine works. An objective of this course is to allow you to experience the creative process through the human eye and your senses, so you can interpret light, air and space in your paintings. The focus will be still-life and landscape painting with plenty of individual attention and instruction provided. All levels are welcome. Acrylics and oils. Members: \$131.19 + HST, Non-Members: \$135 + HST

**TAKE ADVANTAGE OF THE DVSA STUDIOS TO WORK ON YOUR ART.  
SEE OUR OPEN STUDIO OPTIONS ON PAGE 22.**

## 4A57 Exploring Post Impressionism: Paul Cézanne and Vincent Van Gogh

Diana Gordon, B.A., M.A.

Tuesday: April 16 – June 18 (10 weeks) 7:00 p.m. – 9:30 p.m.

Enliven your paintings by learning and experimenting with the bold brushwork, vibrant colours and energized compositions of master painters, Cézanne and Van Gogh. Many artists, including the Group of 7, have been inspired by these lively painting as drawing techniques. We start with constructive drawing, composition and mark making exercises. Then we apply this knowledge to copy one still life and one landscape or create our own compositions. Acrylics, oils or watercolour all suitable. Some painting experience recommended. Part 1: Cézanne and the Art of the Still Life (5 weeks) Part 2: Van Gogh and Modelling Landscape (5 weeks). Members: \$286.51 + HST, Non-Members: \$295 + HST

*“A flexible teaching staff with good presentations.  
They're FUN and knowledgeable.”*

*– Gail Anderson*

# Painting

## 4A58 Brushes VS Palette (W)

Michelle Guitard (Georgian College)

Sunday: May 26 (1 day) 9:30 a.m. – 3:30 p.m.

Explore techniques for painting using both brushes and palette knives. You'll develop your skills in paint application, the layering of colour, value mapping and mark making techniques. We will also focus on what makes a strong composition and how to loosen up your approach to painting while exploring colour theory through a limited palette and its endless possibilities. We'll start with smaller studies and then take those ideas to a larger scale. All levels welcome. Members: \$76.87 + HST, Non-Members: \$79 + HST



### Karen Logan

A lifelong learner, Karen is always looking for opportunities to try new media, working between coloured pencil, pastel, acrylic and Chinese brush painting. She then passes this knowledge on to her students. With a background in technical illustration, Karen's love of nature and Ontario's native plants forms the focus of her work. She is a member of the Women's Art Association of Hamilton (WAAH) and the Central Ontario Art Association (COAA).

## 4A59 Introduction to Chinese Brush Painting

Karen Logan (CFS)

Wednesday: April 17 – May 15 (5 weeks) 1:00 p.m. – 3:30 p.m.

Add this unique art form to your artistic practice. Traditional Chinese brush painting is done using a brush dipped in black ink or colored pigments and then applied, usually, to paper or silk. You'll begin your introduction by exploring the unique supplies and equipment used. Then, we'll move on to learning the basic strokes and brush handling techniques as we work on absorbent rice paper with Chinese ink to create simple compositions. You'll come away with an appreciation and understanding of this distinctive art form and be inspired to find ways to incorporate it in your ongoing work.

Members: \$194.32 + HST, Non-Members: \$199 + HST (Price includes a \$35 material fee)

## 4A60 Collage and Acrylics

Rosemary Vanderbreggen (Fleming & Sheridan Colleges)

Wednesday: April 17 – May 22 (6 weeks) 1:00 p.m. – 3:30 p.m.

Collage and acrylic paint come together as we explore the art of collage: "the twentieth century's greatest innovation." (Robert Motherwell). You'll use acrylic paint to create custom papers for your own collage projects and/or add collage to your existing paintings for exciting explorations in colour and theory. Class projects offer lessons on design criteria, colour and value plus a look at past and current collage artists for inspiration. Whether you are new to collage or have previous experience, you'll discover lots of new ways to expand your collage technique with the addition of acrylic paint. No experience required.

Members: \$193.27 + HST, Non-Members: \$199 + HST

## 4A61 Creative Collage (W)

Rosemary Vanderbreggen (Fleming & Sheridan Colleges)

Thursday: June 20 (1 day) 9:30 a.m. – 3:30 p.m.

Paint, cut, tear, layer, paste. Delve into the exciting world of collage and uncover the potential of this medium, its history and a little bit about yourself! Through experimentation and visual storytelling, you'll create unique and meaningful works of art. No experience necessary. A great workshop for an Art Day with a friend! Members: \$86.87 + HST, Non-Members: \$89 + HST (Prices include \$10 material fee)

Botanical Art is the scientifically accurate depiction of plant species while also incorporating aesthetic and artistic appeal. This art form is both highly detailed and specific in the rendering of a plant's form, colour and textures. The workshops offer students an opportunity to explore the challenges of creating realistic drawings and paintings of seasonally themed plants.

## 4A62 \*NEW\* Interpreting the Value of Colour – Graphite Technique Development (W)

Heather Gross, B.A., M.Ed.

Thursday: May 2 & Friday: May 3 (2 days) 9:30 a.m. – 3:30 p.m.

Move forward from value sketching to learning the refined graphite techniques that produce a smooth continuous tone required for realistic plant studies. The first in a series of graphite technique workshops delving into the value of colour as interpreted in a monochromatic medium, this session will help you establish a foundation for future botanical work in a colour medium. A plant subject will be provided with a focus on the pale and delicate colours found on plant specimens. This two-day workshop is designed for continuing botanical artists and/or newcomers with some drawing experience – not for absolute beginners. Participants are encouraged to take Heather's winter drawing sessions, particularly the tulip drawing class, to benefit fully from this workshop. Materials list provided after registration.

Members: \$174.62 + HST, Non-Members: \$179 + HST (Prices include \$25 material fee and eBooklet)

## Pottery

### 4A63 Pottery for the Petrified (W)

Amanda Kopas, B.F.A.

A: Saturday: April 13 (1 day) 9:30 a.m. – 3:30 p.m.

B: Sunday: April 14 (1 day) 9:30 a.m. – 3:30 p.m.

C: Sunday: June 23 (1 day) 9:30 a.m. – 3:30 p.m.

Wondering if the art of pottery is for you? Spend the day "pottering" in our ceramics studio and find out. You'll get to explore working with slabs, coils and the wheel as you determine if this hands-on medium might be for you. Absolutely no experience required. Clay and materials are all provided – just show up and let it happen. Warning: pottery can be very addictive...

Members: \$102.84 + HST, Non-Members: \$105 + HST (Prices include clay & firing fee)

### 4A64 DVSA Friday Nights – Pottery (W)

Amanda Kopas, B.F.A.

A: Friday: April 19 (1 day) 7:00 p.m. – 9:00 p.m.

B: Friday: May 3 (1 day) 7:00 p.m. – 9:00 p.m.

C: Friday: May 10 (1 day) 7:00 p.m. – 9:00 p.m.

D: Friday: May 24 (1 day) 7:00 p.m. – 9:00 p.m.

E: Friday: June 7 (1 day) 7:00 p.m. – 9:00 p.m.

F: Friday: June 21 (1 day) 7:00 p.m. – 9:00 p.m.

Part of our DVSA Friday Nights series – here's your chance to enjoy an adult libation or two and cap the week with some fun in the pottery studio. Options for projects include mugs, planters, cups, vases and jugs – all while you explore the fundamental techniques of handbuilding with clay. Then, choose from a range of glaze options to finish your original piece. Come with a date, your partner or your BFF – or fly solo and make some new BFFs! Clay and materials are all provided. 1 complimentary bar beverage per participant plus cash bar (19+) or unlimited soft drinks included. **Please note: We are unable to provide refunds/credits/transfers for these courses.** Course Fee: \$45 + HST

# Pottery

## 4A65 \*NEW\* Pottery for Absolute Beginners

Dawn Hackett-Burns (Sheridan College)

Sunday: April 21 – June 23 (10 weeks) 9:30 a.m. – 12:00 p.m.

A special engaging and inspiring course designed for the absolute beginner potter. You'll learn the basics of handbuilding with clay, using pinch pot slab and coil techniques to create your own unique projects. Then, it's on to an introduction to the pottery wheel for shaping more of your clay ideas. We'll end with lessons on selecting and applying glazes, prepping your works for the kiln firing stage.

Members: \$340.54 + HST, Non-Members: \$349 + HST (Prices include \$55 firing & glazing fee) Clay extra.

## 4A66 Introduction to Pottery

A: Monday: April 15 – June 24 (10 weeks) 7:00 p.m. – 9:30 p.m.

Richard Fisher (Sheridan College)

B: Tuesday: April 16 – June 18 (10 weeks) 1:00 p.m. – 3:30 p.m.

Amanda Kopas, B.F.A.

C: Tuesday: April 16 – June 18 (10 weeks) 7:00 p.m. – 9:30 p.m.

Amanda Kopas, B.F.A.

D: Tuesday: April 16 – June 18 (10 weeks) 7:00 p.m. – 9:30 p.m.

Richard Fisher (Sheridan College)

E: Wednesday: April 17 – June 19 (10 weeks) 1:00 p.m. – 3:30 p.m.

Christie Gruppé, B.F.A. (Sheridan College)

F: Wednesday: April 17 – June 19 (10 weeks) 7:00 p.m. – 9:30 p.m.

Karla Rivera (Sheridan College)

G: Thursday: April 18 – June 20 (10 weeks) 7:00 p.m. – 9:30 p.m.

Zoë Pinnell, B.A.

H: Friday: April 19 – June 21 (10 weeks) 7:00 p.m. – 9:30 p.m.

Dawn Hackett-Burns (Sheridan College)

Learn the hand-forming techniques of working with clay, including pinch, coil, slab, and the potter's wheel.

Also covered are the basics of glazing and surface decoration. You'll hone your skills while transforming your ideas into inspired, finished pottery. Suitable for all levels: adults and students 16+. **\*Section A Please note: there will be no class on May 20th\***

Members: \$340.54 + HST, Non-Members: \$349 + HST (Prices include \$55 firing & glazing fee) Clay extra.



## 4A67 Handbuilding Mugs (W)

Dawn Hackett-Burns (Sheridan College)

Friday: April 26 (1 day) 1:00 p.m. – 4:00 p.m.

Create a large mug perfect for your morning coffee using handbuilding techniques to form and texturize the clay. Then, choose from a range of glaze options to create a truly unique piece. This workshop is perfect for those with no experience in clay – come with a friend or fly solo and make some new ones!

Members: \$73.74 + HST, Non-Members: \$75 + HST (Prices include \$10 firing & glazing fee and \$15 material fee).

## 4A68 A Clay Garden Planter (W)

Dawn Hackett-Burns (Sheridan College)

Friday: May 10 (1 day) 1:00 p.m. – 4:00 p.m.

Work the clay to create a texturized slab and shape it into a garden planter. The bonus fun is being able to experiment with various forms of stamping and fabric applications to create an outdoor piece just as unique as you are. Then, it's over to the glaze room to choose and apply the perfect finish to complete your masterpiece. A great workshop for beginners. Members: \$73.74 + HST, Non-Members: \$75 + HST (Prices include \$10 firing & glazing fee and \$15 material fee).



**Zoë Pinnell**

Zoë is a ceramicist working out of Hamilton and a graduate of Sheridan College. Her work consists of illustrated sculptural and functional handbuilt objects that are decorated with colourful glazes, underglaze and terra sigillata. She brings extensive handbuilding knowledge to the DVSA studios – sure to inspire and help push the boundaries of working with clay.

## 4A69 Handmade Ceramic Tiles (W)

Zoë Pinnell, B.A.

Sunday: April 21 (1 day) 9:30 a.m. – 3:30 p.m.

Create your own vibrant ceramic tile featuring a unique illustrative surface. You'll learn pottery handbuilding and sgraffito techniques, along with how to apply slips, terra sigillata treatments, transfers and underglazes. We'll also look at how to mix and customize your own materials. The result will be an artful tile ready to give as a gift or display in your home. For all levels – bring a friend and make it a Sunday to remember! Members: \$102.84 + HST, Non-Members: \$105 + HST (Prices include \$10 firing & glazing fee and \$15 material fee).

## 4A70 Clay Freestyle

Richard Fisher (Sheridan College)

Monday: April 15 – June 24 (10 weeks) 1:00 p.m. – 3:30 p.m.

For all levels. This is a fun, free-form, open studio format where you can work on a variety of clay processes under the guidance and mentorship of the instructor. Handbuilding and/or working on the wheel – it's all fair game. Throughout the course, you'll be guided in the development of a personal sense of style and by the later weeks, be encouraged to hone your skills. **\*Please note: there will be no class on May 20th\***

Members: \$340.54 + HST, Non-Members: \$349 + HST (Prices include \$55 firing & glazing fee) Clay extra.

# Pottery

## 4A71 Good Morning, Potters

Christie Gruppé, B.F.A. (Sheridan College)

Wednesday: April 17 – June 19 (10 weeks) 9:30 a.m. – 12:00 p.m.

A morning class for all levels. Wake up your creative side as you take time to develop your skills working on the potter's wheel – whether for the first time or the 500th time! Christie will give you the individual attention you need as a beginner or more experienced thrower. You'll also learn the hand-forming techniques of working with clay such as pinching, coiling and soft slab construction to create your own ceramic pieces.

Members: \$340.54 + HST, Non-Members: \$349 + HST (Prices include \$55 firing & glazing fee) Clay extra.

## 4A72 Handbuilding for the Garden

Christie Gruppé, B.F.A. (Sheridan College)

Friday: April 19 – June 21 (10 weeks) 9:30 a.m. – 12:00 p.m.

Bring your spring garden to life with the addition of your own unique accents such as a handmade clay bird bath, lantern or a creature of your own imagination. Using the ceramic handbuilding techniques of coiling, pinching, extruding and slab building, we'll spark a creative fire and shape wonderful forms ready to make their home amongst your flowers and greenery. All levels.

Members: \$340.54 + HST, Non-Members: \$349 + HST (Prices include \$55 firing & glazing fee) Clay extra.

## 4A73 \*NEW\* Advanced Pottery in the Kitchen

Unha Hill

Monday: April 15 – June 24 (10 weeks) 7:00 p.m. – 9:30 p.m.

Create wheel-thrown and altered ceramic kitchenware such as salt and pepper shakers, sugar jars, creamers and covered butter dishes. Unha is an expert in traditional Korean and Chinese pottery practices, which she combines with more Canadian styles. Bringing a wealth of fresh technique and knowledge to throwing, altering and decorating, she's sure to challenge your game and further develop those pottery skills. Suitable for intermediate to advanced potters. **\*Please note: there will be no class on May 20th\***

Members: \$340.54 + HST, Non-Members: \$349 + HST (Prices include \$55 firing & glazing fee) Clay extra.

## 4A74 Pottery Studio Thursday (Int/Adv)

Scott Barnim

Thursday: April 18 – June 20 (10 weeks) 1:00 p.m. – 3:30 p.m.

A class for the seasoned potter looking to tackle challenging projects and move their ideas forward in a supportive environment. Spend the afternoon mastering the hand-forming techniques of working with clay and the potter's wheel as you create your own ceramic pieces. Various forms of decoration and glaze firing will also be explored.

Members: \$340.54 + HST, Non-Members: \$349 + HST (Prices include \$55 firing & glazing fee) Clay extra.

## 4A75 Introduction to Raku Firing (W)

Christie Gruppé, B.F.A. (Sheridan College)

Sunday: April 14 (1 day) 10:00 a.m. – 3:00 p.m.

Explore raku glaze decoration and firing techniques in this fun one-day workshop. Bring your own bisqued pots and we'll spend the morning working through different glazing and surface designs for your works. The afternoon will be spent out in the raku pit, firing the kiln and discovering how reduction and oxidation affect the glazes to produce glorious outcomes.

Members: \$77.32 + HST, Non-Members: \$79 + HST (Prices include \$15 firing fee).

# Pottery

## 4A76 Full On Raku – A 5-Day Intensive

Christie Gruppé, B.F.A. (Sheridan College)

Monday: April 8 -12 (5 days) 9:30 a.m. – 3:30 p.m.

Spend a week discovering (or re-discovering) the joy and magic of raku pottery. We'll begin by designing our vessels and forms using both the wheel and handbuilding techniques. These works will then be bisqued at the school and ready for a full-day of firings on Friday. Thursday promises an exploration of surface design using prepared blanks and tiles. Potters need not have any work prepared in advance – everything will be made throughout the week. Combustibles such as wood shavings, horsehair, feathers and sugar will all be available for the kiln firing, but you may bring your own if preferred. For all levels – newbies to advanced.

Members: \$340.54 + HST, Non-Members: \$349 + HST (Prices include \$55 firing & glazing fee) Clay extra.

## 4A77 Kiln Firing Basics (W)

Amanda Kopas, B.F.A.

Sunday: April 28 (1 day) 12:30 p.m. – 3:30 p.m.

Understanding how kiln firings work is a valuable tool on your journey to becoming an accomplished potter. As you learn the basics of operating both manual and digital fire electric kilns, we'll cover kiln safety, studio safety, kiln loading and maintenance. You'll also have the hands-on experience of loading a kiln under supervision and how to maintain the upkeep of kiln shelves. Plus, there'll be time for Q&A on choosing a home kiln, how kiln firing affects your pieces and more.

Members: \$47.77 + HST, Non-Members: \$49 + HST

## 4A78 Glaze Days (W)

Amanda Kopas, B.F.A.

A: Friday: May 24 (1 day) 1:00 p.m. – 3:30 p.m.

B: Friday: June 7 (1 day) 1:00 p.m. – 3:30 p.m.

C: Friday: June 14 (1 day) 1:00 p.m. – 3:30 p.m.

Who's ready to glaze? These self-led workshops are a chance to catch up on glazing your pottery creations or to try out new techniques. Our technician will be on site for troubleshooting, answering questions or just to provide a mentoring nudge, but you'll have free rein of the studio to complete your glazing and be ready for the next kiln firing.

Members: \$57.92 + HST, Non-Members: \$59 + HST (Prices include \$15 firing & glazing fee).





# Pottery

## 4A79 Pottery Open Studio

Students registered in the current term may take advantage of open studio times to continue developing their work and technique. Come for a single session or benefit from the discounted rate available by purchasing a 10-visit card (to be presented at the time you sign in).

**Want your studio time for free?** Current students interested in studio monitoring in exchange for the open studio fees should contact the school to apply. Please indicate which sessions you wish to monitor and we'll send you the details and an application.

**Please note: staff and faculty are currently working to find additional hours of open studio time between terms. Please check the Pottery Studio blackboard for details as they become available.**

**Pottery Open Studio on Wednesdays and Sundays with access to the secondary pottery studio only.** Due to classes in progress, the main pottery studio and glazing room are not accessible to Open Studio attendees on these days.

**Dates: April 22 – June 14 (8 weeks)**

**Monday:** 9:30 a.m. – 12:00 p.m. or 4:00 p.m. – 6:00 p.m. (Not available May 20th)

**Tuesday:** 4:00 p.m. – 6:00 p.m.

**Wednesday:** 1:00 p.m. – 3:30 p.m. or 4:00 p.m. – 6:00 p.m. or 7:00 p.m. – 9:00 p.m.

**Thursday:** 9:30 a.m. – 12:00 p.m. or 4:00 p.m. – 6:00 p.m.

**Sunday:** 9:30 a.m. – 12:00 p.m.

Cost: \$20 + HST per visit.

10 Visit Card: Members: \$102.21 + HST, Non-Members: \$105 + HST

**Please note: we are unable to provide refunds or credits for lost or stolen pottery open studio cards.**

# Sculpture

## 4A80 \*NEW\* Sculpture for Beginners

Pauline Halsey, B.F.A.

Friday: April 19 – June 21 (10 weeks) 7:00 p.m. – 9:30 p.m.

Learn the basics of sculpting in clay. This class is ideal for those with some artistic background, looking to explore a new medium and build on learned skills each week. You'll be introduced to basic hand-building techniques such as slab, coil and pinch, along with an overview of the sculpting tools. With guidance from Pauline, you'll then work to design and create your own original piece(s). Topics include the concepts of abstraction and exaggeration while exploring the relationship between functional pottery and sculptural objects. Members: \$330.54 + HST, Non-Members: \$339 + HST (Prices include \$20 firing and glazing fee) Clay extra.

## 4A81 Portrait Modelling in Clay

Wayne Moore (DVSA)

Monday: April 15 – May 27(6 weeks) 1:00 p.m. – 4:00 p.m.

Discover the satisfaction of creating in three dimensions as you construct and shape a portrait in clay using a live model for reference. No previous sculpture experience is required, but students should have some basic drawing experience. All facets of the modelling process and portrait sculpture technique will be demonstrated and discussed. There's plenty of group and individual instruction included. **\*Please note: there will be no class on May 20th\*** Members: \$332.21 + HST, Non-Members: \$339 + HST (Prices include \$20 material and model fee) Clay extra.

# Sculpture

## 4A82 Country Bunny Wood Carving

John Novak

Monday: May 6 – June 17 (6 weeks) 6:30 p.m. – 9:30 p.m.

Learn the basics of wood carving as you carve your own Country Bunny in basswood and paint it with watercolour. Demonstrations on carving techniques along with direct individual instruction will have you shaping your own original bunny sculpture. We'll then finish the carvings with paint using thin watercolours to preserve the look of the wood. In class, you'll receive a wood block, black and white and coloured patterns plus paint and finishing supplies – you'll need to bring your own carving knife and simple wood gouges. See the material list for the needed tools and options for purchase. No experience required – for all levels. **\*Please note: there will be no class on May 20th\***

Members: \$252.22 + HST, Non-Members: \$259 + HST (Prices include \$25 material fee)

**DIVE INTO THE CAPTIVATING WORLD OF 3-D SCULPTING AND BRING YOUR VISIONS TO LIFE IN THE DIGITAL WORLD. SEE 3-D DIGITAL SCULPTURE FOR BEGINNERS ON PAGE 49.**

## 4A83 Hoot Owl Wood Carving (W)

John Novak

Sunday: May 5 & 12 (2 days) 9:30 a.m. – 3:30 p.m.

In this 2-day workshop, you'll carve and paint a small Hoot Owl in basswood. John will provide a full demonstration on how to carve an owl, pointing out the proper tool use and technique. Then it's on to creating your own carving with plenty of individual instruction and guidance as required. The finished work will be painted using thin watercolours to preserve the look of the wood. Two wood blocks, black and white and coloured patterns plus paint and finishing supplies will be provided. You'll need to have a carving knife and simple wood gouges. See the class material list for examples of the needed tools and options for purchase. Members: \$174.62 + HST, Non-Members: \$179 + HST (Prices include \$25 material fee)

## 4A84 Introduction to Wire Sculpture (W)

John Novak

Sunday: June 23 (1 day) 9:30 a.m. – 3:30 p.m.

Broaden your sculptural skills and try your hand at the art of wire sculpture. Using pliers and wire cutters, you'll learn how to create a stylized tabletop bird from a variety of wire types. We'll begin with an introduction to wire sculpture and examples of small size pieces. From there, we'll review how to safely handle the materials and tools and then get to work attaching and shaping wire to create a finished sculpture. No experience required – for all levels.

Members: \$96.87 + HST, Non-Members: \$99 + HST (Prices include \$20 material fee)



# Photography

## 4A85 Introduction to Digital Photography

- A: Tuesday: April 16 – June 18 (10 weeks) 9:30 a.m. – 12:00 p.m.  
Edward Eastman
- B: Tuesday: April 16 – June 18 (10 weeks) 7:00 p.m. – 9:30 p.m.  
Barry Gray (Conestoga College)
- C: Thursday: April 18 – June 20 (10 weeks) 7:00 p.m. – 9:30 p.m.  
Jennifer Finn, B.A. (Sheridan College)

In this beginner level course, you'll develop a solid foundation by using your digital camera in class and receiving feedback on your photos. Fully understand shutter-speeds, apertures, ISO, histograms, focusing and the various exposure modes available to create better quality images. We'll also cover how to safely transfer and backup your photos. Bring your camera, or if you are looking to purchase, hold off until after the first class as we'll review various makes and models.

Members: \$306.51 + HST, Non-Members: \$315 + HST (Prices include media lab fee)

## 4A86 Digital Photography 2: The Art of Photography

Jennifer Finn, B.A. (Sheridan College)

Monday: April 15 – June 24 (10 weeks) 7:00 p.m. – 9:30 p.m.

Developing your creative voice and photographic style is top priority as we delve into fine art photography. With a focus on inspiration and vision through composition and the art of storytelling, you'll grow your skills and come to understand what makes a good photograph. Topics include an examination of Black and White photography and methods to bring out the best in your images through Photoshop. Throughout the course, there will be practical assignments designed to help take your photographs to the next level.

Prerequisite: Introduction to Digital Photography or permission from Instructor. **\*Please note: there will be no class on May 20th\*** Members: \$306.51 + HST, Non-Members: \$315 + HST (Prices include media lab fee)

## 4A87 Introduction to Photography Editing

Barry Gray (Conestoga College)

Wednesday: April 17 – June 5 (8 weeks) 1:00 p.m. – 3:30 p.m.

Photographers often say they crop their images twice – once in the camera, and later, on a computer. In this introductory course, you'll learn the basic fundamentals of photo editing programs such as Photoshop Elements. Understand how to crop your original photographs in a variety of sizes and save them properly. Explore image manipulation such as darkening or lightening your photos, adjusting colour, vibrance and saturation, and how to convert a colour photograph to black and white. Using filters creatively and a review of some of the more advanced features available will also be part of our discussions. You're sure to come away with a full toolbox of expertise on how to transform your good photos to great. Don't forget to bring your own original images to edit.

Members: \$252.19 + HST, Non-Members: \$259 + HST (Prices include media lab fee)

## 4A88 Photography Editing for Beginners Workshop

Jennifer Finn, B.A. (Sheridan College)

Sunday: April 21 (1 day) 9:30 a.m. – 3:30 p.m.

Do you find photo editing intimidating? This beginner workshop will provide you with the skills to successfully start editing your photographs and take them to the next level. Using Adobe software, we'll start with the basics – learning how to convert RAW files to JPEGs, fixing exposure, colour correcting, cropping and object removal. You'll also expand your creative options by learning how to turn your photographs into effective black and white images. It's a day sure to add a real shot of confidence to your photo work. Participants should bring their own digital photographs to edit in the workshop.

Members: \$96.87 + HST, Non-Members: \$99 + HST (Prices include media lab fee)

# Photography

## **4A89 \*NEW\* High-Resolution Digital Image Editing for Beginners**

Edward Eastman

Wednesday: April 17 – May 8 (4 weeks) 7:00 p.m. – 9:30 p.m.

An excellent introduction to editing high-resolution digital images using Photoshop's Camera Raw editing system. This class is intended for creative photographers looking to move their photo game forward by developing a unique image editing workflow that will enhance your personal photographic vision. Topics include importing/storing your images and browsing/opening specific high-resolution images in Camera Raw. Editing lessons include setting the appropriate exposure, applying an image editing profile, cropping and horizon correction, image colour adjustment, creating custom presets and much more. You'll come away a better photo editor with knowledge on how to properly edit your high-res photography just like the pros. Members: \$170.59 + HST, Non-Members: \$175 + HST (Prices include media lab fee)

## **4A90 Urban Photography** (W)

Jennifer Finn, B.A. (Sheridan College)

Sunday: May 26 & June 2 (2 days) 9:30 a.m. – 3:30 p.m.

Urban Photography embraces the spontaneous encounters of life and the hidden beauty in the city environment. In this two-day workshop, we'll define urban photography and learn how it groups the different genres – architecture, fine art and street photography – all into one. We'll study examples, learn tips and tricks and have a session exploring and photographing the unique character of the town of Dundas. The photo session will be followed by editing your photographs in our media lab along with a class discussion and photo shares. You'll leave this course with a better understanding of how the details of an environment can make that special photograph. Participants should have some basic photography knowledge. Bring your own camera – DSLR/Mirrorless or point-and-shoot.

Members: \$170.59 + HST, Non-Members: \$175 + HST (Prices include media lab fee)

## **4A91 \*NEW\* The Orton Effect: Create Beautiful Dreamlike Photographs** (W)

Jennifer Finn, B.A. (Sheridan College)

Sunday: May 5 (1 day) 9:30 a.m. – 3:30 p.m.

The Orton Effect is a post-processing technique used to add a beautiful, romantic and/or mysterious look to your photography. This creative process was first used for landscape images, but now it's used for a variety of genres such as abstract, urban and portraiture photography. In this one-day workshop, we'll define the Orton effect, discuss its history and study examples to learn more about what works and what doesn't. Then we're off for a photo walk around the town to capture some interesting images followed up with a lesson on how to use Photoshop to create that Orton dreamlike glow. You'll come away with beautiful new artistic photographs to add to your portfolio. Participants should have some basic photography knowledge. Bring your camera – DSLR/Mirrorless or Point and Shoot.

Members: \$96.87 + HST, Non-Members: \$99 + HST (Prices include media lab fee)

## **4A92 \*NEW\* How to Display Your Photography** (W)

Steady Easton

Sunday: June 9, 16 & 23 (3 days) 12:30 p.m. – 3:30 p.m.

You've taken these great photographs – what should you do with them? Through lectures, group discussions and hands-on exercises, Steady will help you understand how your photographs can come together to engage viewers. This three-session course will explore the possibilities for photo exhibitions, albums and books. Ideal for anyone who has taken a lot of photographs and wants to explore how to best organize and present them.

Members: \$155.07 + HST, Non-Members: \$159 + HST (Prices include media lab fee)

# Glass and Stone Art

## 4A93 Outdoor Mosaic Wall Hanging

Heather Vollans

Monday: April 15 – May 6 (4 weeks) 6:30 p.m. – 9:30 p.m.

Discover the depth, dimension, texture and beauty to be found in the mosaic medium. We'll make a 12" x 12" exterior mosaic wall hanging designed to thrive in all four seasons, while covering how to select, prepare and mosaic an outdoor appropriate substrate with a variety of materials. Your finished mosaic panel can be mounted outside to reflect the summer sun or to add a splash of colour in winter. If you are new to art making, this is a perfect opportunity to learn about mixed media design, colour and form – bring a friend for this relaxing and creatively fun class. If you're looking to expand your mosaic repertoire, this is also a fabulous project to leap outside the box.

Members: \$214.47 + HST, Non-Members: \$219 + HST (Prices include \$60 material fee)

## 4A94 Introduction to Stained Glass

Teresa Seaton, B.F.A. (Sheridan College)

Thursday: April 18 – May 2 (3 weeks) 7:00 p.m. – 9:30 p.m.

This short course introduces the basics of working with stained glass and copper foiling. You'll learn to cut, grind, foil, solder and finish a 9-12 piece suncatcher you can take home and hang. All materials and tools supplied. Note: this is a hands-on class, and a certain amount of wrist strength is required.

Members: \$165.82 + HST, Non-Members: \$169 + HST (Prices include \$55 material fee)

## 4A95 Stained Glass – Part 2

Teresa Seaton, B.F.A. (Sheridan College)

Thursday: May 9 – June 13 (6 weeks) 7:00 p.m. – 9:30 p.m.

This course will have you using the skills and techniques learned in Introduction to Stained Glass (or equivalent) to produce an 8" x 10" original design, stained glass panel. Your final take home piece will consist of 20-30 pieces of glass. Students should bring in a few copies of a simple photograph of a landscape, flower or portrait to work from. Pre-requisite: Introduction to Stained Glass.

Members: \$273.57 + HST, Non-Members: \$279 + HST (Prices include \$90 material fee)

## 4A96 Stained Glass Workshop (W)

Siobhan Lynch

A: Fish: Sunday: April 14 (1 day) 9:30 a.m. – 3:30 p.m.

B: Birds: Sunday: May 26 (1 day) 9:30 a.m. – 3:30 p.m.

C: Butterflies: Sunday: June 9 (1 day) 9:30 a.m. – 3:30 p.m.

Create your own stained-glass artwork in this beginner level workshop. We'll cover the basic steps of creating a beautiful stained-glass work of art you can share with someone special (or keep it for yourself!). Explore the properties of glass with its many textures and colours and learn the essential techniques to make a striking piece of glass art. All tools and materials will be provided.

Member: \$112.84 + HST, Non-Members: \$115 + HST (Prices include \$35 material fee)

## 4A97 Introduction to Glass Blowing (W)

Paull Rodrigue (Sheridan College)

A: Saturday: March 23 & Sunday March 24 (2 days) 9:30 a.m. – 3:30 p.m.

B: Saturday: April 20 & Sunday April 21 (2 days) 9:30 a.m. – 3:30 p.m.

Two special opportunities to learn about the exciting world of glassblowing from local master artisan, Paull Rodrigue. Day 1 is an introduction to the hot shop, tools, furnace and safety precautions and then onto creating your own solid glass paperweights. On Day 2, we'll learn how to blow into the glass while keeping the glass on centre and shaping it. Classes take place at Paull's studio at 400 Brock Rd., Unit 5, Dundas.

Member: \$448.47 + HST, Non-Members: \$459 + HST (Price includes all materials) Limit: 6 students

# Printmaking

## 4A98 Block Printing

Giulia Morosin, B.F.A.

Tuesday: April 16 – June 18 (10 weeks) 9:30 a.m. – 12:00 p.m.

Explore the beautiful art of block printing. In this beginner course, you'll learn the process of lino block carving and inking using a step-by-step process. Working on projects such as a monogram, a greeting card and an abstract design, we'll create inspired single and multicoloured prints. We'll also touch upon the relationship between the positive and negative space in a print and the techniques of reduction printing and multi-block printing as we experiment with various papers and inks.

Members: \$290.54 + HST, Non-Members: \$299 + HST (Prices include \$5 material fee)

## 4A99 Watercolour Monotype Printmaking

Laura Bromwich, B.A. (D.T.A.T.I.)

Wednesday: April 17 – May 29 (7 weeks) 7:00 p.m. – 9:30 p.m.

In this 7-week course, you'll explore the creative process of monoprinting using watercolour paints instead of printmaking inks. Painting with fluid watercolours onto a plexi-glass plate, you'll be able to create washes of colour and spontaneous forms as well as images and painterly prints. Transferring your work from plate to paper results in prints that are both luminous and unique. An exciting course for printmakers and watercolour artists alike. Suitable for all levels. Students who completed a watercolour monoprinting workshop previously held at DVSA will benefit from further development of skills and techniques.

Members: \$232.37 + HST, Non-Members: \$239 + HST (Prices include \$10 material fee)

## 4A100 Linocut Printmaking Workshop (W)

Laura Bromwich, B.A. (D.T.A.T.I.)

Sunday: April 21 & 28 (2 days) 10:00 a.m. – 3:00 p.m.

Discover and learn the basics of linocut printing while making original hand printed designs. In this 2-day workshop, we'll cover basic design principles for successful linoleum cutting techniques and printing onto a variety of papers. You'll learn how to create your own unique designs and develop skills in basic lino block carving and hand printing while experimenting with patterning and other print techniques. No drawing or printmaking experience necessary.

Members: \$135.52 + HST, Non-Members: \$139 + HST (Prices include \$15 material fee)

## 4A101 Block Printing Tea Towel – Beginners/Intermediate Level

Laura Bromwich, B.A. (D.T.A.T.I.)

Thursday: April 18 – May 16 (4 weeks) 7:00 p.m. – 9:30 p.m.

Continue to learn about the process of lino block printing while making original hand printed tea towels. In this four-week continuation from the beginners to intermediate course, we'll continue to learn and practice basic design principles for successful linoleum block printing, linoleum block cutting techniques and printing onto both fabric and paper. You'll learn how to create your own unique designs and develop skills in basic to intermediate lino block carving and hand printing techniques. Students who completed the introduction to block printing tea towel course will benefit from further development of skills and techniques. Previous experience with or the completion of one beginners' workshop/course in lino block printing is required. *\*Please note: there will be no class on May 9th\**

Members: \$170.59 + HST, Non-Members: \$175 + HST (Prices include \$ 20 material fee)

Did you know that we have a  
FREE iPad lending program  
for DVSA students?



## 4A102 Drawing With Thread (W)

Judy Major-Girardin, B.F.A., M.F.A.

Friday: May 31 (1 day) 9:30 a.m. – 3:30 p.m.

Discover how you can use simple hand sewing techniques as a form of drawing to make a small-scale fabric collage. You'll expand your understanding of image generation by composing with fabric and drawing with thread – a unique alternative strategy that can result in transferable ideas for any art medium. Be sure to bring in a variety of surplus fabric pieces (translucent, printed, opaque) to supplement what is provided so you can personalize your collage with fabrics that hold meaning for you.

Members: \$76.87 + HST, Non-Members: \$79 + HST

## 4A103 Nature Inspired Needle-Felt Art

Ixchel Suárez

Wednesday: April 17 – May 22 (6 weeks) 1:00 p.m. – 3:30 p.m.

Delve into the fascinating art of needle-felt using the natural world for inspiration. With guidance from textile artist Ixchel, you'll explore the fundamentals of working with needle felting to create fabulous wool art. These 2-D works are sure to add a unique warmth and sensorial approach to wonderful art compositions. Projects are designed for the complete beginner through to intermediate and advanced textile artists. Members: \$239.24 + HST, Non-Members: \$245 + HST (Prices include \$45 material fee)

## 4A104 Felted Animals (W)

Ixchel Suárez

Sunday: April 28 (1 day) 9:30 a.m. – 3:30 p.m.

Bring a photo of your pet or favourite animal and we'll create a unique needle felt artwork. You'll choose your composition, create a background and explore needle felt techniques that include blending colours, shading and texture and forming a composition. Projects are designed for the absolute beginner – come and give it a go! Members: \$112.84 + HST, Non-Members: \$115 + HST (Prices include \$35 material fee)

## 4A105 Tapestry Weaving

Ixchel Suárez

Thursday: April 18 – June 6 (8 weeks) 9:30 a.m. – 12:00 p.m.

Unlock the world of tapestry weaving with this course designed for beginners and more advanced weavers. This studio welcomes individuals seeking to explore their creative potential through the rhythmic interplay of colors, textures and threads. Immerse yourself in the artistry of tapestry as you acquire the fundamental skills necessary to bring your imagination to life. You'll be introduced to the core techniques of tapestry weaving. From setting up the loom to selecting and blending threads, you'll learn to create harmonious designs that evoke emotion and tell stories. Join Ixchel to unravel the artistry of threads and weave your own stories into exquisite tapestries of your imagination.

Members: \$258.16 + HST, Non-Members: \$265 + HST (Prices include \$25 material fee)

## 4A106 Fibre Memories Fabric Collage (W)

Kelly Wolf

Sunday: June 2 & 9 (2 days) 9:30 a.m. – 3:30 p.m.

Here is an opportunity to use your fabric stash (or just the fabrics provided) to “paint with fabric” and create a unique collage. You'll first plan your design and then learn how to assemble and embellish your textile creation. Simple transfers will allow you to include images along with embroidery and appliques in your work. At the end of the two sessions, you'll have a finished 2-D or 3-D artwork that could also be transformed into an item for more practical use. Available to all levels – beginner to advanced.

Members: \$180.59 + HST, Non-Members: \$185 + HST (Prices include \$30 material fee)

# Jewellery and Metalsmithing

## 4A107 Rings and Bangles (Held at Shao Design Studio at The Cotton Factory)

Shao-Pin Chu (George Brown College)

Wednesday: April 17 – May 22 (6 weeks) 6:30 p.m. – 9:30 p.m.

Get ready to craft your own stunning pieces of handmade jewellery. We'll get out the measuring instruments, hand tools and soldering torches and put them to good use as we learn how to construct unique band rings and bangles in silver or copper. No previous experience required.

**Class Location:** Shao Design Studio at The Cotton Factory, 270 Sherman Avenue North, Hamilton.

**Members:** \$374.95 + HST, **Non-Members:** \$385 + HST (Prices include \$150 material fee and equipment rental fee)

## 4A108 Mosaic Pendant (W)

Heather Vollans

Sunday: May 5 (1 day) 12:30 p.m. – 3:30 p.m.

Introduce yourself to the exciting world of mosaic jewellery. You'll create a design of your own and then work with epoxy, beads, pebbles and other tiny bits to create a wearable bezel mosaic pendant sure to turn heads. All materials and tools supplied – just show up ready to create. For all levels – no previous experience required. **Members:** \$77.77 + HST, **Non-Members:** \$79 + HST (Prices include \$30 material fee)

# Art History & Special Interest

## 4A109 \*NEW\* Contemporary Art Appreciation

Derek Jenkins, M.F.A.

Tuesday: April 16 – June 4 (8 weeks) 7:00 p.m. – 9:30 p.m.

Have you ever walked into an art gallery and wondered why the artist made the choices they did? Are you sometimes confused by terms like conceptual art, installation art or performance art? Derek knows just how you feel! With the goal of making art concepts accessible to all, this series of lectures and class discussions are intended to demystify contemporary art, empowering you to engage with any art exhibition on your own terms. For working artists, you're sure to uncover new ideas that can open up your own artmaking practice to new directions and exhibition strategies. For all levels of art lovers and artists.

**Members:** \$232.19 + HST, **Non-Members:** \$239 + HST

## 4A110 Talking About Your Art (W)

Judy Major-Girardin, B.F.A., M.F.A.

Wednesday: April 17, May 15, June 12 (3 days) 9:30 a.m. – 12:00 p.m.

Three group sessions – one per month – to review and discuss your artwork and practice. You'll work independently in your own studio to create individual pieces or bodies of work and then bring them forward for group discussion. Emphasis will be placed on fostering an environment of trust, providing constructive criticism, expanding terminology, and gaining experience and confidence in discussing concepts and techniques. Judy will guide the sessions – providing feedback, asking questions and facilitating group discussion. Experience creating work in a self-directed studio practice is required.

**Members:** \$111.79 + HST, **Non-Members:** \$115 + HST

*“The instructor was so kind and encouraging to this complete beginner.”*

– Eric Dao



# Art History & Special Interest

## **4A111 \*NEW\* Spencerian Calligraphy & Flourishing**

Aline Chan

Tuesday: April 16 – May 14 (5 weeks) 9:30 a.m. – 12:00 p.m.

Spencerian penmanship – originating in the mid-19th century and devised by Platt Rogers Spencer – embodies a flowing and graceful script celebrated for its elegant and ornate flourishes. Widely embraced during the Victorian era, this style found applications in both personal and business correspondence, becoming an essential skill for aspiring professionals. This style was influenced by the surge in interest in calligraphy and the decorative arts during the 19th century. Spencer introduced a structured system, emphasizing proportion, balance and grace in writing. In this class, you'll receive an introduction to Spencerian calligraphy as you explore this lively cursive. The results are sure to deliver an air of elegance and expressiveness to your correspondence, invitations and art designs. No previous skills required.

Members: \$160.29 + HST, Non-Members: \$165 + HST

## **4A112 \*NEW\* Making Art With Your Body: Performance Art for Beginners (W)**

Tess Martens, M.F.A.

Sunday: April 28 & May 5 (2 days) 1:30 p.m. – 3:30 p.m.

This is not a dance class nor a theatre class. This is a workshop on how to use your body to express meaning in a visual arts context. Your body carries your memories and life experiences – learn to use it as an art medium! All ages and abilities are welcome for these sessions as every human body has something to say. We'll begin with a brief introduction to the history of the unique and impactful genre of performance art. You'll then be guided through simple, low-stress exercises to draw out self-expression through body language and gesture. Tess is an encouraging and supportive instructor who has done extensive work with elders and folks living with disability in health care settings, and she brings years of experience as a professional performance artist.

Members: \$63.29 + HST, Non-Members: \$65 + HST

## **4A113 \*NEW\* 3-D Digital Sculpture for Beginners (W)**

Ben Cumming, B.F.A.

Sunday: April 14 & 21 (2 days) 1:00 p.m. – 3:00 p.m.

Dive into the captivating world of 3-D sculpting with this immersive workshop on Blender, the industry-leading software for digital artistry. You'll learn the intricate process of shaping virtual clay within the Blender environment to form astonishingly unique 3-D sculptures. From character design to environmental elements, you'll explore the versatile tools and techniques Blender offers to sculptors and digital creators of all levels. Whether you're a seasoned artist or a beginner, this hands-on workshop will empower you to bring your visions to life in the digital world.

Members: \$73.29 + HST, Non-Members: \$75 + HST (Prices include media lab fee)

## **4A114 \*NEW\* Preparing Your Artwork for Exhibitions (W)**

Karen Logan (CFS)

Sunday: April 21 (1 day) 1:00 p.m. – 3:30 p.m.

Most, if not all organizations, require artwork submissions to be "Gallery Ready" for their exhibitions. This afternoon workshop is a hands-on presentation and discussion about what this requirement really means – and what you can do to make the final presentation of your artwork stand out. Learn the many ways you can enhance your art through framing and other methods while ensuring your work is not rejected because it doesn't meet the stipulated requirements. Members: \$43.89 + HST, Non-Members: \$45 + HST



because learning should be  
**ACCESSIBLE.**

because creativity is  
**UNIVERSAL.**

because **ART CHANGES  
EVERYTHING.**

DVSA was founded on a vision and 60 years later that vision continues to inspire creativity in our region. Over 40% of DVSA's annual art programming costs are met through support from our community.

**Share our vision.**

Donate today at: [dvsa.ca/donate](https://dvsa.ca/donate)  
and **imagine the possibilities.**

# Studio Fine Art Practice & Theory

## A Three-Year Studio Diploma Program

Gain the skills and knowledge you need to move forward as a professional artist and/or work in the visual arts industry. DVSA's full-time 3-year diploma program is dedicated to the study and practice of contemporary art in a multidisciplinary environment. Join us and develop your art skills to a high level while focusing on your own unique interests and concerns.

**You'll learn:**

- drawing
- painting
- sculpture
- mixed-media
- time-based arts
- art history & art theory
- critical discourse
- grant writing
- gallery proposals
- independent studio practice
- and more!

Our small class sizes encourage faculty mentorship and peer feedback in an intimate, supportive and friendly environment.

The program is open to students of all ages who have successfully completed grade 12 or equivalent, and demonstrate evidence they may well succeed in the program. We welcome you to submit an application.

**Successful graduates will receive a college diploma in Fine Art and Theory.**

(An option is also available to complete the program without the accreditation component).

To learn more about our full-time studies program, the curriculum, pricing and how to apply, please visit [dvsa.ca/full-time](http://dvsa.ca/full-time).



# Let's Get Registered.

Registering for a course at DVSA is easy.

To avoid disappointment, we recommend registering early.



**Online**  
[www.dvsa.ca](http://www.dvsa.ca)



**By Phone**  
Call the school at 905-628-6357 #1  
to speak with our DVSA team.



**In Person**  
Visit the DVSA front desk at 21 Ogilvie St. in Dundas (at the corner of Hatt St.).

Spring Office & Gallery Hours are:

Monday to Friday: 9:00 a.m. – 9:30 p.m.

Saturday and most Sundays: 9:00 a.m. – 4:00 p.m.

Closed for Victoria Day Monday, May 20, 2024.

## REGISTER EARLY & WIN!

Sign up by 4:00 p.m. on Friday, March 15, 2024 and you could win your Spring class/workshop for FREE! Students who register before the deadline will automatically be entered in a draw to win one free class/workshop. Visit [www.dvsa.ca](http://www.dvsa.ca) or call us today at 905-628-6357 #1 before March 15 with your class selections. Good luck!

### Payment

Full payment is required at the time of registration.

DVSA accepts cash, Visa, Mastercard and Interac. 

Students 65 and over receive a 10% discount off tuition for all full term courses (8 weeks or longer). Discounts must be requested when registering and we may ask for verification.

### Materials

Materials for all adult classes are to be provided by the student, unless otherwise stated.

Course material lists and necessary information will be emailed prior to the first class and/or made available on the DVSA website. Materials for children's classes are included, unless otherwise stated.

### Age Requirements

Adult classes are intended for students ages 16+. Students under the age of 16 must receive permission from the Visual Arts Director and course instructor before enrolling. Unfortunately, we are not licensed to provide art programming for children under the age of 4 years.

### Parking

There is on-street parking around the school and a municipal lot located on Hatt Street, half a block west of the school. Visit [dvsa.ca/contact](http://dvsa.ca/contact) for more information.

## We Want You To ♥ Your Program

If you've chosen a class that just isn't the right fit, let us know within the first two classes (the sooner the better!) Call a DVSA team member at 905-628-6357 #1 and we'll work with you to find an alternate program (a transfer fee of \$15+HST will apply).

## Refunds, Withdrawals & Transfers

We offer full refunds on cancelled classes. Every attempt will first be made to identify an alternative course suitable to the student. If this is not possible, the cancelled course will be fully refunded.

All monetary refunds requested by registrants are subject to a \$25+HST administrative fee. All requests for course refunds must be made at least 2 weeks prior to the start date of a course. If a request is made after the 2 week notice period, but prior to the start date of the course, a 50% refund for the tuition (minus \$25+HST admin fee) will be refunded. We are unable to offer monetary refunds after the start date of the course unless there is a prolonged absence due to illness.

Should you request to withdraw from a class/workshop, please be aware the registration fee, model and/or material fees + HST are non-refundable.

Withdrawal is available at any time for doctor-certified medical reasons and a pro-rated percentage of the tuition will be refunded less applicable fees and taxes.

Please review our full Policies, Procedures and Fine Print on our website at [dvsa.ca/policies](http://dvsa.ca/policies).

## Become A DVSA Member

DVSA annual members enjoy:

- A 3% course tuition discount (tuition only – cannot be combined with a Seniors' Discount).
- Advance registration for courses and workshops
- Discounts at select retailers (Mixed Media, Wyndham Art Supplies and more)

Two option tiers are available: a Single DVSA Membership for \$40 + HST or the Family DVSA Membership @ \$80 + HST (all members must reside at the same address).

Purchase your membership online or by calling us at 905-628-6357 #1

Please purchase your membership first if you want to apply it to courses for the Spring term.



Learning from other artists is one of the key elements in an artist's training. These free 1-hour talks are an excellent opportunity to hear from the artists themselves as they share information on their careers, inspiration, techniques and the work they produce.



## Kyle Joedicke

Thursday: May 9, 7:00 p.m.

Self-taught and based out of Hamilton, Kyle is a Cayuga Woodland artist whose work reflects the stories of his Haudenosaunee cultural heritage.

Born in Caledonia, he grew up in the home of a mother of Scottish descent while his father was a Cayuga and Turtle Clan member from the nearby Six Nations of the Grand River. The content of Kyle's painting practice is informed by the Haudenosaunee stories of his background while his visual vocabulary is influenced by west coast Haida art and the work of renowned artist, Norval Morrisseau.



*"Speaking The Eagle's Tongue."*

In recent years, Kyle has gained notable recognition for his vibrant, large-scale murals in the local Hamilton area that share the Indigenous teachings he has been learning. As he educates himself about his ancestral heritage, Kyle hopes his artworks offer an opportunity to share these meaningful stories with the wider Hamilton community at large.

Join us for this special evening to learn more about these stories and how they've influenced Kyle's life and work.



## Andy Tom Hunter

On Necromancy, Augury and Processes of History

Thursday: June 13, 7:00 p.m.

Hamilton born Independent author, artist, activist and curator Andy Tom (Andrew) Hunter presents an illustrated talk on their recent projects: I in

None of This Find PLACE or REFUGE and It Was Dark There All The Time. Through these interdisciplinary projects, Andy reflects on their four decades of creative work with an emphasis on their commitment to the process of history and being accountable as a settler.

Andy is a graduate of Dundas Valley School of Art and NSCAD University. They have presented projects nationally and internationally, taught at the undergraduate and graduate level in art, architecture and museum studies, and published over 15 books along with catalogue essays and short stories. Their most recent book is *It Was Dark There All The Time: Sophia Burthen and The Legacy of Slavery in Canada*.



*Andy Tom Hunter  
I in None of This Find PLACE or REFUGE:  
Zag, Clearcut and Abandoned Chicken  
Coop, Brock Road, 2023  
Digital photograph.*



# FIND YOUR PIECE

APRIL 1–7, 2024

Our spring tradition returns featuring another stunning collection of works from new and established artists. Take advantage of this exceptional opportunity to purchase original, high-quality and affordable artwork.

**Timed auction bidding** opens online at [dvsa.ca](https://dvsa.ca) on Monday, April 1 with lots closing Saturday, April 6 and continuing Sunday, April 7.

**In-person artwork viewing** at DVSA runs Wednesday, April 3 to Saturday, April 6.

## LIVE AUCTION NIGHT!

Friday, April 5 and featuring selected artworks.  
Tickets at [dvsa.ca](https://dvsa.ca) or DVSA. **Visit [dvsa.ca](https://dvsa.ca) for full details.**

This 53rd event is dedicated to artist and former DVSA Executive Director, Arthur Greenblatt who passed away in 2023.



There's an  
artist in  
all of us.

Register online  
@ [dvsa.ca](https://dvsa.ca)



21 Ogilvie St.  
Dundas, Ontario  
L9H 2S1  
905.628.6357  
[info@dvsa.ca](mailto:info@dvsa.ca)  
[dvsa.ca](https://dvsa.ca)

Spring 2024  
Adult & Children Programs