

There's an artist
in all of us.



DUNDAS VALLEY SCHOOL OF ART

FALL 2020

Adult & Children
Programs

**Early Bird
Registration!**

Sign up by August 14 and
you could win your class
for FREE!
See Registration section
for details.

Classes offered in: Drawing • Painting • Pottery • Collage • Photography
• Sculpture • Jewellery • Glass Art • Art History & More

Cover artwork "Autumn Breath" (detail)
by DVSA instructor, Margot Roi

Register online @ dvsa.ca



“Science is how we solve problems. Art is how we cope with them.”

– David Zinn, artist

Fall art classes begin October 3 and run until December 14, 2020.



The health and safety of our students, faculty and staff is paramount. We have implemented numerous measures to help prevent the potential transmission of COVID-19, including reduced class sizes to promote social distancing and increased sanitizing procedures. Learn more about the protocols we've put in place to ensure your safety by visiting dvsa.ca/health-safety



A thriving hub for artists and art instruction, Dundas Valley School of Art is an independent not-for-profit art school, serving the Hamilton region since 1964. Through our courses, lectures and workshops, we provide high-quality and accessible visual arts education to over 6,000 registrants annually, bringing together artists of all ages and from all walks of life.



DUNDAS VALLEY SCHOOL OF ART



Study by Janet Parker

Table of Contents Fall 2020

Children and Teen Classes

 Fall Term 6

Adult Classes

 Drawing 14

 Painting..... 20

 Botanical Art 27

 Pottery 28

 Sculpture..... 31

 Photography 33

 Glass Art 35

 Jewellery and Metalsmithing..... 37

 Art History and Special Interest 38

 The Advanced Studio..... 39

 Registration 40

 Artist Talks..... 42

Sponsorship of Dundas Valley School of Art is generously provided by



DVSA is a charitable organization. Charitable # 118889484RR0001

Featured Courses for Fall



Girl with Pink Flower by Alice Neel

Portrait As Homage with Holly Sneath

Develop multiple short studies and long works in portraiture as Holly introduces you to the styles and aesthetic of portrait artists such as Alice Neel, Giacometti, Modigliani and Van Gogh. Through the study of their methods, you'll expand your skill set while developing a personal visual language and the formation of your own style. **Page 16**

Watercolour Studio with Barry Coombs

Painters, here's your chance to improve your watercolour skills and refine your understanding of colour and composition. Working with Barry, there'll be exercises designed to strengthen your fundamentals and carry those over to personal projects. Never short for a good story, Barry brings a positive and constructive attitude to the studio. **Page 21**




Improve Your Glazing Techniques with Michael Collins

Deepen your understanding of how glazes will look on your finished ceramic creations. Glaze expert Michael will demonstrate plenty of techniques such as waxing, brushing, dipping, pouring and spraying. You'll come away with a new confidence in your glazing skills and your ability to take work to the next level. **Page 29**

Digital Photography 2: Building Your Unique Visual Language and Style with Joseph Hartman

Renowned Hamilton photographer, Joseph Hartman, brings his expertise to DVSA with this course for photographers looking to raise their game and create a body of work that establishes a look and feel that is uniquely theirs. Develop your photographic "eye" as you move into the world of fine art photography. **Page 33**



Online Classes

Work on your art practice from home with online courses offering hands-on exercises, discussions and critiques with DVSA faculty and fellow students. We believe an in-studio experience is the best environment for providing art instruction. However, due to COVID-19 restrictions, we recognize not everyone will feel comfortable attending our in-studio sessions this Fall and therefore we'll be offering a selection of online classes. Be sure to check our **Classes page** on our website dvsa.ca/classes to view our new online course offerings as we add them.

Fall Children and Teen Classes at a Glance

Monday	After School	Colour Blast Ages 4-6 With Pencils & Paint Ages 7+ Watercolour for Teens Ages 11+	
	Wednesday	Afternoon	Treasures in Time: Homeschool Edition Ages 4-8
	After School	Artists' Playtime Ages 4-6 Young Architects Ages 7+ Oil Painting for Teens Ages 11+ *NEW* Teen Pottery Studio Ages 11+	
Thursday	After School	Cartoon Animation Ages 11+	
Friday	Morning	First Art Ages 2-4	
	Evening	*NEW* Photoshop and Illustrator for Teens Ages 11+ *NEW* Comics and Manga: Drawing with Apps Ages 11+ Art Beyond High School: A Teen Mentoring Program Ages 15-18	
	Saturday	Morning	Weekend Art Wonders Ages 4-5 Saturday Drawing & Painting Ages 5-7 *NEW* Saturday Pottery & Clay Play Ages 6-8 Cartoonmania Ages 7+
	Afternoon	Weekend Art Wonders Ages 6-8 Saturday Drawing & Painting Ages 7-10 *NEW* Saturday Pottery & Clay Play Ages 9+ *NEW* Parent & Child Watercolour Painting Ages 7+ Teen Drawing and Painting: Fall Edition Ages 11+	
Sunday	Afternoon	Clay x2: A Parent & Child Clay Handbuilding Class Ages 6+	
	Workshop	*NEW* Parent and Child Block Printing on Textiles Ages 7+	

“In addition to learning techniques for painting and drawing, my children also learn about artists and their style of art.

Educational in so many ways!”

– Christina Capistrano

Children and Teen Classes

2C01 First Art Ages 2-4

Sandra Greenblatt, B.A.

Friday: October 9 – December 11 (10 weeks) 10:00 a.m. – 11:00 a.m.

Stimulate your child's senses and excite their imaginations! You'll play and work together with your child in this first-time art experience that includes drawing, painting, collage, printmaking and clay. Explore line, shape, colour, pattern and texture through seasonal activities and the works of famous artists. A special storytime is included each week. One caregiver is welcome per child, but required for children ages 2-3. Course Fee: \$125 + \$2.41 HST

2C02 Colour Blast! Ages 4-6

Sandra Greenblatt, B.A.

Monday: October 5 – December 14 (10 weeks) 4:15 p.m. – 6:15 p.m.

More new projects for Fall! Imaginative, vibrant pieces will fill your child's art portfolio as we work in drawing, painting, collage and clay while learning about colour, theory, line, shape and texture. Along the way, your young artist will develop an appreciation for art, create a personal sketchbook and learn about the lives and works of different renowned artists.

Please note: there will be no class on October 12 Course Fee: \$229 + \$2.41 HST

2C03 Artists' Playtime Ages 4-6

Tina Destro, B.A.

Wednesday: October 7 – December 9 (10 weeks) 4:15 p.m. – 6:15 p.m.

Artists, let's get busy! Each week, we ramp up the fun with drawing, painting and fabulous sculpture projects using clay, wood and more. We'll talk about the history and creative process of renowned artists and make projects inspired by their work as we explore art basics such as colour, shape, line and learning to draw in 3-D. Parents, be prepared for an influx of vibrant new pieces for the home gallery! Course Fee: \$229 + \$2.41 HST

2C04 Treasures In Time: Homeschool Edition Ages 4-8

Sandra Greenblatt, B.A.

Wednesday: October 7 – December 9 (10 weeks) 1:00 p.m. – 3:00 p.m.

A special afternoon of art activities inspired by the geniuses of the art world! We'll start in the 19th century and move through art history into the 21st century, learning about the greatest artworks ever created. A special storytime each session leads to art projects in drawing, painting, collage, printmaking and other media as we create our own artistic treasures inspired by the style of a particular time period or artist. Course Fee: \$229 + \$2.41 HST



Children and Teen Classes

2C05 Weekend Art Wonders

Tina Destro, B.A.

Saturday: October 10 – December 12 (10 weeks)

A: 10:00 a.m. – 12:00 p.m. Ages 4-5

B: 1:00 p.m. – 3:00 p.m. Ages 6-8

New projects for Fall! Spark your child's imagination as they engage with all kinds of art materials and projects in this stimulating Saturday program. The works of art world greats will inspire our ideas to take flight through drawing, painting, sculpting and more. Watercolour paints, charcoal pencils, pastels and beautifully coloured paper are just some of the materials we'll work with as we draw and paint animals, 3D objects, still lifes and abstracts. Finding inspiration in the natural world and stories all lead to studio time focused on self-expression and falling in love with art-making.

Course Fee: \$235 + \$3.06 HST

2C06 Saturday Drawing & Painting

Samantha O'Connell, Hons. B.A.

Saturday: October 10 – December 12 (10 weeks)

A: 10:00 a.m. – 12:00 p.m. Ages 5-7

B: 1:00 p.m. – 3:00 p.m. Ages 7-10

Updated projects for Fall! Further develop your child's creative literacy skills through traditional and experimental methods of art-making. The artists will explore nature and their imaginations using pencils, ink, pastels and various forms of paint. We'll celebrate a love for lines and draw and paint with simple steps and familiar shapes. Projects may include landscapes, portraits and still life, involving favourite animals, fantasy creatures and other flights of fancy directly from the screen and storybooks!

Course Fee: \$229 + \$2.41 HST

2C07 Clay x 2: A Parent & Child Clay Handbuilding Class Ages 6+

Dawn Hackett-Burns, Sheridan College

Sunday: October 18 – December 6 (8 weeks) 1:00 p.m. – 3:00 p.m.

Together with your child, you'll learn the basic techniques of working with this malleable medium.

Explore coil and slab building as you form pinch pots and pitchers. You'll then have a chance to create a final fun collaborative piece which you'll glaze together and send to the kiln to be fired.

Course Fee: \$315 + \$4.36 HST

2C08 *NEW* Saturday Pottery & Clay Play

Elsa Brittin, B.F.A.

Saturday: October 10 – December 12 (10 weeks)

A: 10:00 a.m. – 12:00 p.m. Ages 6-8

B: 1:00 p.m. – 3:00 p.m. Ages 9+

Always a weekend favourite! Your young potter will explore the expressive nature of clay as they learn the basics of handbuilding and throwing on the pottery wheel. We'll investigate new methods of making and try our hands at imaginative projects like pinch pot animal sculptures, coil built cactus pots or functional hand thrown bowls. Basic glazing and decoration techniques will also be introduced in this fun, fast program. Dress for mud! Course Fee: \$239 + \$3.90 HST



Elsa Brittin

A graduate of NSCAD University with a BFA in Ceramics, Elsa returns to the DVSA pottery studio, bringing with her a calm, light-hearted approach. Having been featured in exhibitions nationally, her own work incorporates dynamic lines and form, exploring the relationship between function and sculpture. A gifted instructor with children and adults, all creative ideas feel possible and are encouraged when Elsa is nearby.

Children and Teen Classes

2C09 *NEW* Parent and Child Block Printing on Textiles Ages 7+ (W)

Raheel Patel, B.F.A.

Sunday: November 8 (1 day) 9:30 a.m. – 3:30 p.m.

Spend the day exploring the art of hand block printing. In this ancient Indian artform, a design is carved on wooden blocks and then dipped into plant based dyes and repeatedly pressed along a length of cloth to create vibrant patterns. You'll learn how to carve your own design blocks and make your own dyes before tackling two projects – upcycling items of your old clothing using the block printing technique to create wearable art and then the creation of your own uniquely decorated tote bag. Most supplies provided – see the materials list for the few items you'll need to bring.

Course Fee: \$105 + \$2.41 HST

2C10 With Pencils and Paint Ages 7+

Tina Destro, B.A.

Monday: October 5 – December 14 (10 weeks) 4:15 p.m. – 6:15 p.m.

It's a focus on the fundamentals of drawing and painting as we work on still lifes, animals, landscapes and other intriguing subjects. Topics include deconstructing objects, learning to use shapes as guides, lessons in 2D and 3D perspective, watercolour and acrylic basics and much more. And yes, we'll bring out the easels again for more special painting sessions!

Please note: there will be no class on October 12 Course Fee: \$229 + \$2.41 HST

2C11 Young Architects Ages 7+

Natasja Bischoff, B.F.A.

Wednesday: October 7 – December 9 (10 weeks) 4:15 p.m. – 6:15 p.m.

Does your child love to build? If so, pull out the hardhat for studio sessions constructing 3D creations from a variety of materials as we explore line, shape, colour and the physics/engineering concepts that go into designing and erecting a building. This exciting class will bring out the Frank Gehry in your child as they discover how their imagination relates to the architectural world around them.

Course Fee: \$229 + \$2.41 HST

2C12 Cartoonmania Ages 7+

Jerry Hish, DVSA

Saturday: October 10 – December 12 (10 weeks) 10:00 a.m. – 12:00 p.m.

A Saturday classic! Ignite your child's imaginative cartooning skills as they create their very own original comic strips, comic books, advertisements and animation. Students will learn to draw animals, people, expression, action, composition and backgrounds. An 8" X 10" spiral-ringed sketchpad with white paper is required. Course Fee: \$229 + \$2.41 HST

2C13 Parent & Child Watercolour Painting Ages 7+

Lena Montecalvo

Saturday: October 10 – December 12 (10 weeks) 1:00 p.m. – 3:00 p.m.

Art is better together! Learn the basic techniques of working with watercolours starting with some introductory colour theory and using the colour wheel as a guide for your painting exercises. Explore how to use shading and values to make dynamic paintings. Both you and your child will add to your knowledge and facility with the tools, techniques and potential of this magical, malleable medium.

Course Fee: \$385 + \$4.29 HST

2C14 Oil Painting for Teens Ages 11+

Miles Wallace, O.C.T., B.A.

Wednesday: October 7 – December 9 (10 weeks) 4:15 p.m. – 6:15 p.m.

Paint, meet canvas. These fun and social classes teach the art of oil painting through progressive exercises that build foundational skills. Topics include mixing/blending/cutting paint, preparing the canvas, developing a conceptual process, layering, under painting, texture and framing/hanging, all mixed together with just enough interesting art history to ensure some context.

Course Fee: \$239 + \$3.64 HST

Children and Teen Classes

2C15 Teen Drawing and Painting: Fall Edition Ages 11+

Miles Wallace, B.A., O.C.T.

Saturday: October 10 – December 12 (10 weeks) 1:00 p.m. – 3:00 p.m.

All new projects! Discover your creative voice through exciting modern and classic mediums. Painting, drawing, encaustic and three dimensional rendering promise to jiggle those right brain cells and inspire you to expand your artistic horizons. Lessons are aimed at building eclectic art skills through engaging and challenging activities. Course Fee: \$239 + \$3.64 HST

2C16 *NEW* Teen Pottery Studio Ages 11+

Elsa Brittin, B.F.A.

Wednesday: October 7 – December 9 (10 weeks) 4:15 p.m. – 6:15 p.m.

Express your inner spirit through the art of ceramics. You'll explore throwing clay on the wheel, handbuilding and a variety of surface decoration methods as you create your own pots and sculptures. A combination of guided and independent projects will help develop your technique and expand your own ideas. From vases on the wheel to carved self portraits, this is the perfect studio for connecting with friends, building your skills and trying out new ways of creating with clay. Course Fee: \$269 + \$7.54 HST

2C17 Cartoon Animation Ages 11+

Mike Cope, Hons. B.A., B.Ed., O.C.T.

Thursday: October 8 – November 26 (8 weeks) 4:15 p.m. – 6:15 p.m.

Bring your drawings to life as you explore the magic of cartoon animation! You'll learn about the famous 12 Basic Principles of Animation (ie. squash & stretch, anticipation, follow through & overlapping action) and get to work using special tools of the trade, including animation peg bars and lightboxes, as well as computer and camera equipment to digitize each drawing into video format. You'll also further develop your skills in cartoon character design and visual storytelling by creating your own model/expression sheets, character rotations and storyboards. At least one previous cartooning and/or drawing class is recommended.

Course Fee: \$259 + \$12.16 HST includes \$75 equipment fee.



Children and Teen Classes

2C18 *NEW* Photoshop and Illustrator for Teens Ages 11+

Miles Wallace, B.A., O.C.T.

Friday: October 9 – November 6 (5 weeks) 6:30 p.m. – 8:30 p.m.

No need for Instagram and Snapchat filters when you know how to manipulate your photos and create wild and wonderful digital art using Adobe Photoshop and Illustrator. Working on the desktop computers in our media lab, you'll learn the tools the pros use as we unpack filters, layers and effects, discuss pixels and vectors, DPI and PPI, and sort out using Photoshop vs. Illustrator for your print and digital media. Then it's on to enhancing your photos and portraits, creating photo collages and converting your hand-drawn projects into vibrant digital creations. You'll be an expert in no time! Course Fee: \$135 + \$3.64 HST

2C19 *NEW* Comics & Manga: Drawing with Apps Ages 11+

Miles Wallace, B.A., O.C.T.

Friday: November 13 – December 11 (5 weeks) 6:30 p.m. – 8:30 p.m.

Put that iPad/Android tablet to good use by learning how to draw and paint digitally with the mobile version apps, Adobe Photoshop: Sketch and Illustrator: Draw. With a comic/manga focus throughout, we'll explore drawing figures from life on our devices, the use of layers, importing drawings or photographs into your work and creating page layouts and cells that logically flow like a comic or manga book. From there, we'll invent our own character concepts and scenes as we create a great narrative piece you can share with the online world. Students need to have their own tablet with the Adobe apps, Sketch and Draw, pre-installed (free to download). Course Fee: \$115 + \$1.04 HST

2C20 Art Beyond High School: A Teen Mentoring Program Ages 15-18

Natasja Bischoff, B.F.A.

Friday: October 9 – November 27 (8 weeks) 6:30 p.m. – 8:30 p.m.

This engaging program is designed for high school students serious about moving forward with a post-secondary art education. You'll work towards developing a well rounded body of work and becoming familiar with the critiquing process. Drawing, painting and sculpture, as well as conceptual art, will all be addressed in projects with an emphasis on composition, design and the use of non-traditional mediums and substrates. Discussions will revolve around the use of alternative materials, process, contemporary work and art schools. Also included is a trip to the Art Gallery of Hamilton to investigate and discuss the exhibitions. Course Fee: \$199 + \$4.29 HST

2C21 Watercolour for Teens Ages 15+

Lena Montecalvo

Monday: October 5 – December 14 (10 weeks) 4:15 p.m. – 6:15 p.m.

Breaking the rules of art and colouring outside the lines is encouraged in this studio. You'll develop a strong foundation of watercolour painting techniques that can be applied to floral, landscape, abstract or any subject you feel inspired to paint. We'll also try our hand at incorporating pen and ink, resist materials, pastels, markers, salt and watercolour pencils. When you splash, splatter and spray, drip, pour and scratch, vibrant results are bound to happen! Course Fee: \$239 + \$3.64 HST



Adult Fall Classes at a Glance

Monday	Morning	<p>Beginners' Drawing Open Studio Workshop Still Life Painting in Oils</p>
	Afternoon	<p>Portrait Drawing: First Steps Life Drawing: First Steps Open Studio Workshop Clay Freestyle *NEW* Introduction to Clay Sculpture *NEW* Art History A – Looking at Architecture</p>
	Evening	<p>*NEW* Beginners' Drawing Primers A: Learning to See *NEW* Beginners' Drawing Primers C: Rendering the Figure Drawing and Painting from the Costumed Figure A Drawing and Painting from the Costumed Figure B *NEW* Open Studio Workshop Beginners' Acrylic Painting A Introduction to Pottery A Introduction to Mosaics Independent Mosaics</p>
Tuesday	Morning	<p>Portrait Drawing & Painting A Pen, Ink and Watercolour – Sketchbooking on the Run Beginners' Abstract Painting A Calligraphy for Beginners</p>
	Afternoon	<p>Portrait Drawing & Painting B Expressive Abstract Watercolour *NEW* Fall Landscapes in Acrylic (Online and Outdoors) Every Painting Tells a Story Introduction to Pottery B</p>
	Evening	<p>Drawing for the Petrified Pencil Portrait: Birds *NEW* Open Studio Workshop Painting for the Petrified Exploring Landscape with the Group of Seven *NEW* Finish That Painting Beginners' Abstract Painting B Introduction to Pottery C Introduction to Digital Photography A</p>
Wednesday	Morning	<p>*NEW* Introduction to Watercolour A Paint the Town! Inspired to Paint (Int/Adv) ALL DAY Good Morning Potters</p>
	Afternoon	<p>From Abstract Drawing to Painting Paint Big Collage and Acrylics Introduction to Pottery D</p>

Adult Fall Classes At A Glance

Wednesday	Evening	*NEW* Open Studio Workshop
		NEW Introduction to Watercolour B
		NEW Exploring Realism: Painting with Shadow and Light
		NEW Making Colour Work for You
		NEW Abstract Painting: Next Steps A
		NEW Abstract Painting: Next Steps B
		Introduction to Pottery E
		NEW Digital Photography 2: Building Your Unique Visual Language and Style
Thursday	Morning	*NEW* Portrait As Homage
		NEW Watercolour Studio A
		Beginners' Acrylic Painting B
		Landscape Painting from Photo Reference
		Painting from the Modern Masters ALL DAY
	Afternoon	*NEW* Beginners' Drawing Primers B: Learning to See
		NEW Beginners' Drawing Primers D: Rendering the Figure
		Intermediate and Advanced Watercolour: Landscapes and Architecture
		Painting from the Modern Masters ALL DAY
	Pottery Studio Thursday	
	Evening	Cartoon Animation
		Life Drawing: Portfolio Preparation for College/University
NEW Watercolour Studio B		
Beginners' Oil Painting A		
Beginners' Oil Painting B		
Introduction to Pottery F		
Introduction to Soapstone Carving		
Advanced Soapstone Carving		
Introduction to Digital Photography B		
Friday	Morning	The Art of Still Life: Drawing and Composition
		Drawing at the Museum
		Open Studio Workshop
		Independent Painting
		Handbuilding 101 and Beyond (Pottery)
	Afternoon	*NEW* The Costumed Model in Colour
		NEW Life Drawing in Colour
		Pastels for Beginners
		Pastels: Beyond the Basics
		Open Studio Workshop
NEW Art History B – Looking at Architecture		

“ I love this facility. Highly skilled and great instructors! ”
 – Christine Stringle

Adult Fall Classes at a Glance

Saturday	Evening	Landscape Painting in Oil or Acrylic A Landscape Painting in Oil or Acrylic B Introduction to Pottery G Portrait Sculpture Introduction to Stained Glass *NEW* Stained Glass – Part 2
	Afternoon	Life Workshop *NEW* Urban Photography

Workshops

Pottery for the Petrified A October 3

NEW 1,000 Photos – A Two Day Challenge
October 3 & 4

Pottery for the Petrified B October 4

NEW Introduction to Wood Carving October 4

NEW Stained Glass Workshop A –
Leaves of Autumn October 4

NEW Portrait Drawing Refreshers A –
Faces, Light and Shadow October 9

NEW Chasing Shadows: Series 1 –
Accurate Drawing October 14

NEW Chasing Shadows: Series 1 –
Botanical Study with a Focus on Shadow and
Dark Value October 15-17

NEW Portrait Drawing Refreshers B –
Capturing Expression October 16

Graffiti Art 101 October 18

NEW Sashiko and Boro Workshop October 18

NEW The Pottery Repair Shop October 18

NEW Introduction to Wire Sculpture
October 18

NEW Rings in Precious Metal Clay
October 24 & 25

Introduction to Glass Blowing October 24 & 25

The Dynamic Fall Landscape And More in
Watercolour! November 1

NEW Metal Stamping – Creating Beautiful
Works November 1

First Fridays: Licensed to Draw (and Paint)
November 6

First Fridays: Licensed to Abstract Paint
November 6

Introduction to Glass Blowing November 7 & 8

NEW Autumn Landscapes En Plein Air
November 8

Exploring Composition Bootcamp November 8

NEW Get Into Alcohol Inks November 8

Glorious Watercolours with Bill Biddle: A
Workshop November 19 & 20

Beginners' Watercolour Weekend November 21
& November 22

NEW Improve Your Glazing Techniques
November 22

NEW Instagram For Artists November 22

Introduction to Adobe Lightroom Classic
November 22 & 29

NEW Character Design for Illustration/
Animation November 29

NEW Stained Glass Workshop B – Holiday
Creations November 29

First Fridays: Licensed to Draw (and Paint)
December 4

First Fridays: Licensed to Abstract Paint
December 4

Creative Collage December 5 & 6

Pottery for the Petrified C December 13

Drawing

2A01 Drawing for the Petrified

Alison Sawatzky, DVSA, Hon. B.A., B. Ed.

Tuesday: October 6 – 27 (4 weeks) 7:00 p.m. – 9:30 p.m.

This is the perfect course for those who have always had aspirations to draw, but may be holding back. Learning to draw is essential for all aspiring artists and in this absolute beginner's class, you'll take those first tentative steps with the encouraging hand-hold you've been looking for. Even if the idea of putting a dot on a piece of paper makes you feel a tiny bit tremulous, over four weeks, we'll explore how to bring eye, hand and pencil to paper and expand basic lines into shaded forms, moving textures and more. After building confidence and new skills, you may just be ready for a full Beginners' class. All materials are supplied – just show up and let it happen. Course Fee: \$155 + HST includes \$15 material fee.

2A02 Beginners' Drawing

Holly Sneath, B.A., M.F.A.

Monday: October 5 – December 14 (10 weeks) 9:30 a.m. – 12:00 p.m.

For anyone looking to become an artist, basic drawing skills are considered essential. This introduction to drawing course will challenge your senses and develop your drawing and shading skills – all in a supportive and inspirational environment. Topics include perspective and composition as well as the fundamentals of learning how to see. Class demonstrations and individual instruction provided throughout. ***Please note: there will be no class on October 12***

Course Fee: \$285 + HST includes model fees for 3 sessions – two life models and one portrait model.

2A03 ***NEW*** Beginners' Drawing Primers

For anyone looking to become an artist, basic drawing skills are considered essential. These two primer courses offer the art foundations provided in our full Beginners' Drawing class, but are broken into two 5-week sessions. Students can take one session in any order or take both sessions.

Plenty of class demonstrations and individual instruction is provided throughout.

Learning To See

A: Monday: October 5 – November 9 (5 weeks) 7:00 p.m. – 9:30 p.m.

Les Drysdale, Hons. B.F.A.

B: Thursday: October 8 – November 5 (5 weeks) 1:00 p.m. – 3:30 p.m.

Holly Sneath, B.A., M.F.A.

This introduction to drawing will challenge your senses and develop your drawing skills – all in a supportive and inspirational environment. The theme for this class is learning to see with a focus on thumbnails/composition, gesture, contour, 1-point perspective and value.

Section A please note: there will be no class on October 12 Course Fee: \$149 + HST

Rendering The Figure

C: Monday: November 16 – December 14 (5 weeks) 7:00 p.m. – 9:30 p.m.

Les Drysdale, Hons. B.F.A.

D: Thursday: November 12 – December 10 (5 weeks) 1:00 p.m. – 3:30 p.m.

Holly Sneath, B.A., M.F.A.

The second in our Drawing Primer series with a focus on rendering the figure. You'll start with hand studies, then work with portrait and figure models and the creation of a self-portrait.

Course Fee: \$175 + HST includes model fees for 3 sessions – two life models and one portrait model.

Course Listing Pre-requisites

Beginner or Introductory – For students with little to no background in that art form.

Intermediate – Some art background in that subject, typically two or more classes.

Advanced – The student has taken three or more courses in the medium or in related skill areas.

(W) – denotes 1 or 2 day workshop

Drawing

2A04 Portrait Drawing: First Steps

Holly Sneath, B.A., M.F.A.

Monday: October 5 – November 9 (5 weeks) 1:00 p.m. – 3:30 p.m.

Capturing the likeness of a human subject is immensely gratifying, but no easy task. This absolute beginner portrait class is for those who may be curious about portrait drawing, but uncertain how to begin. You'll receive the encouragement, knowledge and basic skills needed to create convincing renderings while exploring media such as pencil and charcoal. The instructor will provide weekly demonstrations and considerable individual instruction, all designed to give you the confidence to enter the world of portrait artistry. At least one previous drawing class is advised.

Please note: there will be no class on October 12 Course Fee: \$189 + HST includes model fee.

2A05 ***NEW*** Portrait Drawing Refreshers

Ward Shipman, B.A., B.Ed.

Spend an evening further developing your portrait drawing foundational skills – either through a single workshop or a combination of these two uniquely focused workshops. Each in-depth session offers techniques, approaches and advice for portrait drawing. Plenty of group and individual instruction provided. Drawing experience necessary.

A: *NEW* Faces, Light and Shadow (W)

Friday: October 9 (1 day) 6:30 p.m. – 9:30 p.m.

We'll look at the planes and structure of the head and how the placement and type of light plays a major role in observational rendering of the face. Using simple basic materials, how are we able to establish a full value range to make dramatic portraits? Other topics include tone and shadows, how lighting can create a mood for the work, the concepts of high key and low key portraits and the importance of the background and negative space. Course Fee: \$55 + HST includes model fee.

B: *NEW* Capturing Expression (W)

Friday: October 16 (1 day) 6:30 p.m. – 9:30 p.m.

This workshop explores how different facial expressions are achieved by means of simplified diagrams. Through observational drawing, you'll learn to recognize and render different emotions such as happiness, sadness, anger or disdain. Using basic materials, we'll cover how to establish a full value range to create dramatic portraits. Course Fee: \$55 + HST includes model fee.

2A06 Portrait Drawing & Painting

Katherine MacDonald, B.F.A.

Tuesday: October 6 – December 8 (10 weeks)

A: 9:30 a.m. – 12:00 p.m.

B: 1:00 p.m. – 3:30 p.m.

Capture the complexity and grace of the human subject as you work in any drawing or painting medium. The same model will sit for both the morning and afternoon sessions. Students interested in working on longer sustained or larger pieces might consider registering for both classes.

Course Fee: \$339 + HST includes model fee.



Drawings by Holly Sneath



2A07 *NEW* Portrait As Homage

Holly Sneath, B.A., M.F.A.

Thursday: October 8 – November 19 (8 weeks) 9:30 a.m. – 12:00 p.m.

Develop multiple short studies and four long works in portraiture. Working with four different models over eight weeks, you'll create short studies on Weeks 1, 3, 5 & 7. The alternate weeks, you'll work from your studies alone towards a longer work that explores the style/aesthetic/palette etc. of an artist of note. We'll discuss the works of several artists and select those whose work we wish to emulate. Maybe Alice Neel, Giacometti, Modigliani or Van Gogh? Or Renoir, Egon Schiele or Lucien Freud? Through the study of their methods and perspectives, you'll expand your skill set while developing your personal visual language and the formation of your own hybrid style. Open to any drawing or painting medium – some previous drawing experience recommended.

Course Fee: \$239 + HST includes model fee.

2A08 Pencil Portraits: Birds

Michelle Teitsma, Sheridan College

Tuesday: October 6 – November 3 (5 weeks) 7:00 p.m. – 9:30 p.m.

Further improve your drawing skills using the graceful bird as inspiration. You'll learn how to capture the essence of these creatures while working from photographs. We'll cover the basic techniques of shape, light source, quality of line and shading with various pencils. Exercises include close-up sketches where we'll examine a bird's features in detail, full body sketching of the graceful curvature so special to a bird, and how to portray feathers. Previous drawing experience required.

Course Fee: \$149 + HST

2A09 The Art of Still Life: Drawing and Composition

Rae Bates, B.A., M.A.

Friday: October 9 – December 11 (10 weeks) 9:30 a.m. – 12:00 p.m.

Using weekly still-life compositions as our subject, this class addresses fundamental skills in the art of drawing and picture making. Lessons include the representation of form and space, perspective, tone, technique and much more. Plenty of group and individual instruction provided along with weekly demonstrations. All levels welcome. Course Fee: \$259 + HST

2A10 Drawing at the Museum

Katherine MacDonald, B.F.A.

Friday: October 9 – December 11 (10 weeks) 10:30 a.m. – 1:00 p.m.

Bring the past into the present by exploring the fascinating collection of historic artifacts at Dundas Museum and Archives. Curious, beautiful and often poignant objects, elegant ladies' clothing, military uniforms, toys, exuberantly decorated china and silverware, crystal, hand tools and more will provide true inspiration for your drawings. Some drawing experience recommended. Classes are held at Dundas Museum and Archives. Students must be members of the Museum. Memberships (\$25/\$20 seniors) are available for purchase at the first class. Course Fee: \$259 + HST.

2A11 Pen, Ink and Watercolour – Sketchbooking on the Run

Irene Keesmaat, Hons B.A., B.Ed., O.C.T.

Tuesday: October 6 – November 10 (6 weeks) 9:30 a.m. – 12:00 p.m.

Have sketchbook, will travel. Or for those armchair travellers, turn your photographs into creative records of the things that intrigue you. See how your pen and watercolour sketches turn into a book full of small scale works of art. A number of different approaches will be demonstrated and investigated. So whether it's a trip abroad, or capturing the glories of your neighbourhood, or backyard, with a sketchbook and a few basic materials you can capture that creative potential!

Course Fee: \$179 + HST

2A12 From Abstract Drawing To Painting

Rosemary Vanderbreggen, Fleming & Sheridan Colleges

Wednesday: October 7 – November 4 (5 weeks) 1:00 p.m. – 3:30 p.m.

Unleash your creativity as we explore the process of letting go and drawing – emphasizing process, intuition and being in the creative moment. We'll use a variety of drawing materials on paper, exploring mediums, tools, techniques and composition to create our works. After some time working up a drawing you like, we'll break down your drawn shapes and reproduce the drawings onto a painting surface using colour theory and design elements. You'll build confidence as you work up several faster designs and move from one to the next to accomplish successful works of art. For all levels.

Course Fee: \$149 + HST



Rosemary Vanderbreggen

An instructor at DVSA and Haliburton School of Art & Design, Rosemary works primarily in the mediums of collage and paint, but is also known to create sculpture and photography artworks. She has exhibited widely with works in national and international collections. Grounded in art principles and always one to honour the process, she'll have you easing out of your comfort zone and creating fresh work of which to be proud.

2A13 Pastels For Beginners

Holly Sneath, B.A., M.F.A.

Friday: October 9 – November 6 (5 weeks) 1:00 p.m. – 3:30 p.m.

Enhance any subject with vivid colour as you paint/draw with luscious and versatile pastels. Students will approach various subjects such as landscape, still life and self portrait. Plenty of group and individual instruction provided. Drawing experience helpful, but not a must. Course Fee: \$149 + HST

2A14 Pastels: Beyond The Basics

Holly Sneath, B.A., M.F.A.

Friday: November 13 – December 11 (5 weeks) 1:00 p.m. – 3:30 p.m.

Ready for the next set of challenges? Explore advanced techniques including pastel application and the mixing of colours through landscape, portrait and other subjects of your choosing. We'll also take your working knowledge into different papers (sanded, velour, etc.) and other suitable supports that produce new effects and unique work.

Course Fee: \$159 + HST includes one class with a portrait model.

2A15 Life Drawing: First Steps

Holly Sneath, B.A., M.F.A.

Monday: November 16 - December 14 (5 weeks) 1:00 p.m. – 3:30 p.m.

Drawing the human form remains a mainstay of art schools as it's an excellent method for developing your drawing abilities and improving your eye as a visual artist. In this absolute beginner life drawing class, you'll learn to develop the figure from the inside out. Starting with the rudimentary armature of the gesture drawing, you'll explore building the figure in a clear step-by-step process. There's plenty of encouragement and support as you acquire the skills you need to discover the joys and challenges of life drawing. At least one previous drawing class is advised.

Course Fee: \$189 + HST includes model fee.

2A16 Life Drawing: Portfolio Preparation for College/University

Ward Shipman, B.A., B.Ed.

Thursday: October 8 – December 10 (10 weeks) 7:00 p.m. – 9:30 p.m.

Life drawing is the foundation for your portfolio, whether you are applying for Animation, Illustration, Fine Arts or Architecture in college or university. Three areas of drawing will be explored in this course – drawing the portrait, costume drawing and drawing from the nude figure. Students should be prepared on the first night to draw with black conté crayon on 18" x 24" newsprint pad.

Course Fee: \$339 + HST includes model fee.

2A17 *NEW* Life Drawing In Colour

Rae Bates, B.A., M.A.

Friday: October 9 – November 6 (5 weeks) 1:00 p.m. – 3:30 p.m.

Working with the classic motif of the nude model in a combination of short and long poses, you'll develop the formal drawing techniques for conveying movement and structure in colour. Ideal for all levels of artists, this course provides an essential foundation for future study of the human form while developing your skills in pastel, coloured charcoal pencils or coloured conté. Plenty of group and individual instruction provided. Course Fee: \$189 + HST includes model fee.

2A18 First Fridays: Licensed to Life Drawing (and Painting) (W)

Ward Shipman, B.A., B.Ed.

A: Friday: November 6, 6:30 p.m. – 9:30 p.m.

B: Friday: December 4, 6:30 p.m. – 9:30 p.m.

Sometimes artists just need to loosen up. This once-a-month drop-in life drawing and painting workshop features "adult libations," a prime spot in front of a life (nude) model, and the opportunity to unwind from the week as you settle in to draw or paint. Working with the instructor, you'll hone your skills through short sketches and longer poses. Instruction provided, as needed. Ideal for beginners to advanced artists. Licensed cash bar with light snacks available. Course Fee: \$19 + HST per session.

Please note: We are unable to provide refunds/credits/transfers for this course.


2A19 Life Workshop

No Instructor – Model provided

Saturday: October 10 – December 12 (9 weeks) 1:00 p.m. – 3:30 p.m.

You'll have the opportunity to work with a life (nude) model. No instructor. This class's format includes working on multiple poses, ranging from 5-10 minutes to one to two 20-30 minutes in duration, followed by one one-hour long pose. ***Please note: there will be no class on November 14***

Course Fee: \$189 + HST.



Online Classes For Fall

Work on your art practice from home with online courses offering hands-on exercises, discussions and critiques with DVSA faculty and fellow students. We believe an in-studio experience is the best environment for providing art instruction.

However, due to COVID-19 restrictions, we recognize not everyone will feel comfortable attending our in-studio sessions this Fall and therefore we'll be offering a selection of online classes. Be sure to check our **Classes page** on our website dvsa.ca/classes to view our new online course offerings as we add them.

2A20 Drawing and Painting from the Costumed Figure

Ward Shipman, B.A., B.Ed.

A: Monday: October 5 – November 9 (5 weeks) 7:00 p.m. – 9:30 p.m.

B: Monday: November 16 – December 14 (5 weeks) 7:00 p.m. – 9:30 p.m.

This studio is all about simplifying the daunting task of drawing and painting from the costume figure. Using sustained poses over 2 to 3 sessions, we'll explore compositional elements and the art of rendering the human figure in a variety of media. You'll have the flexibility to choose the media you're comfortable with and try out new materials, but we'll begin the first class with *conté* on newsprint.

Section A Please note: there will be no class on October 12

Course Fee: \$189 + HST includes model fee.

2A21 ***NEW*** The Costumed Model In Colour

Rae Bates, B.A., M.A.

Friday: November 13 – December 11 (5 weeks) 1:00 p.m. – 3:30 p.m.

Develop the formal drawing techniques for conveying movement and structure in colour when rendering a figure in costume. Clothing adds new elements to figurative work, including an expanded colour palette. An ideal course for developing your skills in pastel, coloured charcoal pencils or colour *conté*. Plenty of group and individual instruction is provided throughout. All levels welcome.

Course Fee: \$189 + HST includes model fee.

2A22 Cartoon Animation

Mike Cope, Hons. B.A., B.Ed., O.C.T.

Thursday: October 8 – November 26 (8 weeks) 7:00 p.m. – 9:30 p.m.

Bring your drawings to life as you explore the magic of cartoon animation! You'll learn about the famous 12 Basic Principles of Animation (ie. squash & stretch, anticipation, follow through & overlapping action) and get to work using special tools of the trade, including animation peg bars and lightboxes, as well as computer and camera equipment to digitize each drawing into video format. You'll also further develop your skills in cartoon character design and visual storytelling by creating your own model/expression sheets, character rotations and storyboards. At least one previous cartooning and/or drawing class is recommended.

Course Fee: \$285 + HST includes \$75 equipment fee.

2A23 ***NEW*** Character Design for Illustration/Animation (W)

Ward Shipman, B.A., B.Ed.

Sunday: November 29 (1 day) 9:30 a.m. – 3:30 p.m.

Character design for illustration and animation presents all sorts of exciting challenges. In this workshop, we'll use our sketchbook to first explore the "shape language" of our character – can we break the character into simple geometric shapes to create his/her physical appearance? Next, we'll delve into mood and gesture as we flesh out our character's traits and physical appearance. For all levels – students should have previous drawing experience. Course Fee: \$75 + HST.

2A24 Open Studio Workshop

Monday or Friday October 13 – December 4 (8 weeks) 9:30 a.m. – 3:30 p.m.

NEW Monday, Tuesday or Wednesday October 13 – December 2 (8 weeks) 6:30 p.m. – 9:30 p.m.

Take advantage of the DVSA studio facilities and work on your art. These sessions are open to all – no instructor is provided. Studio time is restricted to 2-dimensional media. Due to dust concerns, clay projects must be worked on in the Pottery Studio during pottery open studio time. ***Please note: there will be no open studio on October 12*** Course Fee \$115 + HST or \$15 per visit (includes HST)

Painting

2A25 Painting for the Petrified

Alison Sawatzky, DVSA, Hon. B.A., B. Ed.

Tuesday: November 3 – December 1 (5 weeks) 7:00 p.m. – 9:30 p.m.

If you're an absolute beginner artist, this course offers the encouraging hand-hold you've been looking for. Jump into a new creative world and discover what it is to feel good about the process of painting. You'll receive an introduction to the basics of acrylic painting, along with enlightening discussions about drawing and composition. It's time to get your feet (and canvases) wet and take the first steps on your painterly and artistic journey. All materials provided – just show up and let it happen.

Course Fee: \$189 + HST includes \$40 material fee.

2A26 *NEW* Introduction to Watercolour

A: Wednesday: October 7 – December 9 (10 weeks) 9:30 a.m. – 12:00 p.m.

Irene Keesmaat, Hons B.A., B.Ed., O.C.T.

B: Wednesday: October 14 – December 2 (8 weeks) 6:30 p.m. – 9:30 p.m.

Barry Coombs, A.O.C.A.

Immerse yourself in the world of watercolour painting. Designed for novices, the focus in this course is on skill development, emphasizing core techniques and brush-handling. We'll look at the materials and papers needed and address basic colour and composition concepts through interesting creative exercises and projects. Demonstrations, group instruction, constructive critiques and individual attention are essential elements of this experience.

Course Fee Section A: \$259 + HST. Course Fee Section B: \$249 + HST

2A27 Beginners' Watercolour Weekend (W)

Nancy Benoy, B.A.

Saturday: November 21 & Sunday: November 22 (2 days) 9:30 a.m. – 3:30 p.m.

Curious about watercolour and ready to give it a try? Spend a relaxing weekend learning basic watercolour techniques such as wet over wet, wet over dry, pastel resist, salt technique and blending. You'll create your own set of unique cards and a couple of small paintings. Plenty of instruction; plenty of fun! Course Fee: \$149 + HST includes \$10 material fee.

2A28 The Dynamic Fall Landscape and More In Watercolour (W)

Bonnie Steinberg, B.A., C.S.P.W.C., S.C.A., T.W.S.

Sunday: November 1 (1 day) 9:30 a.m. – 3:30 p.m.

An invigorating workshop for watercolourists of all levels. You'll discover how fall colours and their interpretation translate into vibrant, exciting compositions. Explore new and proven techniques and examine atmospheric perspective through colour and colour mixing. A hands-on approach throughout is sure to please all styles of learners. Course Fee: \$75 + HST



Painting

2A29 Expressive Abstract Watercolour

Nancy Benoy, B.A.

Tuesday: October 6 – November 10 (6 weeks) 1:00 p.m. – 3:30 p.m.

Uncover the abstract potential of watercolour & ink painting. Get expressive with colours and marks and take advantage of those “happy creative accidents” Working in an intuitive manner, you’ll create artwork filled with vibrancy, mood and atmosphere. Techniques explored include wet over wet, wet over dry, blotting, pastel resist and more. For all levels.

Course Fee: \$189 + HST includes \$10 material fee.

COMBINE WATERCOLOUR WITH YOUR INK SKETCHES. SEE PEN, INK & WATERCOLOUR – SKETCHBOOKING ON THE RUN STARTING ON PAGE 16.

2A30 *NEW* Autumn Watercolour Landscapes En Plein Air (W)

Lena Montecalvo

Sunday: November 8 (1 day) 9:30 a.m. – 3:30 p.m.

Enjoy a day of watercolour as we celebrate autumn colour schemes and landscape! We’ll become comfortable with beginner techniques and work up to a comfort level that will have you painting vibrant skies, terrain and other seasonal themes during our far-too-short Canadian fall. Beginners and the more experienced artists welcome. Course Fee: \$75 + HST



Lena Montecalvo

A self-taught watercolour artist, Lena uses vibrant hues in untraditional ways and advocates for “colouring outside the lines.” Establishing a spirited studio environment that fosters experimentation and self-expression, Lena believes art is for everyone and with the right instruction and motivation, we can all access our creative abilities.

2A31 Intermediate and Advanced Watercolour: Landscapes and Architecture

Irene Keesmaat, Hons B.A., B.Ed, O.C.T.

Thursday: October 8 – December 10 (10 weeks) 1:00 p.m. – 3:30 p.m.

For the watercolour artist with some experience, this class is designed to build on your developing watercolour skills and increase your confidence in this medium. Explore basic value and composition related to landscape and architecture painting. Exercises will include transparency, layering, value, perspective, spontaneity and colour use. Plenty of group and individual instruction provided.

Course Fee: \$259 + HST

2A32 *NEW* Watercolour Studio

Barry Coombs, A.O.C.A.

A: Thursday: October 15 – December 3 (8 weeks) 1:30 p.m. – 4:30 p.m.

B: Thursday: October 15 – December 3 (8 weeks) 6:30 p.m. – 9:30 p.m.

Here’s an opportunity to develop your watercolour skills and refine your understanding of colour and composition. Initially, you’ll work on projects led by the instructor before creating your own personal projects with his guidance. Demonstrations, group instruction, constructive critiques and individual attention are essential elements of this experience. Prior watercolour experience is required.

Course Fee: \$249 + HST

2A33 Glorious Watercolours with Bill Biddle: A Workshop (W)

Bill Biddle, Art Students League of New York, American Design School

Thursday & Friday: November 19 & 20 (2 days) 9:30 a.m. – 3:30 p.m.

Join our “grand poobah” of watercolour, Bill Biddle, in his studio in Dunnville on Thursday and at DVSA on Friday to receive guidance and instruction on painting landscape and still life using a limited palette. Experienced painters only. Course Fee: \$165 + HST

2A34 Beginners’ Acrylic Painting

A: Monday: October 5 – December 14 (10 weeks) 7:00 p.m. – 9:30 p.m.

Margot Roi, Sheridan College, Hons. B.F.A., B.Ed., OCT

B: Thursday: October 8 – December 10 (10 weeks) 9:30 a.m. – 12:00 p.m.

Irene Keesmaat, Hons B.A., B.Ed., O.C.T.

Designed for those who have never tried acrylics or have limited painting skills, you’ll learn to work with this plastic and flexible medium, starting with basic techniques and moving through a series of exercises and projects designed to develop your confidence and talents. Topics include colour mixing, composition, brush handling and more. Previous drawing experience recommended, but not required.

Section A please note: there will be no class on October 12 Course Fee: \$259 + HST

2A35 ***NEW*** Fall Landscapes in Acrylic

Irene Keesmaat, Hons B.A., B.Ed., O.C.T.

Tuesday: October 6 – November 24 (8 weeks) 1:00 p.m. – 3:30 p.m.

From sunny skies to stormy weather, brilliant colours to grey skies, enjoy the possibilities of bringing it all to your paintings of the autumn landscape with acrylic on canvas. It’s not just applying reds and oranges – there’s lots to consider in regards to composition, value and colour. And, rendering such a mixture of perhaps many warm colours brings its own techniques. We’ll also review examples of acclaimed autumn-themed artwork to see how we can apply the lessons learned to our own pieces. Previous experience in acrylic painting is required. Course Fee: \$209 + HST

2A36 Beginners’ Oil Painting

Michelle Teitsma, Sheridan College

A: Thursday: October 8 – November 5 (5 weeks) 7:00 p.m. – 9:30 p.m.

B: Thursday: November 12 – December 10 (5 weeks) 7:00 p.m. – 9:30 p.m.

A great start to your personal development as a painter! This course provides a basic introduction to the oil medium and includes guidance on choosing the proper materials and tools plus instruction on paint application, composition, colour mixing and much more. Previous drawing experience is recommended. Course Fee: \$149 + HST

**CAPTURE THE NUANCES OF THE HUMAN SUBJECT AS YOU WORK IN ANY PAINTING MEDIUM.
SEE PORTRAIT DRAWING & PAINTING ON PAGE 15.**

2A37 Still Life Painting in Oils

Susan Outlaw, Sheridan College

Monday: October 5 – November 30 (8 weeks) 9:30 a.m. – 12:30 p.m.

Susan’s photo realism style is highly detailed and unique – here’s your chance to learn how she does it. Complete a finished floral close up painting using a natural light source. You’ll go from photo shoot to sketch to oil as you learn the approach to capturing realistic detail on the canvas.

Please note: there will be no class on October 12 Course Fee: \$249 + HST

2A38 Landscape Painting in Oil or Acrylic

Matthew Tarini, B.F.A., M.F.A.

A: Friday: October 9 – November 6 (5 weeks) 7:00 p.m. – 9:30 p.m.

B: Friday: November 13 – December 11 (5 weeks) 7:00 p.m. – 9:30 p.m.

A great introduction to the foundations of landscape painting as we look to a variety of historical styles and contemporary approaches in order to establish your artistic voice. You'll work from photo reference and come to better understand topics such as composition, perspective, colour mixing and paint application to achieve transitions, contrast and a sense of depth. For all levels.

Course Fee: \$149 + HST

2A39 Landscape Painting from Photo Reference

Guennadi Kalinine, B. Hist. B. Art History

Thursday: October 8 – December 10 (10 weeks) 9:30 a.m. – 12:00 p.m.

Paint the Canadian landscape in oil or acrylic as you work from photo references. You'll learn how to interpret landscape through the principles of design and then explore and practice the techniques needed to reconstruct it in paint. Plenty of group and individual instruction provided throughout. Some painting experience required. Course Fee: \$259 + HST

2A40 Paint the Town!

Jody Joseph, B.A., J.D.

Wednesday: October 7 – November 25 (8 weeks) 9:30 a.m. – 12:30 p.m.

An outdoor painting class with a difference! We'll work at various locations around Dundas where houses, streets, buildings, signs, telephone poles, cars, trucks and people are all part of the landscape. For painting students with some experience working outside or for those who want to try it. Course Fee: \$249 + HST

2A41 Exploring Landscape with the Group of Seven

Diana Gordon, B.A., M.A.

Tuesday: October 6 – December 8 (10 weeks) 7:00 p.m. – 9:30 p.m.

Learn and apply approaches used by the Group of Seven to first copy, then create your own landscape compositions. Weekly exercises will examine how these renowned Canadian artists simplified form and composition, chose harmonious colours, and created rhythm through expressive brushwork. Newcomers and returning students should bring images for inspiration. Acrylics, watercolour and/or oils all suitable. For all levels. Course Fee: \$259 + HST

2A42 Beginners' Abstract Painting

A: Sandee Ewasiuk, A.O.C.A.D

Tuesday: October 6 – December 8 (10 weeks) 9:30 a.m. – 12:00 p.m.

B: Margot Roi, Sheridan College, Hons. B.F.A., B.Ed., OCT

Tuesday: October 6 – November 24 (8 weeks) 7:00 p.m. – 9:30 p.m.

This beginner approach to abstract painting will have you experimenting with innovative ways of creating art as you plunge into expressive colour mixing, brushwork and composition. Invent new techniques for applying paint and devise radical artistic processes – all while creating your own abstract pieces in acrylic. Plenty of class demonstrations and individual instruction provided throughout. Course Fee Section A: \$259 + HST Course Fee Section B: \$209 + HST

**LET GO AND DRAW BEFORE REPRODUCING YOUR DRAWINGS ON A PAINTING SURFACE.
SEE FROM ABSTRACT DRAWING TO PAINTING ON PAGE 17.**

2A43 *NEW* Abstract Painting: Next Steps

Margot Roi, Sheridan College, Hons. B.F.A., B.Ed., OCT

A: Wednesday: October 7 – November 4 (5 weeks) 7:00 p.m. – 9:30 p.m.

B: Wednesday: November 11 – December 9 (5 weeks) 7:00 p.m. – 9:30 p.m.

Go further with your explorations into the abstract format. Continue to find your intuitive voice and build your confidence while delving into new expressive compositions. Additional techniques, paint applications and artistic processes will be demonstrated along with plenty of idea development. The Beginners' Abstract Painting course is recommended as a prerequisite – students should have some previous painting experience. Course Fee: \$149 + HST

2A44 *NEW* First Fridays: Licensed to Abstract Paint (W)

Margot Roi, Sheridan College, Hons. B.F.A., B.Ed., OCT

A: Friday: November 6, 6:30 p.m. – 9:30 p.m.

B: Friday: December 4, 6:30 p.m. – 9:30 p.m.

Join Margot for a relaxed, playful evening experimenting with abstract painting techniques as you create artworks using your intuition and lots of creative freedom. You'll explore expressive colour mixing, brushwork and composition. No experience necessary and all levels welcome. Licensed cash bar with light snacks available. Please see the materials list for recommended supplies.

Course Fee: \$19 + HST per session

Please note: We are unable to provide refunds/credits/transfers for this course.

2A45 Paint BIG

Sandee Ewasiuk. A.O.C.A.D

Wednesday: October 7 – December 9 (10 weeks) 1:00 p.m. – 3:30 p.m.

Let go of your creative inhibitions and have fun painting something big and bold. Bring large canvases, large brushes, sponges, spray bottles, rollers and scrapers to create your own unique masterpieces. All levels are welcome and a sense of adventure is encouraged. Secure onsite storage is available for leaving pieces between classes. Course Fee: \$259 + HST

2A46 *NEW* Exploring Realism: Painting with Shadow and Light

Diana Gordon, B.A., M.A.

Wednesday: October 7 – November 11 (6 weeks) 7:00 p.m. – 9:30 p.m.

Shadow is seen unconsciously. And, it is shadow that reveals volume, depth and light direction. In this course, you'll paint without colour, focusing on tonal variation to create realism in a painting. Using short exercises, you'll deconstruct shadows and draw ellipses in perspective. We'll also explore the 19th century Ivanov technique of layering translucent white, black and yellow ochre glazes on a grey canvas. The results can range from soft-edged, sculptural forms (grisaille) to dramatic lights/darks of Baroque paintings (chiaroscuro). From this, you'll choose a project of personal interest to paint (photos or studio set-ups; still life or portrait, simple or complex). Acrylic or oil. For intermediate/advanced students. Course Fee: \$179 + HST

2A47 Painting from the Modern Masters

Jody Joseph, B.A., J.D.

Thursday: October 8 – December 10 (10 weeks) 9:30 a.m. – 3:30 p.m.

This all day class looks closely at the work of different Modern and contemporary artists, their use of colour, conception of space, subject matter and ideas. Then we paint – or sometimes draw or collage or work from the model, exploring the lessons learned. For painters with some experience. Continuing students can pursue independent projects. Oil encouraged; acrylic okay. Additional model fees may apply. Course Fee: \$515 + HST

Painting

2A48 *NEW* Making Colour Work for You

Diana Gordon, B.A., M.A.

Wednesday: November 18 – December 9 (4 weeks) 7:00 p.m. – 9:30 p.m.

Wake up your intuitive colour sense, learn basic colour theory and create effective visual narratives. In this course, we'll explore how colour helps us tell stories in painting, whether it's happy or sad, close or distant, clear or mysterious. You'll experiment with various elements of colour and their different visual effects through a series of structured exercises and studies. We'll also look at how colour choices, such as tonal variation, saturation and opacity create different narratives and introduce examples from Baroque painting to Impressionism to Abstraction. For all levels of artists.

Course Fee: \$125 + HST

SIMPLIFY THE DAUNTING TASK OF PAINTING THE COSTUME FIGURE. SEE DRAWING AND PAINTING FROM THE COSTUME FIGURE ON PAGE 19.

2A49 Inspired To Paint (Int/Adv)

Laurie Wonfor Nolan

Wednesday: October 7 – November 11 (6 weeks) 10:00 a.m. – 3:00 p.m.

Go in depth and explore the different kinds of inspiration for painting—looking, imagining and experimenting. This longer format class is great for painters who work from observation. We'll do that with some twists, plus work from experimentation and our imaginations. This course is also perfect for painters who want to leap beyond working from photographs and explore new options through structured exercises. Classes will begin with a talk/demo and varied starting exercises, sometimes including drawing, mixed media and/or work with a model. You'll then explore the day's theme with lots of individual guidance. Oil or acrylic. Advanced students may pursue independent projects. ½ hour for lunch. Course Fee: \$295 + HST includes model fee.

2A50 Every Painting Tells a Story

Sandee Ewasiuk, A.O.C.A.D

Tuesday: October 6 – December 8 (10 weeks) 1:00 p.m. – 3:30 p.m.

Behind every piece of art there's a story or a part thereof. Perhaps you have drawings in your sketchbooks or ideas in your head that are waiting to be brought to life with paint? In this class, we'll start with ideas, photos and sketches, and work with composition, technique and colour to move them towards a finished painting. Course Fee: \$259 + HST



Painting

2A51 *NEW* Finish That Painting

Michelle Teitsma, Sheridan College

Tuesday: November 10 – December 8 (5 weeks) 6:30 p.m. – 9:30 p.m.

Do you have paintings where you can't figure out what to do next to get them completed? Overcome the hump in this unique course designed to get you back in front of the canvas and ease you over the finish line. Whether it's issues with subject, composition or colour or just a need to get re-inspired, we'll use discussions about art theory, technique and style, plus a review of similar artists to get you working again and feel the satisfaction of completing a work of which you're proud. Plenty of individual instruction and guidance throughout. For all levels. Course Fee: \$179 + HST

2A52 Independent Painting

Holly Sneath, B.A., M.F.A.

Friday: October 9 – December 11 (10 weeks) 9:30 a.m. – 12:00 p.m.

Work in any painting medium and pursue your personal area of interest with support and feedback from the instructor and other participants. This course is tailored to each individual according to their own interests and aesthetic. Students are encouraged to bring source materials such as a sketchbook, photos, etc. For intermediate/advanced artists. Course Fee: \$259 + HST

2A53 Exploring Composition Bootcamp (W)

Diana Gordon, B.A., M.A.

Sunday: November 8 (1 day) 9:30 a.m. – 3:30 p.m.

Delve into the basic principles of composition such as focal points, directional lines, contrast and balance in this fun and informative workshop designed to take the "mystery" out of composition. We'll start with a look at how master painters such as Johannes Vermeer, Paul Cézanne and Lawren Harris organized objects and space on the canvas. We'll then move on to experimenting with simple shapes using collage, line drawing and colour to create a variety of individual compositional studies. You'll come away with a host of new ideas sure to raise your art making game. Suitable for all levels and artists working in any media. Course Fee: \$75 + HST

2A54 *NEW* Get Into Alcohol Inks (W)

Linda Blakney, M.B.A., M.A.

Sunday: November 8 (1 day) 9:30 a.m. – 3:30 p.m.

Push into new creative territory as you discover the possibilities of using alcohol inks to create a diverse range of effects in your artwork. The resulting stains, applied to a variety of surfaces, will form surprising and vibrant results. We'll look at the inks to use, the application process and a number of creative techniques. Your ink pieces can be combined with additional media or worked until a final masterpiece is created. Some supplies for experimentation are provided.

Course Fee: \$89 + HST includes a \$15 material fee.

2A55 Graffiti Art 101 (W)

Cory Tower

Sunday: October 18 (1 day) 9:30 a.m. – 3:30 p.m.

Learn the rich history, key terms and techniques of Graffiti art. You'll get comfortable using various implements including spray paint to create beautiful effects and dynamic shapes as you explore lettering, designing your name and painting your own complete graffiti artwork.

Please note: we will be using "green" aerosol rather than traditional spray paint.

Course Fee: \$85 + HST includes \$10 material fee

Painting

2A56 Creative Collage (W)

Nancy Benoy, B.A.

Saturday: December 5 & Sunday: December 6 (2 days) 9:30 a.m. – 3:30 p.m.

Paint, cut, tear, layer, paste. Delve into the exciting world of collage and uncover the potential of this medium, its history and a little bit about yourself! Through experimentation and visual storytelling, you'll create unique and meaningful works of art. No experience necessary.

Course Fee: \$149 + HST includes \$10 material fee

2A57 Collage and Acrylics

Rosemary Vanderbreggen, Fleming & Sheridan Colleges

Wednesday: November 11 – December 9 (5 weeks) 1:00 p.m. – 3:30 p.m.

Collage and acrylic paint come together as we explore collage: “the twentieth century's greatest innovation.” (Robert Motherwell). You'll use acrylic paint to create custom papers for your own collage projects and/or add collage to your existing paintings for exciting explorations in colour and theory. Class projects offer lessons on design criteria, colour and value plus a look at past and current collage artists for inspiration. Whether you are new to collage or have previous experience, you'll discover lots of new ways to expand your collage technique with the addition of acrylic paint. No experience required. Course Fee: \$149 + HST

Botanical Art

Botanical Art is the scientifically accurate depiction of plant species while incorporating artistic components. This art form is both highly-detailed and specific in the rendering of plants' form, colour and details. Internationally renowned botanical artist Margaret Best's workshops allow students of all levels to explore the challenges of creating realistic drawings and paintings of seasonally-themed plants. Please note: although workshops typically specify a specific medium, Margaret teaches graphite, coloured pencil and watercolours.

NEW Chasing Shadows: Series 1

Margaret Best, B.Ed.

Perhaps the most important element in capturing a 3-dimensional result is accurately rendered shadow. Shadow areas help mould the form of a subject and create important contrasts and depth perception. If working in graphite, you'll learn how to increase your tonal ranges in shadow. If working in colour – either watercolour or coloured pencil – you'll focus on the best colour choices for shadows and when/how to under-paint and or over-paint shadows. A choice of botanical subjects suited to individual skill level will be recommended to participants before the workshops commence. Depending on your level of experience or interest, the workshops may be taken individually or as a comprehensive introduction to the use of shadow in botanical illustrations. Each student will be emailed a detailed PDF handout of the workshops' content beforehand and provided with supply information.

2A58 Accurate Drawing (W)

Wednesday: October 14 (1 day) 9:30 a.m. – 3:30 p.m.

The medium for this day of drawing will be graphite. Beginners must start with this one day workshop in order to take the following 3 day program. Course Fee: \$109 + HST.

2A59 Botanical Study With A Focus On Shadow and Dark Value (W)

Thursday: October 15, Friday: October 16 & Saturday: October 17 (3 days) 9:30 a.m. – 3:30 p.m.

Also covered will be colour matching, composition and technique in your chosen medium of graphite, watercolour or coloured pencil. Prerequisite: students are required to have taken a previous Drawing workshop with Margaret. Course Fee: \$309 + HST.

2A60 Pottery for the Petrified (W)

Elsa Brittin, B.F.A.

A: Saturday: October 3 (1 day) 9:30 a.m. – 3:30 p.m.

B: Sunday: October 4 (1 day) 9:30 a.m. – 3:30 p.m.

C: Sunday: December 13 (1 day) 9:30 a.m. – 3:30 p.m.

Wondering if the art of pottery is for you? Spend the day “pottering” in our ceramics studio and find out. You’ll get to explore working with slabs, coils and the wheel as you determine if this hands-on medium might be for you. Absolutely no experience required and clay and materials are all provided. Just show up and let it happen. Warning: pottery can be very addictive...

Course Fee: \$95 + HST (Includes clay & firing)

2A61 Introduction to Pottery

A: Monday: October 5 – December 14 (10 weeks) 7:00 p.m. – 9:30 p.m.

Richard Fisher, Sheridan College

B: Tuesday: October 6 – December 8 (10 weeks) 1:00 p.m. – 3:30 p.m.

Michael Collins, Penland School of Crafts, Georgian College

C: Tuesday: October 6 – December 8 (10 weeks) 7:00 p.m. – 9:30 p.m.

Catherine Weir, DVSA

D: Wednesday: October 7 – December 9 (10 weeks) 1:00 p.m. – 3:30 p.m.

Joseph Panacci, O.C.A.D.

E: Wednesday: October 7 – December 9 (10 weeks) 7:00 p.m. – 9:30 p.m.

Joseph Panacci, O.C.A.D.

F: Thursday: October 8 – December 10 (10 weeks) 7:00 p.m. – 9:30 p.m.

Michael Collins, Penland School of Crafts, Georgian College

G: Friday: October 9 – December 11 (10 weeks) 7:00 p.m. – 9:30 p.m.

Elsa Brittin, B.F.A.

Learn the hand-forming techniques of working with clay, including pinch, coil, slab, and the potter’s wheel. Also covered are the basics of glazing and surface decoration. You’ll hone your skills while transforming your ideas into inspired, finished pottery. Suitable for all levels, adults and students 16+.

Section A please note: there will be no class on October 12

Course Fee: \$315 + HST includes a \$55 firing & glazing fee. Clay extra.

Joseph Panacci



Renowned in the region for his ceramic work, Joseph Panacci brings his teaching and pottery skills to DVSA. A resident of Simcoe, ON, he has been a full time potter for over 40 years, following his love of porcelain clay and producing unique wood-fired porcelain works. He brings a wealth of knowledge to the program, sure to guide you in the creation of your own fabulous functional and artistic pieces.

2A62 Clay Freestyle

Richard Fisher, Sheridan College

Monday: October 5 – December 14 (10 weeks) 1:00 p.m. – 3:30 p.m.

For all levels, this is a fun free-form open studio format where you can work on a variety of clay processes under the guidance and mentorship of the instructor. Handbuilding and/or working on the wheel – it’s all fair game. An underlying focus will be on exploring a variety of surface treatments, including slip trailing, masking and plaster mould surface constructions while considering colour and texture through stains, underglaze and pigments. Throughout the course, you’ll be guided in the development of a personal sense of style and by the later weeks, be encouraged to hone your skills for a final supportive critique. **Please note: there will be no class on October 12**

Course Fee: \$315 + HST includes a \$55 firing & glazing fee. Clay extra.

Pottery

2A63 Good Morning Potters

Christie Gruppé, B.F.A., Sheridan College

Wednesday: October 7 – December 9 (10 weeks) 9:30 a.m. – 12:00 p.m.

A morning class for all levels. Wake up your creative side as you learn the hand-forming techniques of working with clay such as pinching, coiling and soft slab construction to create your own ceramic pieces. The pottery wheels will also be open, ready for basics practice or more advanced throwing techniques as you shape your creations.

Course Fee: \$315 + HST includes a \$55 firing & glazing fee. Clay extra.

2A64 Pottery Studio Thursday

Michael Collins, Penland School of Crafts, Georgian College

Thursday: October 8 – December 10 (10 weeks) 1:00 p.m. – 3:30 p.m.

Whether you are a beginner who has always wondered about taking a pottery class or a seasoned potter who wants to tackle challenging projects, this class is a supportive environment in which to move your ideas forward. Spend the afternoon mastering the hand-forming techniques of working with clay and the potter's wheel as you create your own ceramic pieces. Various forms of decoration and glaze firing will be explored, including raku firing.

Course Fee: \$315 + HST includes a \$55 firing & glazing fee. Clay extra.

2A65 Handbuilding 101 and Beyond

Christie Gruppé, B.F.A., Sheridan College

Friday: October 9 – December 11 (10 weeks) 9:30 a.m. – 12:00 p.m.

Discover how to work with clay off the wheel as you explore your creative side and develop the dexterity and skill needed for the fine art of pottery. Learn to shape and form your clay ideas using coils, pinching, slabs and the extruder. Whether you are new to handbuilding or a seasoned potter, Christie's self guided approach and expert tips and techniques will take your handbuilt work to the next level. Course Fee: \$315 + HST includes a \$55 firing & glazing fee. Clay extra.

2A66 *NEW* Improve Your Glazing Techniques (W)

Michael Collins, Penland School of Crafts, Georgian College

Sunday: November 22 (1 day) 9:30 a.m. – 3:30 p.m.

Deepen your understanding of how glazes will look on your finished ceramic creations. Beginning with the studio's multitude of glaze sample tiles, there'll be plenty of demonstrations of glazing techniques such as waxing, brushing, dipping, pouring and spraying. You'll come away with a new confidence in your glazing skills and in your ability to take work to the next level. Students should have 6-8 bisque fired pots, cone 6 or 10 for hands on practice. Limit 8 students. **Note: You must have completed or be enrolled in a DVSA pottery course to take this workshop.**

Course Fee: \$85 + HST includes a \$10 firing & glazing fee.



Pottery

2A67 *NEW* The Pottery Repair Shop (w)

Christie Gruppé, B.F.A., Sheridan College

Sunday October 18 (1 day) 10:00 a.m. – 3:00 p.m.

Have you ever had to throw a bone dry piece of pottery in the reclaim bucket because of a hairline crack or a handle that pulled away while drying? There's a fix for that! Get hands-on experience with the many tips and tricks for saving those precious pieces of pottery. Topics include repairing cracks in bone dry, leather hard and bisqued work and reattaching handles, knobs and spouts that have fallen off during the drying process. We'll also cover tips for slowing the drying process and building a damp box to safely keep clay work damp and workable for weeks. Participants will be required to bring in 2-3 pieces of pottery in need of repair. Course Fee: \$59 + HST.

2A68 Pottery Open Studio

Students registered in the current term may take advantage of open studio times to continue developing their work and technique. Come for a single session or benefit from the discounted rate available by purchasing a 10 visit card (to be presented at the time you sign in).

Want your studio time for free? Current students interested in monitoring in exchange for the open studio fees should contact the school at info@dvs.ca to apply. Please indicate which sessions you wish to monitor and we'll send you the details and an application.

Please note: staff and faculty are currently working to find additional hours of open studio time between terms. Please check the Ceramics Studio blackboard for details as they become available.

Dates: October 13 – December 4, 2020 (8 weeks)

Monday: 4:00 p.m. – 6:30 p.m. (Not available October 12)

Tuesday: 4:00 p.m. – 6:30 p.m.

Thursday: 9:30 a.m. – 12:00 p.m.

Thursday: 4:00 p.m. – 6:30 p.m.

Friday: 1:00 p.m. – 3:30 p.m.

Sunday: 9:30 a.m. – 12:00 p.m. or 1:00 p.m. – 3:30 p.m.
(Not available October 18, October 25, November 22)

Cost: \$15 per visit (includes HST) or 10 visit card: \$99

Buy 3 cards and save 10%. (Not available online. Please call or visit the school for this offer.)

Please note: we are unable to provide refunds or credits for lost or stolen pottery open studio cards.



Sculpture

2A69 *NEW* Introduction to Clay Sculpture

Wayne Moore, DVSA

Monday: October 5 – November 9 (5 weeks) 1:00 p.m. – 4:00 p.m.

Ideal for absolute beginner sculptors. Discover the rewarding experience of creating in three dimensions as you use hand building techniques to design and construct hollow forms of clay into your own unique ceramic based sculpture. What you make is up to you – a portrait bust, abstract design or maybe something for the garden like a toad, plaque or gargoyle? Lessons include a review of materials and tools and time to experiment with handbuilding techniques such as slab, coil and pellet. We'll discuss scale and removable armatures, modelling with simple shapes to find the form and applying methods to create textures and refine the shape. Then it's time to hollow out the sculpture and discuss patination and firing methods as we prepare for bisque firing.

Please note: there will be no class on October 12

Course Fee: \$209 + HST includes \$20 material fee and bisque firing. Clay extra.

2A70 Portrait Sculpture

Les Drysdale, Hons. B.F.A.

Friday: October 9 – December 11 (10 weeks) 7:00 p.m. – 9:30 p.m.

Create a dynamic life size and lifelike portrait sculpture. You'll learn how to build a reusable portrait armature and how to manipulate clay to create desired forms using sculpture tools. The anatomy of the head and shoulders will be examined including how to depict eyes, ears, nose and mouth specific to the model. You'll end up with a portrait bust ready to be bisque fired or one prepared for a rubber mold then cast in plaster (look for a rubber mold making workshop to be offered later). For all levels. Clay extra. Course Fee: \$355 + HST includes \$20 material fee, \$10 firing fee and model fee.


2A71 Introduction to Soapstone Carving

John Novak

Thursday: October 8 – November 5 (5 weeks) 6:30 p.m. – 9:30 p.m.

Discover the pleasure of carving soapstone, a very soft stone that can be shaped with simple hand tools. In this course, you'll be introduced to the process of carving and finishing a basic piece. We'll begin by selecting your stone, studying examples and reviewing the processes that will be used in the workshop. Throughout the classes, the tools and techniques to carve and finish your carving will be demonstrated and discussed as you work towards a finished piece. No prior carving experience is required and there'll be plenty of group and individual instruction provided.

Course Fee: \$195 + HST includes a \$15 material fee for soapstone.



Online Classes For Fall

Work on your art practice from home with online courses offering hands-on exercises, discussions and critiques with DVSA faculty and fellow students. We believe an in-studio experience is the best environment for providing art instruction. However, due to COVID-19 restrictions, we recognize not everyone will feel

comfortable attending our in-studio sessions this Fall and therefore we'll be offering a selection of online classes. Be sure to check our **Classes page** on our website dvsa.ca/classes to view our new online course offerings as we add them.

Sculpture

2A72 Advanced Soapstone Carving

John Novak

Thursday: November 12 – December 10 (5 weeks) 6:30 p.m. – 9:30 p.m.

For students with previous soapstone carving experience who are ready to tackle a larger and more involved soapstone work with the support of the instructor. The tools and techniques to carve and finish your carving will be demonstrated and discussed. There'll be plenty of group and individual instruction to guide you in the completion of your project. Come with some ideas/designs for your carving and be prepared to adapt them based on the pieces of rock available. Larger 20 - 30lb pieces of stone will be provided. Course Fee: \$219 + HST includes a \$40 material fee for soapstone.

2A73 *NEW* Introduction to Wire Sculpture (W)

John Novak

Sunday: October 18 (1 day) 9:30 a.m. – 3:30 p.m.

Broaden your sculptural skills and try your hand at the art of wire sculpture! Using pliers and wire cutters, you'll learn how to create a stylized tabletop bird from a variety of wire types. We'll begin with an introduction to wire sculpture and examples of small size pieces. From there, we'll review how to safely handle the materials and tools and then get to work attaching and shaping wire to create a finished sculpture. Course Fee: \$89 + HST includes a \$15 material fee.

2A74 *NEW* Introduction to Wood Carving (W)

John Novak

Sunday: October 4 (1 day) 9:30 a.m. – 12:30 p.m.

Ideal for beginners, you'll be introduced to the art of wood carving as you shape your own simple comfort bird. Comfort birds are smooth and soft and fit just right in your hand. You'll use a simple carving knife to carve a piece of butternut wood, sand it smooth and finish with wax.

Come give it a go! Course Fee: \$55 + HST includes a \$10 material fee



Photography

2A75 Introduction to Digital Photography

A: Tuesday: October 6 – December 8 (10 weeks) 7:00 p.m. – 9:30 p.m.

Barry Gray

B: Thursday: October 8 – December 10 (10 weeks) 7:00 p.m. – 9:30 p.m.

Jennifer Finn, B.A., Sheridan College

In this beginner level course, you'll develop a solid foundation by using your digital camera in class and receiving feedback on your photos. Fully understand shutter-speeds, apertures, ISO, histograms, focusing and the various exposure modes available to create better quality images. We'll also cover how to safely transfer and backup your photos. Bring your camera, or if you are looking to purchase, hold off until after the first class as we'll review various makes and models.

Course Fee: \$279 + HST includes a \$16.50 media lab fee.

Joseph Hartman



After receiving a Master's degree in Kinesiology at McMaster and being accepted into medical school, Joseph decided to pursue a career as an artist. A self-taught photographer, he developed his artistic practice while apprenticing with Canadian photographer, Edward Burtynsky. His photographs are in private and corporate collections across North America and his recent show at the Art Gallery of Hamilton, "The Artist's Studio", documenting Canadian artists' work spaces, remains a standout of AGH exhibition lore.

2A76 *NEW* Digital Photography 2: Building Your Unique Visual Language and Style

Joseph Hartman, MSc.

Wednesday: October 21 – November 25 (6 weeks) 7:00 p.m. – 9:30 p.m.

Apply the skills learned in Introduction to Digital Photography as you create a body of work that establishes the look and feel of photos that are uniquely yours. The main focus in this course will be mentorship from Joseph as you further develop your photographic "eye" and move into the world of fine art photography. More advanced concepts around using your camera and editing photos will also be explored. There will be organizing principles to help guide your photo exercises and subject observation. This is a great opportunity to move your photography to the next level with helpful consultation, discussion, slide shows, feedback and RAW image-processing. Prerequisite: Introduction to Digital Photography or instructor approval. Course Fee: \$195 + HST includes a \$16.50 media lab fee.



Photography

2A77 *NEW* 1,000 Photos – A Two Day Challenge! (W)

Rick Kowalczykowski, Conestoga College

Saturday: October 3 & Sunday: October 4 (2 days) 9:30 a.m. – 3:30 p.m.

If you're looking to reinvigorate your photographic eye, try this on. Explore photography composition, lighting, exposure and colour in a totally new way as you push yourself to shoot 1,000 photos in one weekend. This two-day workshop will teach you to look at subjects and explore completely different ways of shooting them by altering composition, lighting and more for dozens of different looks!

Weather permitting, we'll go for a photo walk to find our subjects. Students are welcome to bring their own objects and backgrounds to shoot, plus any additional camera lenses and filters. Prerequisite is the Introduction to Digital Photography course or a solid knowledge of camera basics. A DSLR or mirrorless camera is a must with at least a zoom lens. Course Fee: \$205 + HST

2A78 Introduction to Adobe Lightroom Classic (W)

Edward Eastman

Sunday: November 22 & 29 (2 days) 9:30 a.m. – 3:30 p.m.

Time to dig in! Take your digital photo editing skills to the next level as you learn how to set up the Lightroom (LR) application, Colour Space, LR Catalogs and Preferences plus importing images and an overview of all seven LR Modules. Students must bring a Mac/PC laptop loaded with Lightroom Classic and be proficient with the computer's operating system's functionality. Each student will be emailed a detailed PDF handout of the workshop's content. Course Fee: \$139 + HST

2A79 *NEW* Urban Photography

Jennifer Finn, B.A., Sheridan College

Saturday: October 10 – November 14 (5 weeks) 1:00 p.m. – 3:30 p.m.

Urban Photography embraces the spontaneous encounters of life and the hidden beauty in the city environment. In this short course, we'll define urban photography and learn how it groups the different genres – architecture, fine art and street photography – all into one. We'll study examples, learn tips and tricks and have some sessions exploring and photographing the unique character of the town of Dundas. Photo sessions will be followed by a group share and discussion. You'll leave this course with a better understanding of how the details of an environment can make that special photograph.

Participants should have some basic photography knowledge. Bring your own camera – DSLR or point-and-shoot. *Please note: there will be no class on November 7*

Course Fee: \$159 + HST includes \$10 material fee.



In The DVSA Gallery

OCTOBER	Faculty Exhibition
NOVEMBER	DVSA Juried Student Art Show
DECEMBER	The Advanced Studio Exhibition



DVSA Gallery is supported by incite Foundation for the Arts

Glass Art

2A80 Introduction to Mosaics

Nancy Zboch, Hons. B.A.

Monday: October 5 – November 16 (6 weeks) 6:30 p.m. – 9:30 p.m.

Mosaic is the art of creating with an assemblage of pieces of coloured glass, stone or other materials. As makers, many artists are intrigued with playing with diverse materials, but not sure where to start. Using the idea of traditional mosaic techniques, you'll translate these concepts into a modern aesthetic. Typically the first results are abstracted, since they are mostly inspired by a variety of materials. Later, you can continue to explore an application of this mixed media mosaic technique to other styles and genres. **Please note: there will be no class on October 12**

Course Fee: \$225 + HST includes a \$10 material fee.



Nancy Zboch

Hamilton artist, Nancy Zboch considers the Dundas Valley Conservation Area “her church,” providing great solace and inspiration. A talented mosaic artist with work in private homes and exhibitions, she studied at OCAD, U of T and Sheridan College. Gracious and full of creative energy, she makes each class enjoyable, expertly bringing the mosaic process alive and making it easy to follow.

2A81 Independent Mosaics

Nancy Zboch, Hons. B.A.

Monday: November 23 – December 14 (4 weeks) 6:30 p.m. – 9:30 p.m.

An open studio format for previous mosaic students to bring their project ideas and learn a variety of new techniques to complete their vision. How is a mosaic created in studio then installed at another location? Which materials and techniques will survive an exterior four season installation? As this is an open workshop, there are ongoing presentations and discussions of many mosaic approaches and a wealth of inspiration! Course Fee: \$155 + HST includes a \$10 material fee.

2A82 Introduction to Glass Blowing (W)

Paull Rodrigue, Sheridan College

A: Saturday: October 24 & Sunday: October 25 (2 days) 9:30 a.m. – 3:30 p.m.

B: Saturday: November 7 & Sunday: November 8 (2 days) 9:30 a.m. – 3:30 p.m.

A special opportunity to learn about the exciting world of molten glass and glassblowing from local master artisan, Paull Rodrigue. Day 1 is an introduction to the Hot Shop, tools, furnace, studio safety and etiquette before our first project of making solid glass paperweights. On Day 2, we look at the intricacies of blowing into the glass, learning the do's and don'ts of making a successful blown piece of glass. Be ready for some teamwork, helping each other blow, paddle, reheat and punty the glass. Bring your ideas, pictures and dreams of what kind of glass pieces you love and we'll discuss the techniques and processes used to create them. Classes take place at Paull's studio at 400 Brock Rd, Unit 5, Dundas. Course Fee: \$375 + HST. Includes all materials.

“I wanted to sign up so badly for a course that I pretended I had an “emergency” to get out of a business meeting so I could register!”

– Julie Turner

Glass Art

2A83 Introduction to Stained Glass

Teresa Seaton, B.F.A., Sheridan College

Friday: October 9 – 23 (3 weeks) 7:00 p.m. – 9:30 p.m.

This workshop introduces the basics of working with stained glass. You'll learn to cut, grind, foil, solder, patina and polish, and finish a 9-piece suncatcher in three sessions. All materials and tools supplied.

Course Fee: \$155 includes a \$50 material fee.

2A84 *NEW* Stained Glass – Part 2

Teresa Seaton, B.F.A., Sheridan College

Friday: October 30 – November 13 (3 weeks) 7:00 p.m. – 9:30 p.m.

Use the skills acquired from Intro to Stained Glass to produce your own original 8x8 panel. Using the completed suncatcher from the introduction class, you'll learn how to drop it into a background and fabricate your own fine art panel under the guidance of the instructor. All materials and tools supplied.

Students must take the Introduction to Stained Glass course first and have a completed suncatcher.

Course fee: \$155 + HST includes a \$50 material fee.

2A85 Stained Glass Workshop (W)

Siobhan Lynch

A: Leaves of Autumn: Sunday: October 4 (1 day) 9:30 a.m. – 3:30 p.m.

B: Holiday Creations: Sunday: November 29 (1 day) 9:30 a.m. – 3:30 p.m.

Create your own stained glass artwork in this beginner level workshop. We'll cover the basic steps of creating a beautiful stained glass work of art you can share with someone special (or keep it for yourself!). Explore the properties of glass with its many textures and colours and learn the essential techniques to make a striking piece of glass art. All tools and materials will be provided.

Course Fee: \$109 + HST includes a \$35 material fee.



Jewellery and Metalsmithing

2A86 *NEW* Rings in Precious Metal Clay (W)

Shannon Kennedy, O.C.A.D.

Saturday: October 24th & Sunday: October 25th (2 days) 9:30 a.m. – 4:00 p.m.

Passionate about rings? Learn how to create your own unique rings in precious silver metal clay (PMC3)! This 2-day workshop teaches the process of making a hollow core ring and enameled ring using this amazing clay-like material that when fired, turns into pure silver. You'll learn dry construction, carving, enameling, design creation using Lino block and several other techniques to create both rings. Each ring will be kiln fired. Participants will create two ring projects from start to finish. All tools and materials included – just show up, ready to create. ½ hour for lunch.

Course Fee: \$259 + HST includes an \$95 material fee.

2A87 *NEW* Metal Stamping – Creating Beautiful Works (W)

Loren Clough, B.Sc, B.F.A., M.Ed.

Sunday: November 1 (1 day) 9:30 a.m. – 3:30 p.m.

Learn the basics of stamping on metal as you create personalized charms for jewelry and accessories. We'll discuss the necessary tools and materials needed and get right to work practicing the techniques. Have fun stamping out meaningful names, dates or your favourite inspiring or snarky sentiment to be used as a pendant or on a charm bracelet. We'll learn the techniques to create a Zodiac necklace as well as a stunning pair of texture earrings. To add an extra bit of intrigue, we'll adorn the earrings and necklace with a wire-wrapped bead. Further discovery, using forms and pliers, will lead us to create a hand-stamped cuff bracelet and hand-stamped spoon to be made into a pendant or just stirred into your own special cup of tea. All materials supplied.

Course Fee: \$99 + HST includes a \$25 material fee.

“I love the diversity of programs! There's always opportunities to learn something new as well as develop existing skills.”

– Karen Milne

DVSA Memberships Are Back!

And the benefits are better than ever! DVSA is once again offering a membership program and the perks are fabulous!

If you're one of those people looking to:

- reduce the cost of their tuition
- get a jump on registration for that sellout class or workshop
- go to the front of the line for those much coveted tickets for Little Black Frame
- get behind the scenes at DVSA (and much more...)

...there's a perfect membership category for you!

For more details, go to www.dvsa.ca/memberships

Art History and Special Interest

2A88 *NEW* Art History – Looking at Architecture

Regina Haggio, B.A., M. Litt.

A: Monday: October 5 – November 30 (8 weeks) 1:00 p.m. – 3:30 p.m.

B: Friday: October 9 – November 27 (8 weeks) 1:00 p.m. – 3:30 p.m.

An introduction to famous and influential European buildings and structures, from 2000 BC to the late 19th century. We'll examine form, function, the development of styles and who the architects were. Lectures will be illustrated with slides and offer an entertaining, yet intelligent approach to art history.

Section A please note: there will be no class on October 12 Course Fee: \$209 + HST

2A89 Calligraphy for Beginners

Aline Chan

Tuesday: October 6 – November 3 (5 weeks) 9:30 a.m. – 12:00 p.m.

Try your hand at calligraphy – the art of beautiful writing. This ancient art form delivers an air of elegance and expressiveness to your correspondence, invitations and art designs, sure to delight your intended audience. In this course, you'll learn about the history, tools and proper techniques and then set to work lettering beautiful envelopes, designing scrapbook layouts and writing invitations.

Course Fee: \$155 + HST includes \$5 material fee.

2A90 *NEW* Sashiko and Boro Workshop (W)

Carolanne Graham

Sunday: October 18 (1 day) 9:30 a.m. – 3:30 p.m.

Explore the meditative process of Sashiko and Boro. Sashiko, meaning “little stabs,” uses a simple running stitch to create striking geometric designs on cloth. You'll learn some of the history and uses for sashiko, then draft and hand-stitch a traditional pattern. These skills will then be applied in a Boro or Japanese-style mending project that embraces mindful sustainability, reuse and reinvention. 1 hour for lunch. Course Fee: \$75 + HST.

2A91 *NEW* Instagram For Artists (W)

Keir Overton, B.A. & Clare McClung, B.A.

Sunday: November 22 (1 day) 10:00 a.m. – 12:00 p.m.

Instagram is the ideal social media platform for visual artists looking to build a following – it's free to use and offers a potential worldwide audience. But how do you do it right? In this workshop, we'll do a deep dive into the world of IG, reviewing its features such as hashtags, Stories, analytics and promoted posts, discussing best practices and sharing tips and tricks for getting your posts seen and shared. The goal will be to give you tips on maximizing its use and shaping a manageable Instagram strategy designed to create an online buzz and cultivate followers interested in buying your work.

Come for this morning session and stay for the artist talk with Clarence Porter in the afternoon.

See page 42. Course Fee: \$35 + HST.



Online Classes For Fall

Work on your art practice from home with online courses offering hands-on exercises, discussions and critiques with DVSA faculty and fellow students. We believe an in-studio experience is the best environment for providing art instruction.

However, due to COVID-19 restrictions, we recognize not everyone will feel comfortable attending our in-studio sessions this Fall and therefore we'll be offering a selection of online classes. Be sure to check our **Classes page** on our website dvsa.ca/classes to view our new online course offerings as we add them.

The Advanced Studio in Fine Art

Full-time study in DVSA's Advanced Studio offers an innovative and alternative art education for both the post-secondary and mature student. Rather than a conventional approach consisting of a number of separate courses, each of The Advanced Studio programs consist of one course encompassing a wide range of interrelated theoretical and practical experiences.

The curriculum is flexible and based on the individual needs and interests of each student. A small class size offers personal one-on-one instruction in a supportive, challenging and collegial atmosphere — a unique arrangement often unavailable at larger institutions.

Three programs of study are available in The Advanced Studio:

- Foundation Studies in Visual Art - a one year course to prepare for further visual arts education
- Independent Study in Fine Art - for those committed to a full-time studio practice
- Residency in Fine Art - for a fine art degree graduate to prepare for a Masters degree

The Advanced Studio at Dundas Valley School of Art is directed by John Wilkinson, N.D.D., R.A.S. (Dist).

Learn more about each of our Advanced Studio programs, including pricing and how to apply, at www.dvsa.ca/advanced-studio.



Independent Study in Fine Art

Let's Get Registered.

Registering for a course at DVSA is easy.

To avoid disappointment, we recommend registering early.



Online

www.dvsa.ca.



By Phone

Call the school at
905-628-6357 #0 to speak with
our DVSA team.



In Person

Visit the DVSA front desk at 21 Ogilvie St. in Dundas (at the corner of Hatt St.).

Fall Office & Gallery Hours are:

Monday to Thursday: 9:00 a.m. – 10:00 p.m.

Fridays: 9:00 a.m. – 4:00 p.m. & 6:00 – 10:00 p.m.

Saturday and most Sundays: 9:00 a.m. – 4:00 p.m.

Closed for Thanksgiving, October 12, 2020

REGISTER EARLY & WIN!

Sign up by 4:00 p.m. on August 14, 2020 and you could win your fall class/workshop for FREE! Students who register before the deadline will automatically be entered in a draw to win one free class/workshop. Visit www.dvsa.ca or call us today at 905-628-6357 #0 before August 14 with your class selections. Good luck!

Need Guidance On Choosing A Course?

If you're uncertain where to begin or continue your artistic journey, give us a call and we'll advise on selecting the right course for your level and interest.

Payment

Full payment is required at the time of registration. DVSA accepts cash, Visa, Mastercard and Interac.



Students 65 and over receive a 10% discount off tuition for all full term courses. Discounts must be requested when registering and we may ask for verification.

Materials

Materials for all adult classes are to be provided by the student, unless otherwise stated. Course material lists and necessary information will be emailed prior to the first class and/or made available on the DVSA website. Materials for children's classes are included, unless otherwise stated.

Age Requirements

Adult classes are intended for students ages 16+. Students under the age of 16 must receive permission from the Executive Director and course instructor before enrolling. Unfortunately, we are not licensed to provide art programming for children under the age of 4 years.

Parking

There is on-street parking around the school and a municipal lot located on Hatt Street, half a block west of the school. Visit dvsa.ca/contact for more information.

We Want You To ❤️ Your Program

If you've chosen a class that just isn't the right fit, let us know within the first two classes (the sooner the better!) and we'll work with you to find an alternate program (a transfer fee of \$15+HST will apply). If this isn't possible, we'll credit your DVSA account (minus \$25+HST admin fee) for the remaining classes. Credits may be used for future classes or workshops.

Refunds, Withdrawals & Transfers

We offer full refunds on cancelled classes. Every attempt will first be made to identify an alternative course suitable to the student. If this is not possible, the cancelled course will be fully refunded.

All monetary refunds requested by registrants are subject to a \$25+HST administrative fee. **All requests for course refunds must be made at least 2 weeks prior to the start date of a course.** If a request is made after the 2 week notice period, but prior to the start date of the course, a 50% refund for the tuition (minus \$25+HST admin fee) will be refunded. We are unable to offer monetary refunds after the start date of the course unless there is a prolonged absence due to illness.

Should you request to withdraw from a class/workshop or camp, please be aware the registration fee, model and/or material fees + HST are non-refundable.

Withdrawal is available at any time for doctor-certified medical reasons and a pro-rated percentage of the tuition will be refunded less applicable fees and taxes.

Please review our full Policies, Procedures and Fine Print on our website at dvsa.ca/policies.



The health and safety of our students, faculty and staff is paramount. We have implemented numerous measures to help prevent the potential spread of COVID-19, including reduced class sizes to promote social distancing and increased sanitizing procedures. Learn more about the protocols we've put in place to ensure your safety by visiting dvsa.ca/health-safety

Learning from other artists is one of the seminal elements in an artist's training. These free 1-hour talks are an excellent opportunity to hear from the artists themselves as they share information on their careers, inspiration, techniques and the work they produce.

Diana Gordon on “Encounters with Cezanne”

Tuesday, October 27 – 10:30am

Paul Cézanne is one of the best known 19th century artists, with many recent exhibitions – a private collection of drawings at the Whitworth Gallery (Manchester) and a portrait show at the National Gallery (London), Musée d'Orsay and National Gallery of Art (Washington). Three major exhibitions are planned for MOMA, the Tate Modern and the Art Institute of Chicago (The Art Newspaper, October 2019).

Clearly this solitary painter from the south of France has held the public's imagination. Why?

The best way to know another artist is to copy their work. In advance of the 2014 “The World is an Apple” exhibition of Cézanne's Still Lifes (The Barnes Foundation and The Art Gallery of Hamilton, curated by Benedict Leca), Diana embarked on a 6 month project. She chose to copy two of his works, take notes of her process, apply what she had learned to three original compositions and present a talk to fellow volunteer docents at the AGH. Five years later, she is teaching her 4th Post-Impressionism course, and marvelling at what Cézanne can still teach us as artists.

In this talk, Diane will focus on Cézanne's unique approach – modelling forms as facets, creating and distorting space, and energizing his circular compositions with repeated diagonal brushstrokes. Ideal for painters, this talk is also for those wishing to understand why this “radical” post-Impressionist's work is so compelling.

Learn more about Diana and her work at www.dianagordon.com.



Clarence Porter

Sunday, November 22 – 1:00 p.m.

While his focus now is on painting with pastels, Clarence began his career as an advertising agency art director, after which he spent many years in Toronto as a freelance commercial illustrator working in a broad range of media. After relocating to Hamilton, Clarence started working with pastels for his own enjoyment. In 2006, Clarence was juried into the 15th Annual Purely Pastels Exhibition at the Art Gallery of Hamilton where he received an Honourable Mention. That was the spark he needed and since then he hasn't looked back. Clarence's pastels have been showcased in four solo shows and juried into multiple group exhibitions where he has won honours. His work is collected locally and internationally. He received his Master Pastel Artist of Canada (MPAC) signature designation from Pastel Artists Canada in 2014 and was elected a Signature Member of the Pastel Society of America (PSA) in 2016. He is also a member of the International Association of Pastel Societies.

Clarence calls his art “playing” and his creations flow from his “toy box” full of pastel colours. He believes his art must be both objective and subjective: objective in its original intent and execution and subjective in its interaction with the viewer. “I hope that my art gives the viewer pause to reflect on a moment in time that I cherished, frozen in pastel pigments.”

Learn more about Clarence and see his artwork at www.porter-arts.com.



Fall's most creative art event will go on!



Due to COVID-19 restrictions, we are looking at the best and safest way to hold this much beloved event. We'll announce more soon!

Listen for your number to be drawn and then choose your favourite stunning art piece, each one showcased in a little black frame.

Created by established and emerging artists, you won't know who made your masterpiece until it's in your hands.

Proceeds from this event will help support DVSA's groundbreaking hands-on art programs for participants of all ages and backgrounds

Tickets sale information to be announced in the Fall.

Our Online Art Auctions Continue In July & August and into September

Featuring pieces submitted for our postponed 50th auction event, proceeds from our online art auctions are split between the school and the submitting artist. There's many great pieces, so bid with enthusiasm – you're not only supporting the school at a time when funding is much needed, but also our local artists. We're hoping to run a modified and safety-first version of the auction at DVSA in September. Watch dvsa.ca for all the latest auction news!



There's an artist
in all of us.

Register online @ dvsaa.ca



DUNDAS VALLEY SCHOOL OF ART

21 Ogilvie St.
Dundas, Ontario
L9H 2S1
905.628.6357
info@dvsaa.ca
dvsaa.ca

**Fall 2020
Adult & Children
Programs**